



SPECIALTY ORDER FORM

Phone: 416 742-6299 Toll Free Phone: 1-866-916-6299
 Fax: 416 742-3129 Toll Free Fax: 1-866-916-1906

Account Number: _____ Page _____ of _____ Pages
 Sold to: _____ Order No. _____
 _____ Order Date: _____
 _____ Ship to: _____ Store No. _____
 _____ Tag: _____

LEGEND	Types of Arch or Specialty Shapes:	<input type="checkbox"/> COLOURS POLYSILK	<input type="checkbox"/> COLOURS TILIA™ WOOD SHUTTERS	<input type="checkbox"/> COLOURS SAN MARCO™ COLLECTION	LOUVER SIZE
	AF = A FRAME ANG = ANGLE ARC = ARCH CARC = CONTINUOUS ARCH CIR = CIRCLE CYEB = CONTINUOUS EYEBROW EYB = EYEBROW HEX = HEXAGON IAF = INVERTED A FRAME OCT = OCTAGON QARC = QUARTER ARCH	051 = CREAM 326 = SESAME 086 = MOCHA 375 = ARCTIC 115 = COTTON	051 = CREAM 375 = ARCTIC 180 = GOLDEN 536 = CHERRY 215 = EBONY 578 = COFFEE 247 = WALNUT	012 = YELLOW 431 = FRUITWOOD 020 = RED 442 = HICKERY 089 = BLUE 457 = MERLOT 410 = STRAW 478 = JAVA	2 1/2", 3 1/2" & 4 1/2". *2 1/2" not available in San Marco, please circle one of the above.

COMPLETE ORDER PORTION BELOW

A 1. Please draw shape following the templates on the back of this page.

2. If you have shutters being installed directly beneath this item, please make sure you mark the location of the vertical supports to line up with the panels below them.

DRAW # OF SECTIONS IN SPECIALTY OPENING BELOW.

B 1. Please draw shape following the templates on the back of this page.

2. If you have shutters being installed directly beneath this item, please make sure you mark the location of the vertical supports to line up with the panels below them.

DRAW # OF SECTIONS IN SPECIALTY OPENING BELOW.

All Specialty-Standard will be hinged at bottom unless otherwise specified.

Colour Qty. Mount IB

Location (Tag) Type of

Louver Size Extension Pole Frame Type

TEMPLATE - YES / NO

Note:
Signature required below.

All Specialty-Standard will be hinged at bottom unless otherwise specified.

Colour Qty. Mount IB

Location (Tag) Type of

Louver Size Extension Pole Frame Type

TEMPLATE - YES / NO

Note:
Signature required below.

Name (please print) _____

Customer's Signature _____



Specialty Shutters

EYEBROW (EYB)

W = Minimum 24 inches
H = Minimum 12 inches

Diagram showing a curved shutter with horizontal slats. Dimensions include overall width (W), overall height (H), and three internal width segments (W2, W3, W4).

Template Required

A FRAME (AF)

Diagram showing a triangular shutter with horizontal slats. Dimensions include overall width (W), overall height (H), and the width of the top horizontal section (W2).

Template Not Required

INVERTED A FRAME (IAF)

Diagram showing an inverted triangular shutter with horizontal slats. Dimensions include overall width (W), overall height (H), and the width of the top horizontal section (W2).

Template Not Required

CIRCLE (CIR)

W & H = Minimum 28 inches

Diagram showing a circular shutter with horizontal slats. Dimensions include overall width (W) and overall height (H).

When W = H Template Not Required (Perfect circle)
Otherwise Provide Template

ARCH (ARC)

W = Minimum 28 inches
H = Minimum 14 inches

Diagram showing a semi-circular shutter with horizontal slats. Dimensions include overall width (W), overall height (H), and three internal width segments (W2, W3, W4).

When H = 1/2 of W Template Not Required (Perfect arch)
Otherwise Provide Template

CONTINUOUS ARCH (CARC)

W = Minimum 28 inches
H2 = Minimum 14 inches

Diagram showing a continuous arch shutter with horizontal slats. Dimensions include overall width (W), overall height (H), height of the arch (H2), and three internal width segments (W2, W3, W4).

When H = 1/2 of W Template Not Required (Perfect arch)
Otherwise Provide Template

CONTINUOUS EYEBROW (CEYB)

W = Minimum 24 inches
H2 = Minimum 12 inches

Diagram showing a continuous eyebrow shutter with horizontal slats. Dimensions include overall width (W), overall height (H), height of the arch (H2), and three internal width segments (W2, W3, W4).

H2 Template Required

HEXAGON (HEX)

Minimum 8 inches per section

Diagram showing a hexagonal shutter with horizontal slats. Dimensions include side lengths (A, B, C, D, E), slat lengths (L), height of the hexagon (H2), and overall width (W2).

Template Not Required

OCTAGON (OCT)

Minimum 8 inches per section

Diagram showing an octagonal shutter with horizontal slats. Dimensions include side lengths (A, B, C, D, E), slat lengths (L), height of the octagon (H2), and overall width (W2).

Template Not Required

QUARTER ARCH (QARC)

W = Minimum 14 inches
H = Minimum 14 inches

Diagram showing a quarter arch shutter with horizontal slats. Dimensions include overall width (W) and overall height (H).

When W = H Template Not Required
Otherwise Provide Template

ANGLE (ANG)

W = Minimum 24 inches
H = Minimum 12 inches

Diagram showing a triangular shutter with horizontal slats. Dimensions include overall width (W), overall height (H), and the width of the top horizontal section (W2).

Template Not Required

NOTES:

- A 1/8" deduction will be taken all around the perimeter of the shutter if more is required please specify on the order.
- Frames available: Designer Frame, Colonial Z Frame, Squareness Frame and Traditional Frame.



DÉCORATIONS DE FENÊTRES

Téléphone: 416 - 742-6299

Téléphone Sans Frais: 1-866-916-6299

Télécopieur: 416 742-3129

Téléphone Sans Frais: 1-866-916-1906

BON DE COMMANDE - FORMES SPECIALES

Numero de compte: _____

Page _____ de _____ Pages

Vendu à: _____

No. de Commande: _____

Expedie à: _____

Date de la Commande: _____

Référence: _____

FENÊTRES

Types de store en arc ou de formes spéciales

AF = CADRE EN A	ANG = ANGLE
ARC = ARC	CARC = ARC CONTINU
CIR = CERCLE	CYEB = SOURCIL CONTINU
EYB = SOURCIL	HEX = HEXAGONE
IAF = CADRE EN A INVERTI	OCT = OCTAGONE
	QARC = QUART DE CERCLE

COULEURS POLYSILK

051 = CRÈME	326 = SÉSAME
086 = MOKA	375 = ARCTIQUE
115 = COTON	

COLEURS PERSIENNES EN BOIS TILIA^{MC}

051 = CRÈME	375 = ARCTIQUE
180 = DORÉ	536 = CERISE
215 = ÉBÈNE	578 = CAFÉ
247 = NOYER	

COLEURS COLLECTION SAN MARCO^{CM}

012 = JAUNE	431 = BOIS DE FRUITS
020 = ROUGE	442 = CARYER
089 = BLEU	457 = MERLOT
410 = PAILLE	478 = JAVA

LOUVER SIZE

2 1/2 po, 3 1/2 po et 4 1/2 po

REEMPLIR LA PARTIE DU BON DE COMMANDE CI-DESSOUS

A

1. Dessinez la forme en suivant les modèles au verso.
2. Si des persiennes seront insérées directement en-dessous de celle-ci, indiquez l'emplacement des soutiens verticaux pour qu'ils s'alignent avec ceux du bas.
3. Indiquez si une autre persiennes a été commandée sous celle de forme spéciale.

Couleur Qté. Emplacement (Référence)

Type de Taille des lamelles

Rallonge

Note:
Signature exigée
ci-dessous.

B

1. Dessinez la forme en suivant les modèles au verso.
2. Si des persiennes seront insérées directement en-dessous de celle-ci, indiquez l'emplacement des soutiens verticaux pour qu'ils s'alignent avec ceux du bas.
3. Indiquez si une autre persiennes a été commandée sous celle de forme spéciale.

Couleur Qté. Emplacement (Référence)

Type de Taille des lamelles

Rallonge

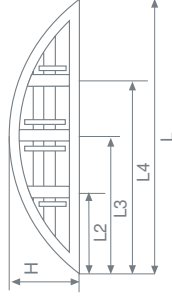
Note:
Signature exigée
ci-dessous.

Name (please print) _____

Signature du client _____

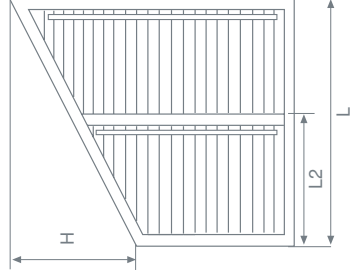
SOURCIL (EYB)

L = Minimum 24 po
H = Minimum 12 po



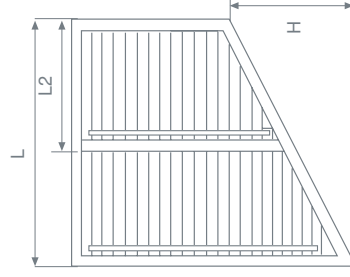
Modèle nécessaire

CADRE EN A (AF)



Modèle pas nécessaire

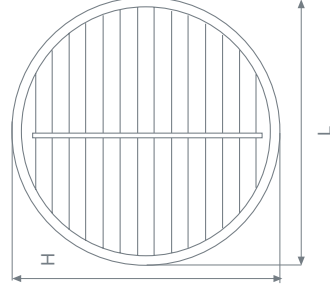
CADRE EN A INVERTI (IAF)



Modèle pas nécessaire

CERCLE (CIR)

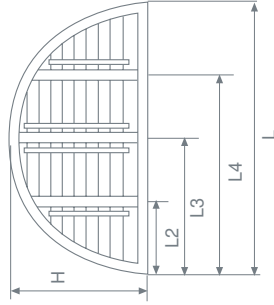
L et H = Minimum 28 po



Lorsque L = H Modèle pas nécessaire (cercle parfait).
Sinon, fournir le modèle

EN ARC (ARC)

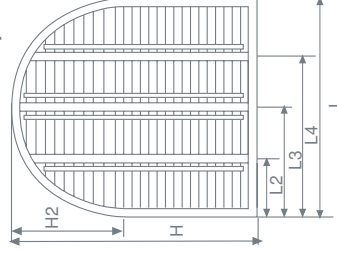
L = Minimum 28 po
H = Minimum 14 po



Lorsque H = 1/2 de L Modèle pas nécessaire (arc parfait). Sinon, fournir le modèle

ARC CONTINU (CARC)

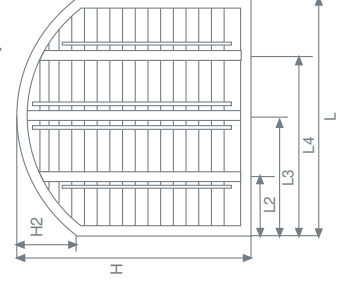
L = Minimum 28 po
H2 = Minimum 14 po



Lorsque H = 1/2 de L Modèle pas nécessaire (arc parfait). Sinon, fournir le modèle

SOURCIL CONTINU (CEYB)

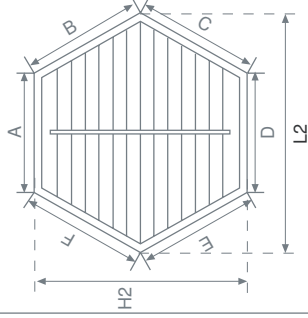
L = Minimum 24 po
H2 = Minimum 12 po



H2 Modèle nécessaire

HEXAGONE (HEX)

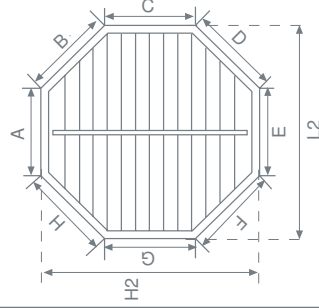
Minimum 8 po par section



Modèle pas nécessaire

OCTOGONE (OCT)

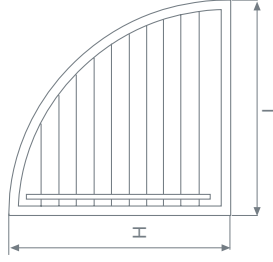
Minimum 8 po par section



Modèle pas nécessaire

QUART DE CERCLE (QARC)

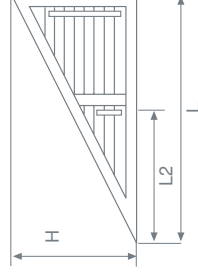
L = Minimum 14 po
H = Minimum 14 po



Lorsque H = L
Modèle pas nécessaire. Sinon, fournir le modèle

ANGLE (ANG)

L = Minimum 24 po
H = Minimum 12 po



Modèle pas nécessaire

REMARQUES:

- Une déduction de 1/8 po sera faite autour du périmètre de la persienne, et s'il en faut plus, il faut le préciser à la commande.
- Encadrements offerts: encadrement décoratif, encadrement à contour en Z, encadrement carré et encadrement traditionnel.