

“PRE-TEST” YOUR KNOWLEDGE!

1. “PLAGIARISM” IS DEFINED AS SIMPLY COPYING INFORMATION FROM THE INTERNET AND DIRECTLY PASTING IT INTO YOUR PAPER.

○ TRUE

○ FALSE



“PRE-TEST” YOUR KNOWLEDGE!

1. “PLAGIARISM” IS DEFINED AS SIMPLY COPYING INFORMATION FROM THE INTERNET AND DIRECTLY PASTING IT INTO YOUR PAPER.

○ TRUE

○ FALSE Copy/pasting words is an *example* of plagiarism; but that’s not “simply” or entirely the definition.



“PRE-TEST” YOUR KNOWLEDGE!

2. Copying and pasting from the Internet can be done without citing the Internet page, because everything on the Internet is common knowledge and can be used without citation.

○ TRUE

○ FALSE



“PRE-TEST” YOUR KNOWLEDGE!

2. Copying and pasting from the Internet can be done without citing the Internet page, because everything on the Internet is common knowledge and can be used without citation.

○ TRUE

○ FALSE The question above contains a generality (“everything”). It is definitely untrue to assume that “everything” on the Internet is common knowledge—there’s quite a bit on there that is new knowledge!



“PRE-TEST” YOUR KNOWLEDGE!

3. If the information in your paper is considered “common knowledge” (for example: Independence day is on July 4th), then you do not need cite a source and this would NOT be plagiarism.

○ TRUE

○ FALSE



“PRE-TEST” YOUR KNOWLEDGE!

3. If the information in your paper is considered “common knowledge” (for example: Independence day is on July 4th), then you do not need cite a source and this would NOT be plagiarism.

○ TRUE

You don't need to cite facts of common knowledge if it's *obviously* common knowledge.

○ FALSE



“PRE-TEST” YOUR KNOWLEDGE!

4. Your dad is an expert in the field of your research topic. If you quote your dad in an interview, you don't have to cite him or use quotation marks.

○ TRUE

○ FALSE



“PRE-TEST” YOUR KNOWLEDGE!

4. Your dad is an expert in the field of your research topic. If you quote your dad in an interview, you don't have to cite him or use quotation marks.

○ TRUE

○ FALSE In this instance, your dad has become a source of information for your topic; therefore, you would need to quote (and cite) him just the same way that you should cite a book, or article you used for research. If you do not, this is plagiarism.





USING PARENTHETICAL CITATIONS TO AVOID PLAGIARISM

*AND to avoid earning a failing grade,
disappointing your Language Arts teacher,
deserving a bad reputation, jail time, etc...*

PLAGIARISM

- Stealing someone else's words, work or ideas and claiming them as your own original.



HOW CAN YOU AVOID PLAGIARIZING?

- Use parenthetical citations!



PARENTHETICAL CITATION:

- **Definition:** a note placed in parenthesis that specifies the source of information within a paper.

Parenthetical= it's in parentheses

Citation= a short note recognizing source of information.



WHEN DO I NEED TO USE PARENTHETICAL CITATIONS?

Whenever you want to avoid earning a failing grade, disappointing your Language Arts teacher, establishing a bad reputation, jail time, etc....

Kidding (kind of)

For this assignment:

- Whenever you use someone else's direct words (direct quotes).
 - Minimum of 3 are required for your paper!



WHAT SHOULD I INCLUDE IN A PARENTHETICAL CITATION?

Ideally...

- You would ALWAYS cite the author's last name & provide a page number for the source (if it's a book).

Like THIS! [click]

But in Reality...



Ideally...

- You would ALWAYS cite the author's last name & provide a page number for the source (if it's a book).

Consequences of plagiarizing	3
“Students have been expelled from	
college or deprived of their	
degrees for a single distinctive	
phrase or term that has been	
stolen.”	
Pg. 4	
Koopman, Steve. <i>Tough Life</i>	
<i>Lessons for Students</i> . Kent: Club	
Publications, 2002.	

“Students have been expelled from college or deprived of their degrees for a single distinctive phrase or term that has been stolen” (Koopman 4).

WHAT SHOULD I INCLUDE IN A PARENTHETICAL CITATION?

Ideally...

- You would ALWAYS cite the author's last name & provide a page number for the source (if it's a book).


But in Reality...

- Most online sources do not provide author's names OR page numbers...

So, there are exceptions (See “Guidelines and Examples”) and [\[CLICK HERE\]](#)



Most online sources do not provide author's names OR page numbers. So, there are exceptions.

Facts about plagiarizing	3	 <p>At oh! No author provided! But we have a title! And Page Numbers too!</p>	Mrs. Toiin's Student Research Resource
“Copying papers is nothing new in schools, but the Internet has made copying much easier.”			
Pg. 36	<p>“The Internet and Plagiarism”. <i>Issues That Concern You</i>. 2008: p33-40. 22 Feb. 2013 < http://go.galegroup.com/ps/retrieve.do?sgHitCountType></p>		

“Copying papers is nothing new in schools, but the Internet has made copying much easier (“The Internet and Plagiarism” 36).

THERE CAN BE A VARIETY OF *EXCEPTIONS*

That's why you'll need to **refer to the “guidelines and examples” carefully.**

Here are just a few situations you may encounter:
You have...

- An article title but no author's name
- An author's name but no page number
- Page numbers but no author's name
- Multiple authors, but no page number

Keep it simple. Complete 3 steps...



SO WHAT DO I NEED TO DO?

STEP 1:

Step 1 of 3:

1. Begin by copying the direct quote **EXACTLY** as it appears in the original text.
 - ✓ If you're not sure—double check the original source; don't just “guess” if you cannot read your writing on the note card, or aren't sure if you were “exact”.



WHAT DO I NEED TO DO?

STEP 2:

Step 2 of 3:

2. Determine how you want to cite the source:

Your options are:

- Introduce the author first to introduce some of the source's information?

OR

- Use a parenthetical citation to document ALL of the source's information?

Either option is OK, but you should try to incorporate both into your paper.



WHAT DO I NEED TO DO?


STEP 3:

Step 3 of 3:

3. Format it correctly:

- ✓ After the end quotation mark for a direct quote, there is no punctuation necessary. The period will come AFTER the parenthetical citation.

“Do it like this” (Tolin 12).



- ✓ There is no punctuation between the author's last name and the page number.

“Do it like this” (Tolin 12).



LET'S PRACTICE! REFER TO "GUIDELINES & EXAMPLES" ON YOUR HANDOUT:

Study this note & bib card. How would you cite the following direct quote & source?

Examples of plagiarism

2

"Plagiarism charges can be brought against you for letting someone else write a paper for you."

2

"Avoiding Plagiarism." *Duke University Libraries*. 20 Aug. 2012. 22 Feb. 2013

<<http://library.duke.edu/research/plagiarism/index.html>>



LET'S PRACTICE! REFER TO "GUIDELINES & EXAMPLES" ON YOUR HANDOUT:

More Practice!

Historic Civil Rights speeches	1
"We must forever conduct our struggle	
on the high plane of dignity	
and discipline."	

King, Martin Luther, Jr. "I
Have a Dream Speech." Civil
Rights March. Washington,
D.C. 28 Aug. 1963



LET'S PRACTICE! REFER TO "GUIDELINES & EXAMPLES" ON YOUR HANDOUT:

Again!

Friends help friends work hard

5

- "It's important to allow your rough draft to be just that—rough, and a draft."
- Expect to make revisions multiple times.

Pg. 14

Barbati, Lindsey; Case, Theresa; DiPadova, Chrissy, and Gordyan, Christine. *The Tolin and Gang Guide to Peer Editing*. Cleveland: Tolin, 2000.



A FEW MORE TIPS, TRICKS AND NOTES!

(PG 2 OF HANDOUT)

- Remember when you were creating your bib cards and your source didn't provide you with information that MLA requirements asked for?

Question: What did you do in those instances?

Answer: _____



A FEW MORE TIPS, TRICKS AND NOTES!

(PG 2 OF HANDOUT)

- Remember when you were creating your bib cards and your source didn't provide you with information that MLA requirements asked for?

Question: What did you do in those instances?

Answer: SKIP IT! Provide the next option.




A FEW MORE TIPS, TRICKS AND NOTES!

(PG 2 OF HANDOUT)

Q: What would your parent's reaction be if you *randomly* said one day:

"I'll be at the corner with Butch and Demon;
see ya."



A FEW MORE TIPS, TRICKS AND NOTES!

(PG 2 OF HANDOUT)

Q: But what if you said:

"I'll be at the corner with Butch and Demon,
the neighbors' dogs. See ya!"

**Then would your parent's reaction be any
different? (maybe)**



DON'T BE A “NAME DROPPER”!

- Don't assume that your readers are going to know who you're talking about.
- If you're going to use an author's name in your writing (before the citation), use an appositive to reveal who that name belongs to.

Remember this? An appositive is...

- **Appositive** = a noun or noun phrase that is separated by commas and provides additional information about the noun previously mentioned.



EXAMPLES:

CAN YOU SPOT THE APPOSITIVES?

- James Smith says that the Empire State Building is at least 2,000 feet tall.
- James Smith, a tourist from Washington D.C. was visiting New York for the first time, says that the Empire State Building is at least 2,000 feet tall.
- James Smith, one of the two designers behind the architectural firm who designed the Empire State Building, says that the building is 1,454 feet tall.



REVIEW: DON'T FORGET THE STEPS!

1. **Begin by copying the direct quote EXACTLY as it appears in the original text.**

- ✓ Hunt down the book or website again to double check the original source, if you're not sure.

2. **Determine how you want to cite the source:**

- ✓ Introduce the author first to introduce some of the source's information? OR
- ✓ Use a parenthetical citation to document ALL of the source's information?

→ *BOTH ARE OK--but you should incorporate both into your paper.*

3. **Format it correctly:**

- ✓ After the end quotation mark for a direct quote, there is no punctuation necessary. The period will come AFTER the parenthetical citation.
- ✓ There is no punctuation between the author's last name and the page number.

4. **Don't be a name-dropper!**

- ✓ Use appositives to explain who you're talking about (your authors)



“APPROPRIATE FINGER”

1-2-3 CHECK

Did you master today’s objectives? Rate yourself.

How confidently can you say the following:

“I can give credit to my sources by using parenthetical citations in proper MLA format.”

○ 1 — **Very confident!**

“Expert”

I get it! I’m ready to go! 😊

○ 2 — **Semi-confident**

“Average”

I *think* I get it; I need to practice.

○ 3 — **Not confident at all.**

“Lost”

I’m feeling very uncertain; Can we start over? ☹️



YOUR TURN (ON YOUR OWN)

- Complete the “Parenthetical Citations Practice” half sheet. Notice it is 2-sided.
- TURN IT IN on the square table before you leave.
- Don't forget the steps!!!!
 - Mix-up “Step 2”. Don't always do one option or the other—use them both every once in a while!

HW: Add parenthetical citations to your rough draft. We're in the computer lab tomorrow. A TYPED rough draft with a MINIMUM OF THREE PARENTHETICAL CITATIONS (1 from each of your three main sources) IS DUE MONDAY, 3/4/11

