


Named one of the nation's
not-to-be-missed events!
-Country Living Magazine

Artiscape

AN ARTIST'S GATHERING



April 18-21, 2013

Embassy Suites Dublin - Columbus, Ohio

Join us April 18-21 for a fun weekend of paper arts, bookbinding, collage, art stamping, calligraphy, jewelry, metal working, altered books, polymer clay and more...

At our unconventional "convention" - there's something for everyone: more than 50 workshops of all levels, 2 evening parties, the wonderful *Marketplace at Artiscape*, *Outsider Art Fair*, Sunday's *Mad Hatter Tea* and much more! In its 11th year, Artiscape has become a premier, national alternative arts event. By combining social gatherings, eclectic shopping, and fun & challenging workshops, we strive to create a weekend to remember for you. Take a full schedule of workshops or just a few and relax with a book in the garden atrium lobby. Come for the weekend or just the afternoon. The goal is a fun, educational weekend among friends - old and new! I'm very pleased to welcome you to Artiscape...

We're excited about returning to Embassy Suites -
a perfect melding of beauty and convenience!

Lisa Ohmer, organizer
European Papers, Ltd.



Set sail for a special weekend with this
year's theme- *White Star Ocean Voyage*

Schedule of Events

THURSDAY - April 18

6:00-9:00 Preconference Workshops

FRIDAY - April 19

8:30-6:00 Workshops

9:00 Dream Raffle Begins

7:00-9:30 Friday Kick-off Party
Marketplace Preview

8:00/9:00 Talbot Art Presentations

SATURDAY - April 20

Marketplace Open 10:00-5:00

9:00-6:30 Workshops

12:00-3:00 Lunch/Marketplace Shopping
Break with Scavenger Hunt

7:00-9:00 A Night to Remember Ball

SUNDAY - April 21

Outsider Art Fair Open 11:00-5:00

9:00-5:00 Workshops


12:00-2:00 Lunch/Shopping Break

1:00-2:00 Mad Hatter Tea

1:30-1:45 Raffle, Auction Ends & Awards

KICK-OFF PARTY

The weekend begins with a unique welcoming party on Friday night. This fun event includes amazing desserts, gourmet snacks, cocktails and a special preview of the Artiscape Marketplace. Play some fun carnival-type games like Plinko, Spinning Wheel and more to win prizes.



Jonathan Talbot

Join artist Jonathan Talbot for great presentation and discussion: *What our Works Can Teach Us, How to Grow as an Artist*. There are two scheduled sessions beginning at 8:00 and 9:00 PM; presented theatre style and located just outside the Marketplace and adjacent to European Papers Artiscape Store.

Enjoy a cocktail, shop an eclectic array of artsy vendors, try your luck at a game of chance, talk about art - it's a perfect evening designed just for you...

BTK = BASIC TOOL KIT

Pencil, Scissors, Craft Glue Stick, Awl, Fine Sharpie, Bone Folder, X-acto Knife (w/ extra blades), Metal Ruler, Baby Wipes, 9x12" Cutting Surface, Scrap Paper for gluing & a few favorite stamps and ink pads.

OPTIONAL: YOUR FAVORITE COLLAGE MATERIALS & EMBELLISHMENTS.
- ALL ITEMS AVAILABLE AT ARTISCAPE REGISTRATION OPEN DAILY -

The Marketplace at Artiscape

Saturday 10-5 The beautiful hotel ballroom is best of all possible locations for this year's Marketplace! Artiscape vendors bring a wide array of alternative art materials including fine art stamps and accessories, papers, inks, fibers, beads, cool finds, books and videos. The perfect place to pick up both basic materials and unusual supplies. Take part in the special Marketplace event on Saturday afternoon (12:00-3:00) with a scavenger hunt and giveaways!

Selected vendors include: One Stop Bead Shop, Altered Art Source, Mercart USA, Altered Arts/Mailbox Muse, StudiosBlackbird, Invoke Arts, StencilGirl Products, Create & Craft, Mrs. O'Leary's Art, Artful Illusions, Flatwoods Folk Arts and more... There's also the European Papers Artiscape Store, located at registration and open all weekend, offering a sampling of products and class supplies.



The Embassy Suites 8-story garden atrium- perfect for meet-ups



This year's theme!

WHITE STAR OCEAN VOYAGE

Set sail on a luxurious ocean liner in the Edwardian age of 1912. Elegance, beauty and adventure set the tone for your voyage. Enjoy a romantic sea cruise with this fun theme of vintage travel, ocean vessels, and luxury. Your boarding pass awaits...

My Heart Will Go On *A Collaborative Art Project*

What fun- make a piece of Titanic or ticker inspired art! Anything goes here- jewelry, mixed media, wearable art, a Steampunk creation, etc. as long as it relates to the theme. Pieces are collected beginning Friday and displayed en masse to make one large art showing. A silent auction benefits *The Red Dress*® women's heart health initiatives.

Artiscape Studio *A special place is reserved for you...*

With work tables and places to lounge; the Artiscape Studio is yours to play, work and visit with other attendees, 24 hours a day. Exclusive to Artiscape attendees it's centrally located by the hotel's front desk.

European Papers' Artiscape Store *Friday-Sunday*

Located next to Artiscape registration, visit European Papers' special Artiscape Store open all weekend. In addition to basic workshop supplies, shop a treasure trove of alternative art materials with imported papers, beads, charms, ribbons, vintage finds, calligraphy, encaustic, collage and bookbinding supplies. Pre-order your class supplies and they'll be waiting for you here in will call.

A NIGHT TO REMEMBER

Visit with other attendees at this fun gathering with a special voyage-themed dinner and cocktails. Past Times Dancers will recreate the Edwardian period with a special dance performance and interactive. Will Leonardo be there? This "recharge your batteries" event is a perfect way to enjoy Saturday night!

Dream Raffle *You'll be dreaming you're a winner...*

Take a chance! An incredible collection of artist tools and supplies that every artist wishes for, now made possible with just a \$1 ticket.

Outsider Art Fair *Sunday 11-5 p.m.*

Be inspired by beautiful creations in jewelry, paper, book arts, lampwork glass, metal and more! Visit with the artists and purchase a handcrafted item as a memento of this special weekend.

Mad Hatter Afternoon Tea *Sunday 1-2 p.m.*

A wonderful event to celebrate the weekend! Enjoy an afternoon tea with light snacks, dessert, coffee and teas while you visit with the Artiscape Instructors & attendees. Trade prizes and more awarded!



Weekend Pass- Your ticket to the weekend's events! INCLUDES:

- **Friday Kick-off Party** with gourmet tidbits, desserts, games & art presentation.
- Exclusive preview to the **Marketplace at Artiscape on Friday night!**
- Entrance to Sunday's **Outsider Art Fair** offering wonderful finished art pieces!
- **A Night to Remember Ball** with dinner and dance performance and interactive.
- **Dream Raffle Ticket** take your chance to win incredible "wish-list" art products!
- **Drink tickets**- one for each evening; sample wine, a featured cocktail or sparkling cider.
- **Mad Hatter Tea** on Sunday afternoon with light snacks and refreshments!

Exclusive to Weekend Pass holders- Saturday's **A Night to Remember Ball** and a **special Artiscape Keepsake** to treasure and remember the weekend.



Gift Certificates available!


Weekend Pass \$99

Limited number of tickets sold. To order selected items individually, please see registration form.

HOUSE OF SURPRISES

INSTRUCTOR: Medbury

Thurs. 6:00-9:00


You won't be able to resist opening this "House of Surprises" to discover what's inside. Four houses will be constructed, each house containing a book with pockets in which you can tuck away your thoughts, quotes, art or special messages. Just remove the chimney, which acts as a clever closure, to reveal the additional surprises under the roof of each house. This one's a winner. 

Supplies: **BTK**; #22-24 Tapestry or bookbinding needle ALL/\$49

RUSTY CRUSTY BITTY BOOKS

INSTRUCTOR: McKnight-Holbrook

Thurs. 6:00-9:00


Delight in creating a highly textured, earthy mini journal - a novel place to keep words of wisdom and inspiration. Learn how to use Sculpey III polymer clay with a mold to form a dimensional cover. The addition of metallic paints and patinas will transform the appearance of the polymer clay. Ephemeral pages and beads or vintage button bindings will add the final finishing touches, making this journal worthy of gifting to your truest friend. 

Supplies: **BTK**; an apron, nitrile or rubber gloves, baby wipes, vintage beads or buttons if desired. ALL/\$69

PAINT PALOOZA

INSTRUCTOR: Shaw

Thurs. 6:00-9:00


Learn a variety of ways to create wonderfully layered hand painted papers using stencils, stamps, rubbing plates, wood sticks and skewers- and not always in the way you might expect! The use of high quality colored gesso paint will give your papers a nice 'tooth' for writing, as well as being lightfast and permanent. 

Supplies: **BTK**; soft rubber brayer, several foam brushes, spray bottle; optional: stencils, foam stamps, apron & gloves ALL/\$59

MIXED MEDIA TECHNIQUES- 5 ART TAGS

INSTRUCTOR: Rotella

Thurs. 6:30-9:00


Learn the latest in tag art as you create five mixed media art projects while experimenting with different techniques. In "Under The Sea" incorporate mica, shells & fibers with Artists Cement; in "Retro Christmas" use Mica D'Lights and work with Mirri-Card; in "Geisha Bookmark" encapsulate an image in mica tiles & gild an embossed image with MicaColor watercolors; in "Viva La France" learn a collage technique with embedded Crystal Effectz; in "Roaring Twenties" work with feathers, dry embossing and faux hammering techniques. You'll leave with a wealth of knowledge in addition to five beautiful mixed media projects! 

Supplies: **BTK**; Weldbond or Scotch Quick Dry Adhesive, optional: non-stick craft mat, heat gun or hair dryer. ALL/\$49

SCRUMPTIOUS STAMPED SCARVES

INSTRUCTOR: Duncan

Thurs. 6:30-9:00


Create a scrumptious stamped scarf you'll be proud to wear or give as a gift! Learn how to use alcohol inks and markers to create a vivid colored background onto which stamped images will be added. The instructor has a limited selection of inks and markers, so students may wish to bring their favorite alcohol ink colors, permanent markers, chunky stamp images and a heat gun. 

Supplies: **BTK**; Weldbond or Scotch Quick Dry Adhesive, optional: non-stick craft mat, heat gun or hair dryer. B-I/\$39

LIVELY LETTERS

INSTRUCTOR: Kimball

Fri. 8:30-11:30


Learn how to make these easy letters. You'll explore techniques to outline letters and then add color. "Lively Letters" can add a touch of sparkle and fun to your scrapbook pages, greeting cards and envelopes! Embrace calligraphy! 

Supplies: pencil, eraser, color/watercolor pencils, x-fine blk pen ALL/\$59

OLD ART/NEW ART - ALTERING IMAGES

INSTRUCTOR: Talbot

Fri. 8:30-11:30


Learn how to use minimal artistic effort to produce maximum artistic impact by altering images. A wide choice of images will be provided and the focus will be on maintaining the integrity of the original image while changing and/or amplifying its meaning by altering its content or context. Each participant will complete at least two collage-based works using their choice of images. 

Supplies: **BTK**; 3/4" or 1" brush (soft taklon or nylon) I-A/\$75

TAKIN' CARE OF BUSINESS

INSTRUCTOR: Medbury


Fri. 8:30-11:30

In this class you will construct a soft cover book structure out of Touche Cover stock; Gaye's favorite because of its tactile properties. An unusual method of nesting your page signatures together allows you to fold them into staggered pages to put all those business cards, ATC's, or pictures that you have collected. You'll be "takin' care of business" once you have them organized in this uniquely bound book. A four signature segmented binding allows the book to open flat. This book is one you'll want in your arsenal of structures. This is not a beginner's book; you must know book-binding terminology and have made at least 3 books. 

Supplies: **BTK**; glue stick or tape runner, awl, 22-24 sewing needle, optional: book cradle, decorative tapes I-A/\$65

A MOTHER'S LOVE, BROKEN CHINA SHRINE PENDANT

INSTRUCTOR: Replogle


Make a beautiful pendant representative of 'A Mother's Love'. Use antique china fragments and frame them in a deep metal bezel to form a shrine. Have fun learning how to create two totally different metalwork bezels (large frame plus small ornately detailed bezel for vintage photo inside the shrine). Add a patina to the shrine and embellish the pendant with an antique Frozen Charlotte doll, metal words, vintage papers and wonderful vintage findings. 

Supplies: **BTK**; cheap set of jewelry tools (round nose, flat nose, cutters) that can get gooey, as well as a set of better jewelry tools. ALL/\$79

A NOVEL IDEA

INSTRUCTOR: Kovack

Fri. 8:30-11:30

Transform an old book into a work of art... it's a novel idea! The book cover's the canvas, with the pages left intact for you to journal, paint and alter later. Learn a dry brush technique with metallic paints & embossing powders to maximize brilliance and shine; create depth using paint values. You'll add further dimension using objects from nature along with recycled bits & pieces. This technique can be used on canvas and wood panels, as well. 

Supplies: **BTK**; Acrylic brushes (old application, any other sized flat, but not foam) Golden Soft Gel Medium-Matte, Weldbond, any small, embellishments you would like to add to your work B/\$59

METAL EMBOSSING

INSTRUCTOR: Muldoon

Fri. 8:30-11:30

Learn the ABCs of Repujado, a traditional metal embossing technique as you work with a variety of metals in this class. Learn how to cut, transfer designs, add texture, antique, add color and emboss aluminum and pewter. Instruction will be given so that you will have the skills to incorporate the use of stencils, plates, stamps and original designs into your projects. 📄

Supplies: **BTK**; acrylic or self-healing mat and masking tape B/\$59**COLLAGE COMPOSITION**

INSTRUCTOR: Venable

Fri. 8:30-11:30

Learn basic composition principles to improve your art. Techniques demonstrating the use of texture, placement and color will help you compose your collage so that the subject is highlighted and the message is enhanced. Class fee includes an 8x8" stretched artist's canvas. 📄

Supplies: **BTK**; watercolor pencils, images (laser printed, cabinet cards or tin types, several cheap flat brushes, old drawer pulls or other flat backed hardware B-I/\$79

TONS OF TECHNIQUES

INSTRUCTOR: Duncan

Fri. 12:30-5:30

If you are a technique junkie, this class is for you! We will explore stamping, watercolor, line art, paper bricolage, scratch art, nail polish marbling, paper mache, rusted paper, tissue paper, sassy sandpaper, needle felting, and more! As a bonus, you will turn your favorite techniques into fun inchie-sized pins that you can trade, gift or wear yourself. 📄

Supplies: **BTK**; optional- heat gun ALL/\$69**ULTIMATE FLOWER PENDANT**

INSTRUCTOR: McGuire

Fri. 12:30-5:30

Just one cane does it all! This fun-to-make flower is a polymer star! You'll learn how to color, stack, shape and cane this awesome petal. PLUS - learn the construction of a lentil bead. You'll leave with the ultimate flower pendant! 📄

Supplies: **BTK**; Pasta machine, work surface, polymer blade, polymer clay in black, white, pearl and translucent, acrylic roller B/\$69

**PIGMENTS OF YOUR IMAGINATION**

INSTRUCTOR: Taylor

Fri. 12:30-5:30

Join Cathy Taylor in an adventure of creative discovery using inks, paints and collage to "find" spirits, goddesses, and fantastical places. Using old National Geographic magazines and a natural cleaner called Citrasolv, you will create "happy accidents" that will be transformed into swirls, wacky textures, gorgeous colors, patterns and surreal images. Use your imagination, some negative painting, collage techniques and "etching" with Q-tips to find your images. The magical experience will start with a playful "what if" and end with gorgeous, fantastic creations! Warning- these are so much fun, they are addictive!!! 📄

Supplies: **BTK**; 1-2 National Geographic Magazines, ca. 1970 or newer, acrylic inks, sm round brush, 2" foam brush, bristol paper pad ALL/\$89

BTK = BASIC TOOL KIT

Pencil, Scissors, Craft Glue Stick,
Awl, Fine Sharpie, Bone Folder,
X-acto Knife (with extra blades),
Metal Ruler, Baby Wipes,
9x12" Cutting Surface, Scrap

Paper for gluing & a few favorite stamps and ink pads.

OPTIONAL: YOUR FAVORITE COLLAGE MATERIALS & EMBELLISHMENTS.

- ALL ITEMS AVAILABLE AT ARTISCAPE REGISTRATION OPEN DAILY -

**MIXED MEDIA COLLAGE PAINTING**

INSTRUCTOR: Shaw

Fri. 12:30-5:30

Whether you work in a realistic manner or in the abstract, this class will teach you to approach collage layer by layer. Learn to allow collage and paint to work compatibly in your art by building depth with transparent layers and also exploiting lights and darks in your work using principles of composition. Other media, such as pens, markers and texture mediums, will be used to make your mixed media collage painting even more complex. Class fee includes a 12x12 stretched canvas. 📄

Supplies: **BTK**; acrylic matte medium, B+W copies that you wish to use (reg. paper), glue brush, painting brushes, spray bottle, water container.

Optional: assorted collage materials and 3D elements. I/\$79

COPPER TRANSFER BRACELET

INSTRUCTOR: Russell

Fri. 1:00-5:00

Learn basic metal working and cold connection skills as you create a one-of-a-kind Copper Transfer Bracelet. Class kit includes six copper tile blanks onto which you will apply transfers, three etched tiles, jump rings for connecting closures, wires, headpins and a trim pack. Themed packs with a selection of charms and beads will be available for you to choose from to complete your project. Learn metal etching, transfers, how to fabricate a closure, rivet and draw a bead on wire to make your own headpins. Finish off embellishing your bracelet while learning wire wrapping. 📄

Supplies: **BTK**; jewelry tools (round nose pliers and flush wire cutters, 2 pairs of chain nose pliers), scissors, metal shears. Optional: basic metal working tools so you don't have to share I-A/\$69


DYED, TIED AND BEADED BOOK

INSTRUCTOR: Ohmer

Fri. 1:00-5:00

You'll love this quarter bound book with woven spine detail. Explore a technique for hand dyeing book cloth, with subtle, translucent, shimmering colors. Bind your book with a spider web pattern along the spine, accented with glass beads. The book's multiple signatures lie flat for easy writing or sketching. This lovely art binding is easily adaptable to many sizes of books, looks exotic and complex, but is easy once you're shown the way. 📄


Supplies: **BTK**; 1/4 cup of asst. glass seed beads of your choice (6/0 or e, not teeny) or beaded jewelry piece to deconstruct ALL/\$59



SOLDERED SILHOUETTES

INSTRUCTOR: Venable

Sat. 9:00-Noon

Sometimes it is the simplest piece of art that catches our attention and holds us captive. In this fun, and a bit fast, class you will be creating your own one-of-a-kind inspiration light. This soldered silhouette will be created using imagery and collage along with a touch of Lesley's "organic" soldering. 


Supplies: **BTK**;

B-I/\$79

CARTONNAGE WALLET

INSTRUCTOR: Begue

Sat. 9:00-Noon

Cartonnage is the age-old French art of creating objects from cardboard and then covering them with decorative papers and fabric. The juxtaposition of careful construction (left brain) and creative covering choices (right brain) help explain the lasting fascination and world-wide appeal of Cartonnage. The wallet you will make is a great example: enough pre-cut cardboard pieces to make it interesting, some splashy specialized papers, and a few clever assembly techniques to give you a hint at what Cartonnage has to offer. Ooh-la-la! 


Supplies: **BTK**;

B-I/\$69

GYPSY CARAVAN NECKLACE

INSTRUCTOR: Andrews

Sat. 9:00-Noon


Transform treasured trinkets, currently stashed away in drawers and boxes, into a lovely Gypsy Caravan Necklace. Come on a secret journey searching out life's remarkable memorabilia. Travel a path to rediscover and create with things collected... worthy things... things that stir recollection for their connection to the people, places and events in your life. 

Supplies: **BTK**; jewelry tools (flat nose and round nose pliers and cutters), 20-40 trinkets and/or found objects from your stash. Instructor will supply each participant with a 30" chain and all fabric/fiber bits.
ALL/\$66

ACRYLIC IMAGE TRANSFER

INSTRUCTOR: Talbot

Sat. 9:00-Noon

Explore the transfer of drawn, photocopied and found images using acrylic medium. The workshop includes instruction in transferring both black and white and colored images onto mat-board, paper and canvas. Each participant will receive a copy of Jonathan's 2012 book on Acrylic Image Transfer. 


Supplies: **BTK**; 3/4" or 1" brush (soft taklon or nylon)

I-A/\$69

BEESWAX MENAGERIE

INSTRUCTOR: Ohmer

Sat. 9:00-Noon

Explore techniques for working with encaustics and beeswax collage. On prepared canvas squares explore adding color and imagery along with different finishing techniques, exploring a menagerie of techniques. Individual pieces are married together to create a single work of art. Focus is on adding color and effects, working with various tools, waxes, pastels, pigments & metallic pastes. This workshop will open your eyes up to all the wonderful possibilities of working with beeswax! 


Supplies: **BTK**; all materials supplied, optional: small images, heat gun, mini art iron and an extension cord.

ALL/\$69

STAMPS, STENCILS AND THERMOFAX PRINTING

INSTRUCTOR: McKnight-Holbrook

Sat. 9:00-Noon

If you have ever wanted to put more of your own artistic voice into your projects, here is the perfect class to help you realize that goal. Once you learn the wonderful and relaxing process of printing with stamps stencils and thermofax screens, you can completely customize all your mixed media projects! The class will be spent enjoying the paper printing bliss that comes from printing with acrylic paint and exploring what mediums can do for acrylic paints. Everyone will go home with their own huge stash of beautifully printed original papers to be used in all manner of future projects! Kari will share many secrets for stamp, stencil and screen storage, care and cleaning. Tips and examples of how to use the papers will be shared as well. Warning: This process is highly addictive! 


Supplies: **BTK**; An apron, a brayer to be used in paint, a few colors of acrylic craft paint plus black and white.

ALL/\$69

COLOR SPLASH

INSTRUCTOR: Kimball

Sat. 9:00-Noon

Create unique decorative papers using splashes of acrylic ink and watercolors. Then use the papers to make one-of-a-kind notecards and an accordion-fold book. Friends and family will be amazed, asking, "How did you do that?" You will leave class with a finished book, notecards and a stash of impressive colorful papers. 


Supplies: **BTK**;

ALL/\$65

EVERY PIECE TELLS A STORY- SILK RUST PRINTS

INSTRUCTOR: Becker

Sat. 9:30-Noon

Learn this simple technique that yields striking results. Rust printing utilizes everyday, easily found objects to create one-of-a-kind designs on silk fabric. The technique is both safe and environmentally sound. You will leave this class with several rust prints to add to your stash and many ideas for incorporating prints into your fiber art and mixed media projects. All materials supplied 


Supplies: **BTK**

ALL/\$57

COMMONPLACE BOOK

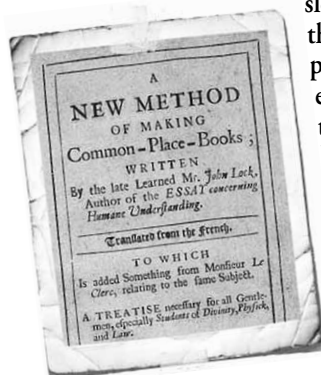
INSTRUCTOR: Fiumera

Sat. 2:00-6:00

In the 18th and 19th centuries, a Commonplace Book was used as a personal journal in which quotable passages, literary excerpts and observations were written; basically the 'blog' of that era. In this class you will make a casebound Commonplace Book featuring a leather cover and marbled paper. Learn how to make an inset for a title label, which will be stamped in gold using a King-lesley hot foil stamping machine. Many of the 150+ pages in your book will be pre-printed with lovely illustrations for added inspiration. Techniques to colorize those black and white illustrations will be demonstrated. Bookbinding, journaling, calligraphy... this class has it all. The finished product will be a book to use and treasure. 

Supplies: **BTK**; writing/calligraphy pen; optional: book cradle, stamps/stamp pads


I-A/\$69



LOOKING IN- A MINI BOOK NECKLACE

INSTRUCTOR: Russell

Sat. 2:00-6:00

Work with resin, metal and tools for metal fabrication (including torch soldering) as you make this book necklace. The book cover will be fabricated from a 1x3" textured piece of copper that contains a porthole with a resin-filled bezel. The clear porthole will act as a magnifying glass to see what lies within. Pages for the book will be made from deconstructed attic stained tags. Many techniques shown as you embellish the pages with stamps, ribbons, image cuts, transfers and trinkets. You'll work with textural materials including wire mesh, resin paper, painted canvas and solder. A chain will be provided so you can wear your book from class. 


Supplies: **BTK**

I-A/\$69

SPECIAL EFFECTS IN WATER MEDIA

INSTRUCTOR: Taylor

Sat. 2:00-6:30

Expand your possibilities! This workshop challenges the artist with fascinating techniques for water media that will allow new dimensions for artistic expression. Participants will be introduced to cutting edge materials (and some surprisingly common materials) and methods to create fantastic textural painting surfaces. Techniques may be used for painting as well as collage. The class will begin with an entertaining and informative demonstration followed by lots of time to paint and experiment. 


Supplies: **BTK**; several full sheets of HOT press watercolor paper (may be folded) or a pad of Bristol paper, tubes of watercolor paints, paint brushes, white tissue paper

I/\$95

LANGUAGE OF PAPER FLOWERS

INSTRUCTOR: Andrews

Sat. 3:00-5:30

"...Then gather a wreath from the garden bowers, And tell the wish of thy heart in flowers..." Who could not be happy with this combination of books and flowers? Learn the language of paper flowers... cutting and pruning, twisting and rolling, snipping and pasting... fashioning and embellishing a small bouquet from old book pages and sheet music. Present your lovely confection of flowers on a set of neatly stacked vintage books. 


Supplies: **BTK**; Crafters Pick Ultimate Glue

ALL/\$49

TRANSPARENT COLLAGE BOOK

INSTRUCTOR: Sullivan

Sat. 2:00-6:30

Students will make their own collage papers beginning with plain white tissue and then paint and texturize the tissue in various ways, creating their own unique transparent collage papers. These layered papers will then be used to build 4 small collages on boards that will become panel/pages for this free standing accordion book. Each student will receive a set of instructive handouts and color photos for the various techniques that are covered in this workshop. Students will have the opportunity to create 4 small collage boards and one free standing accordion book. 


Supplies: **BTK**; 1" acrylic paint brush (Golden Taklon), 16-32 oz plastic water container, 10+ tall kitchen garbage bags, Terrifically tacky double faced tape, misc. collage elements, images

ALL/\$89

METAL WORK MADONNA WORKSHOP

INSTRUCTOR: Replogle

Sat. 2:00-6:30

Embark on a metal working journey while you create your own one-of-a-kind necklace. Create a gorgeous hand-wrought metal cross with a beautifully adorned center bezel featuring a vintage Madonna image (or bring your own photo). Learn to use a jeweler's saw to create shapes from sheet metal. Techniques for texturing metals, soldering, adding patinas, bezel forming, wire wrapping, metal stamping and applying protective finishes taught. 


Supplies: **BTK**; small metal bench block, chasing hammer, jewelry tools (round, flat pliers and cutters), plus a cheap set of jewelry pliers to get "gooky" opt: religious medals, beads, vintage trinkets

ALL/\$89

STEAMPUNK CLOCK WITH CLOCK KEEPER

INSTRUCTOR: Rotella

Sat. 2:00-6:00

Learn how you can combine stamping with collage to create a steampunk-style clock, dutifully maintained by a clock keeper! Joe will teach you how he made the clock that first appeared in *Just Steampunk Magazine*, featuring embossed faux metal and a whimsical clock keeper. Joe will teach you some steampunk-style principles and share his favorite assemblage tips & techniques. 

Supplies: **BTK**; Weldbond or Scotch Quick Dry Adhesive, optional: non-stick craft mat, heat gun or hair dryer.

ALL/\$75

EVENT REGISTRATION

IMPORTANT INFORMATION/PLEASE READ:

You can choose to visit Artscape for the weekend or just the day-take several workshops or just one. You can register by mail using the attached Registration Form. For your convenience, online registration is available at europeanpapers.com (3% online transaction fee applies). Sorry, no phone registrations or holds.

Registration is on a first-received basis. Registrations received in January-February will mail in early March; those after 2-3 weeks from our receipt. For registrations after April 1 tickets will be available for pick up at the event. Pre-registration, while not required, is suggested to secure your space. On-site registration is available for workshops that are not sold out. You don't have to pre-register or participate in workshops to visit the Marketplace or Outsider Art Fair, which are open to the public.

To make the weekend as fun and stress-free as possible instructors were encouraged to provide most materials. No supply lists will be sent, as this information is included in the workshop listings. For your

convenience you may pre-order most requested tools and supplies online at europeanpapers.com. They will be waiting for you at will call.

Cancellations or changes will incur a \$20 change fee. No refunds after March 15, 2013 (no exceptions, please don't ask). You may transfer your tickets at no cost, but please let us know so we can update class lists for instructors (as tickets are inventoried). Weekend Passes are issued to individuals and cannot be shared among friends & spouses. Please no guests, pets or cell phones during workshops.

ARTISCAPE IS PRESENTED BY:



European Papers, Ltd.
Postal Box 6359
Columbus, Ohio 43206
(614) 316-3948
europeanpapers.com

COLOR MY WORLD

INSTRUCTOR: Kovack

Sat. 3:00-6:00

In this workshop you will learn to colorize original vintage photographs using oil paints in a way you never thought possible. Learn to paint with oils, colorize flesh, what objects in the photograph to paint and what areas to leave black and white in order to give your photographs an authentic vintage flair. Each photo will be scrutinized to find out what color combinations will suit your style and personal taste. Learn the nuances of shading and light values, how to mix the medium into the oil paint, how to apply the paint and how to clean and store brushes. Please note that odorless turpentine and oil paints will be used during this class. You will be able to complete 3-12 photos during class.

Supplies: **BTK**; 3-12+ original, B+W vintage photographs with 1-3 people in photo; #1 and #2 round liner oil brush and #2 Flat oil brush (acrylic brushes may be used, but not reused for acrylics), shirt box with lid (box to hold photos for drying, paint will dry in 24/48 hours) **B/\$59**

METAL EMBOSSEING INTERMEDIATE

INSTRUCTOR: Muldoon

Sun. 9:00-Noon

Apply all the traditional metal embossing techniques in more intricate designs. Learn how to transfer designs, emboss, add texture, antique, cut and add color to any metal: copper, aluminum and pewter. Learn to cut the metal and incorporate laminated shell to add color.

Supplies: **BTK**; Acrylic or self-healing mat d masking tape. **I/\$59**

NO SIGNATURE REQUIRED

INSTRUCTOR: Ohmer

Sun. 9:00-Noon

Create a hardbound book without sewing! Using the mull and feather technique you'll bind sheets (no folding or signatures) into a beautiful quarter bound edition. This versatile binding method allows you to create books of virtually any size, with printed pages. Perfect for family histories, stories, poems, cook-books, guest books, academic theses and compilations. Participants may bring their own preprinted sheets to bind or focus on the technique to create a blank sketchbook, with soft white fiber-flecked paper. An exquisite gift for someone special!

Supplies: **BTK**; All materials supplied, optional: your own printed 8.5 X 11 papers (text weight) about 1/2" thick **I-A/\$59**

PUNKED PENDANT

INSTRUCTOR: Venable

Sun. 9:00-Noon

Have fun reusing, recycling and repurposing some of your favorite finds into wonderful punked pendants. Work with Apoxie Clay to further enhance and adorn your piece. You'll learn several new "won't disappoint" techniques to add to your artistic toolbox.

Supplies: **BTK**; Charms, buttons, gears, etc.; necklace to repurpose a medium style chain will work wonderful **B-I/\$78**

ASSEMBLAGE: COMPOSITION IN 3 DIMENSIONS

INSTRUCTOR: Talbot

Sun. 9:00-Noon

Escape from the flat surface. Find new freedom as you explore assemblage: composition in three dimensions. Participants will have choice of flat substrates or shallow boxes. Subjects to be covered include: how to make your compositions work, types of substrates, which adhesives to use when, finishing and presenting works, and more.

Supplies: **BTK**; 3/4" or 1" brush (soft taklon or nylon) **I-A/\$79**

HOME SWEET HOME BIRD

INSTRUCTOR: Lyon

Sun. 9:00-Noon

Starting with a wood base create a heart or a house niche for a spring-inspired mixed media bird sanctuary. Working with wood, paint, paper and other embellishments create several bird theme ATCs and choose one to feature within this altered structure.

Supplies: **BTK**; class kit includes all supplies. Optional: your favorite embellishments, 1-2 colors of acrylic paint, 1" sponge brush **ALL/\$59**

JANE IN CHAINS

INSTRUCTOR: Russell

Sun. 9-12 and 2-4 (5 hrs)

Learn wire-wrapping skills to complete a vintage necklace. Hanging from a filigree covered thimble is a cluster of chains, pearls, beads, crystals, vintage buttons and brass charms. In the center is Jane herself, a cast metal frozen Charlotte doll. The casting will be demonstrated and you will use the supplied tools to trim and polish her. Charms will be shaped and patina will be added. The chain is provided so you can wear your creation from class.

Supplies: round nose pliers, flush wire cutter, and 2 pairs of chain nose pliers **I-A/\$69**

TRADING SPACES WORKSHOP

Sunday 2:00-4:30 PM



Four special projects, four great instructors and just over two hours! Your mission; enjoy this fast-moving, fun workshop designed to make your creativity soar! Participants are placed in four groups and rotate to instructors Cathy Taylor Sharon Andrews, Melissa Becker and Cyndi Duncan who each present a specially crafted project. The Designer's Challenge: create a cool piece, using a great technique, in just 25 minutes. So many techniques, just enough time!

Join Cathy Taylor to create **Tiny Collage Treasures**, using small squares of color and tiny leftovers from old paintings, scraps and throw aways, make beautiful, framable collages- use these gems for fab notecards! Sharon Andrews will guide you in creating a **Book Sculpture Primer** outlining six basic page folding techniques that lay the foundation for creating beautiful sculpted books. Practice each fold while creating a small book of record, your hands-on reference for many future projects. Fiber artist Melissa Becker will share **Magnetic Personality**, assembling fabric covered, domed magnet for use in your studio's inspiration board. Choose from a host of original designs inspired by architectural elements, all printed on silk and linen fabric. Finally Cyndi Duncan will show a **Polymer Clay Transfer**, using lovely vintage images, perfect for jewelry or embellishment. It may just become your new favorite art technique!

Space is limited for this fun, interactive workshop- an annual sell-out. Please bring nothing but your creative spirit. All skill levels/\$49

CREATIVITY COLLAGE JOURNAL

INSTRUCTOR: Sullivan

Sun. 9-12 and 2-4 (5 hrs.)

In this class students will practice mark making with sumi ink on a large piece of Arches Text Wove paper. Students will then paint and decorate some smaller sheets of paper to use as collage elements. Creativity quotes printed on handmade and interesting sheets of paper will be provided to include in the collages on the book pages. The large sheet of paper will be cut down to make the base for the book pages and sewn together with a simple pamphlet stitch. The pages of the book will then be finished with small "creativity collages". Each student will receive a set of instructive handouts and color photos for the various techniques that are covered in this workshop. Students will have the opportunity to create one complete piece, develop additional ideas for use in their home studio while receiving in workshop instructor critique. 📖

Supplies: **BTK**; 1" acrylic paint brush, lg. water container ALL/\$115

ENCAUSTIC WILDFLOWERS

INSTRUCTOR: McGuire

Sun. 9-12 and 2-4 (5 hrs)

Simple and sweet this wild daisy fits in any decor. Learn to use flowing wax as an expressive medium. Barbara's easy techniques will give you confidence to explore encaustic mediums. Instruction includes a focus on design composition. Price includes frame for 12x12 work. 📖

Supplies: **BTK**; 5 oz. beeswax, 6 pc. muffin tin, heat gun, flat brushes to be used with wax, disposable work surface (wax tolerant) set of oil pastels (Portfolio by Crayola or Craypas by Sakura preferred) B/\$95

ZIA- ZENTANGLE INSPIRED ART

INSTRUCTOR: Muldoon

Sun. 2:00-5:00

Relax and have fun while creating a beautiful piece of Zentangle Inspired Art. Learn the simple steps to do many different tangles. Learn how to draw tangles on many surfaces other than paper. You don't need to know how to draw. There are no mistakes doing this fun art! 📖

Supplies: **BTK**; Micron black pen by Sakura .01 ALL/\$45

DEMEDICI OVAL FRAME

INSTRUCTOR: Begue

Transform paper and cardboard into an eye-catching frame, inspired by one spotted along the Via Maggio in Florence. With its elegant curled edges, the 6 x 5" size is perfect for showcasing a small photo, a lock of hair, or that Uffizi ticket stub you could never bear to part with. 📖

Supplies: **BTK**; ALL/\$49

DELECTABLE DOODLES AND FUNKY FONTS

INSTRUCTOR: McKnight-Holbrook

Sun. 2:00-4:30

Feel your handwriting keeps you from art journaling? No more worries! No drawing or calligraphy skills required! This stress-free class is the perfect intro to creating your own unique and beautiful fonts and writing style to incorporate into your art pieces! You will learn how to make your own tools to ease this process. Kari's step by step demos and visual aids make it all so simple and enjoyable. You'll be filling journals in no time flat! 📖

Supplies: **BTK**; paper or a journal, a twin-tip sharpie B-I/\$49

I WISH I HAD AN ANSWER TO THAT BECAUSE I'M TIRED OF ANSWERING THAT QUESTION. -YOGI BERRA *Please take a moment to read FAQ...*

Q Do I need to attend a certain number of days?

A No, the workshops are priced individually so that you can sign up for any number of workshops on any day or evening.

Q If I listed 1st & 2nd choice workshops, which do I pay for?

A Send payment for your first choice of workshops. You'll be contacted for payment or sent a refund, if adjustment needed.

Q Do you accept credit cards? Is there a registration fee?

A As a convenience to attendees we accept credit cards for online registrations. There is a 3% transaction fee to help cover bank charges. A check is easier here, so if a toss up for you, please go that route. There is a \$10 registration fee, which included entrance to the Mad Hatter Tea on Sunday.

Q What is a BTK?

A A Basic Tool Kit (BTK) includes tools and supplies to have on hand for most workshops. Contents are outlined on page 3.

Q Are children allowed at the event?

A Teens, 14 and older, are welcome to register for workshops. Younger, well-behaved children are welcome to visit the Market, Outsider Art Fair; bid on the auction art and the Dream Raffle.

Q Can my spouse/child/friend sit in the workshop with me?

A Only teachers & registered students are allowed in classrooms.

Q Is there parking at the hotel? Is there a cost?

A There is free, ample parking at the Embassy Suites Dublin.

Q Do I need to be taking workshops to shop at Artiscap?

A No, the Marketplace, Artiscap Store & Outsider Art Fair are open to the public. The OAF is free; Saturday's Marketplace has a \$5 entry fee. This is waived to attendees taking workshops.

Q A friend/spouse would like to accompany me to Artiscap, though not take workshops. Can they attend special events?

A Yes, you can buy a Weekend Pass or tickets for most events.

Q I'm a vegetarian- will there be food for me at the functions?

A Yes, we always plan a tasty, meat-free option. Some special diets, though, can be hard to accommodate, so plan accordingly.

Q Is it possible to give a Weekend Pass or workshop as a gift?

A Yes! Artiscap gift certificates are available and arrive gift boxed.

Q I'm unsure about class levels. What's an intermediate class?

A If listed as INT (intermediate), basic skills & knowledge are helpful to enjoy fully and finish projects in the allotted time.

Q What's a trade and a Trading Session (TS)?

A As the name suggests, a trade is given to another attendee who then gives you one of their little creations. Trades may be little pins, ATCs, bookmarks, embellishments, a small book... You may trade at the scheduled trading sessions (TS), at events, in the hall...

Q The Dream Raffle sounds fun! Must I be present to win?

A No, you need not be present to win. If not present, fill out a proxy slip. A friend (or event staff) will cheer for you & keep safe.

WORKSHOP & EVENT GRID

9

FRIDAY, APRIL 19

Participants gather to begin the weekend! This evening brings the welcoming party with art presentation and Marketplace preview.

<p>THURSDAY, APRIL 18</p> <p>Preconference Workshops</p> <p>6:00/6:30-9:00 PM</p> <p>HOUSE OF SURPRISES</p> <p>RUSTY CRUSTY BITTY BOOKS</p> <p>PAINT PALOOZA</p> <p>MIXED MEDIA TECHS- 5 TAGS</p> <p>SCRUMPTIOUS STAMPED SCARVES</p> <p>TRADING SESSION</p> <p>IN LOBBY 9:00-9:30 PM</p>	<p>8:30/9:00-11:30 AM</p> <p>METAL EMBOSsing</p> <p>COLLAGE COMPOSITION</p> <p>LIVELY LETTERS</p> <p>OLD ART / NEW ART - ALTERING IMAGES</p> <p>TAKIN' CARE OF BUSINESS</p> <p>A MOTHER'S LOVE, BROKEN CHINA</p> <p>SHRINE PENDANT</p> <p>A NOVEL IDEA</p>	<p>12:30/1:00-5:00/5:30 PM</p> <p>TONS OF TECHNIQUES</p> <p>ULTIMATE FLOWER PENDANT</p> <p>PIGMENTS OF YOUR IMAGINATION</p> <p>MIXED MEDIA COLLAGE PAINTING</p> <p>COPPER TRANSFER BRACELET</p> <p>DYED, TIED AND BEADED BOOK</p> <p>TRADING SESSION</p> <p>IN LOBBY 5:30-7:00 PM</p>	<p>DINNER BREAK</p>	<p>FRIDAY</p> <p>KICK-OFF</p> <p>PARTY</p> <p>7:00-9:30</p> <p>MARKETPLACE PREVIEW</p> <p>7:00-9:30</p> <p>ART TALK 8:00 & 9:00</p> <p>CASH BAR 7:00-9:30</p> <p>DESSERTS & TIDBITS</p> <p>WHILE THEY LAST...</p>
<p></p> <p><i>Visit European Papers' special Artscapes Store, located next to registration, open Friday through Sunday!</i></p>				<p>ARTISCAPE STORE AND REGISTRATION OPEN 8:00 AM-9:30 PM</p>



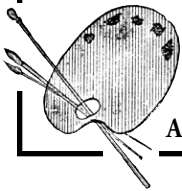
Visit European Papers' special Artscap Store, located next to registration, open Friday through Sunday!

SATURDAY, APRIL 20

Marketplace open 10:00-5:00. Visit this wonderful showing of art materials!

Can't wait for this evening's party! Food, dancing, art- what more can you ask for!

<p>9:00/9:30-12:00 NOON</p> <p>BEESWAX MENAGERIE</p> <p>SOLDERED SILHOUETTES</p> <p>CARTONNAGE WALLET</p> <p>GYPSY CARAVAN NECKLACE</p> <p>ACRYLIC IMAGE TRANSFER</p> <p>STAMPS, STENCILS & THERMOFAX</p> <p>COLOR SPLASH</p> <p>STORY...RUST PRINTS ON SILK</p>	<p>MARKETPLACE FUN</p> <p>LUNCH & SHOPPING</p> <p>BREAK</p> <p>12:00-3:00 PM</p> <p><i>Giveaways!</i></p> <p><i>Scavenger Hunt!</i></p>	<p>2:00-6:00/6:30 PM</p> <p>COMMONPLACE BOOK</p> <p>LOOKING IN- MINI BOOK NL</p> <p>SPECIAL EFFECTS WATER MEDIA</p> <p>TRANSPARENT COLLAGE BOOK</p> <p>METAL WORK MADONNA</p> <p>STEAMPUNK CLOCK W/ KEEPER</p> <p>3:00-5:30/6:00 PM</p> <p>LANGUAGE OF PAPER FLOWERS</p> <p>COLOR MY WORLD</p>	<p>BREAK</p> <p>TRADING SESSION</p> <p>IN LOBBY 6:30-7:00</p>	<p>A Night to Remember</p> <p><i>Cocktails 7:00-7:30 Dinner & Dancing 7:30-9:00</i></p> <p><i>A great gathering to recharge your batteries!</i></p> <p>Travel back in time to 1912 and enjoy an evening of dinner and dancing and drinks on a luxurious ocean liner. Join us for a lovely plated dinner in the ballroom, ours exclusively for the evening.</p> <p>Enjoy music selections by the White Star Orchestra and a dance performance with period music and commentary about the times by costumed dancers. Try your hand (or feet) at the dancing or sit back and watch. <i>It really will be a night to remember...</i></p> <p>THIS EVENT IS EXCLUSIVE TO WEEKEND PASS HOLDERS</p>
<p>ARTIST'S MARKETPLACE OPEN 10:00 AM-5:00 PM</p> <p>ARTISCAPE STORE AND REGISTRATION OPEN 8:30 AM-6:00 PM</p>				



Outsider Art Fair

SUNDAY, APRIL 21


There's lots in store for Sunday, with the Outsider Art Fair,

Mad Hatter Tea and Dream Raffle winners drawn.



On Sunday, visit this boutique show of finished art- a big hit with attendees! Beautiful creations in jewelry, paper, book arts and more will be on display to inspire and tempt you. Visit with the artists and purchase a hand-crafted item as a memento of this special weekend.

Feeling a little "etsy"? Tables and half-tables can be rented for a nominal fee. Space is limited and pre-registration is required. This event is free and open to the public.

9:00-12:00 NOON NO SIGNATURE REQUIRED METAL EMBOSsing INTERMEDIATE PUNKED PENDANT ASSEMBLAGE: 3D COMPOSITION HOME SWEET HOME BIRD		LUNCH & SHOPPING BREAK 12:00-2:00	*2:00-4:00/5:00 PM ZIA- ZENTANGLE INSPIRED ART DeMEDICI OVAL FRAME DEL DOODLES & FUNKY FONTS TRADING SPACES <i>*2:15 start time is expected</i>	MAD HATTER TEA 1:00-2:00 DREAM RAFFLE DRAWING TRADE WINNERS ANNOUNCED EVENT SURVEY BASKET AWARDED 1:45 
9:00-12:00 NOON (P1) JANE IN CHAINS CREATIVITY COLLAGE JOURNAL ENCAUSTIC WILDFLOWERS			*2:00-4:00 PM (P2) JANE IN CHAINS CREATIVITY COLLAGE JOURNAL ENCAUSTIC WILDFLOWERS	
TRADING SESSION @ MAD HATTER TEA	OUTSIDER ART FAIR 11:00 AM-5:00 PM			
ARTISCAPE STORE AND REGISTRATION OPEN 7:30 AM-4:00 PM				

Actual class times can vary slightly from grid. We reserve the right to change program contents.

EVENT HEADQUARTERS- EMBASSY SUITES DUBLIN

The Embassy Suites Dublin, a full service hotel featuring all-suite rooms and an 8-story garden atrium, is the perfect setting for Artiscap-A Artist's Gathering! (For those of you far away, Dublin is a northern suburb of Columbus). Beautifully appointed, the hotel has abundant meeting rooms, lovely public areas, an on-site restaurant (as well as a Starbucks!) lounge and more. It offers a perfect blend of cosmopolitan accommodations, along with the convenient, free, on-site parking. Artiscap will take over the hotel for the weekend.

The hotel is built around a beautiful eight story atrium, with many conversation areas and comfortable places to gather. Featuring a cascading fountain, this light and plant-filled atrium makes you feel like you're outside on a lovely spring day, no matter the weather! All of the hotel's spacious two-room suites include a private



bedroom, with one king or two double beds and a separate living room with sofa, armchair and well-lit dining/work table. Other amenities include a wet bar, refrigerator, microwave, coffeemaker, iron with board, hair dryer, two telephones with voicemail and two 32" flat screen televisions. High speed internet access, room service and in-suite movies available. There's an indoor pool, whirlpool and fitness center. on-site laundry facilities and an ATM.



Hotel guests enjoy a complimentary cooked-to-order breakfast each morning and their favorite beverages and light snacks at the evening Manager's Reception.

Come for the weekend or just the day!



Special Artiscap Rate
just \$119 per night!

Reservations are made directly
to the hotel, by calling:

1-800-220-9219

*Please make your reservations early, as
space is limited and expected to sell out.*

When calling, please indicate you
are visiting for Artiscap.

GETTING HERE/DIRECTIONS

The Embassy Suites is located in Dublin, a northwest suburb of Columbus, just off I-270, the Columbus outer belt, at the SR 161 exit. Visible from the highway, it's just southeast of the exit. There's free, convenient on-site parking

GENERAL DIRECTIONS: Take I-270 (Columbus' ring road) to Exit #17A (Dublin/SR-161/US-33). Turn right on Frantz Road, go one block to Upper Metro Place. The hotel is on the right, at 5100 Upper Metro Place - Dublin, OH 43017.

FROM THE NORTH (Cleveland, Mansfield):

Follow 71 South to I-270, taking exit #119B (towards Dayton). It's 9 miles to exit #17A.

FROM THE SOUTH (Cincinnati, Louisville):

Follow 71 North to I-270W, taking exit #101 (towards Dayton). It's 18 miles to exit #17A.

FROM THE EAST (Lancaster, Pittsburgh):

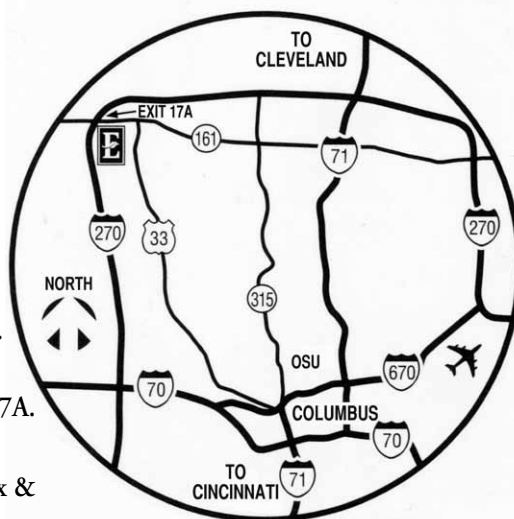
Follow 70 West to I-270W, taking exit #93 (towards Cleveland). It's 8.5 miles to exit #17A.

FROM THE WEST (Dayton, Indianapolis):

Follow 70 East to I-270W, taking exit #93B (towards Cleveland). It's 8.5 miles to exit #17A.

PORT COLUMBUS INTERNATIONAL AIRPORT (CMH): DRIVING- Follow I-670 E toward Stelzer Road/I-270, exit to the left onto I-270 N toward Cleveland. It's 18 miles to exit #17A. Dublin Taxi (614-222-2222) has special Embassy rate of \$35 direct to or from the hotel.

NEARBY RESTAURANTS: Within walking distance of the hotel are Salvi's Italian Bistro, Max & Ermas, Jason's Deli, Golden China and Bob Evans.



ARTISCAPE INSTRUCTORS

SHARON ANDREWS

Sharon Andrews has made her living as a full time artist for the past 25 years. Andrews' original works has been sold at the Museum of American Folk Art in NYC and other galleries and have been featured in many national publications. Sharon does commercial design work as well as teaches workshops in her Ohio studio.

MELISSA BECKER

Melissa's background in the design & construction of wearable art includes studies in fashion, fiber arts, needlearts, and other related areas of textile art. Her company, Melissa Becker Designs, develops both original pattern designs and Buttonlore, her own line of handmade buttons. She has taught at numerous national shows including, The International Quilt Market, Sewing Expo and The Heritage Market for American Folk Art. She particularly enjoys teaching embellishment techniques & surface design.

BETSY BEGUE

In 2002, Betsy Begue left a college teaching position to live as an ex-pat in France for 5 years. There she discovered Cartonnage, the French art of creating objects from cardboard and then covering them with decorative paper, fabric and trimmings. She studied in the Atelier of Fanchon Grand, eventually teaching international students who were as passionate about Cartonnage as she is. In September, 2012 she returned to the Atelier for further classes, renewing friendships and returning home with many new ideas and supplies for the classes she now teaches in North Canton, Ohio.

CYNDI DUNCAN

Cyndi Duncan is the founder and editor of *Altered Arts* magazine. Cyndi's passion for all things creative has been fueled by the eight years of wonderful and inspiring projects that have graced the pages of the magazine. As a former high school teacher, Cyndi has a passion for relating techniques that she has learned and discovered, hopefully inspiring you to take them to even deeper levels.

NANCY FIUMERA

Nancy Fiumera is a book artist, photographer and graphic designer, as well as a collector of miniature books. She writes, illustrates and binds her own books at The Studio at Far Enough, located in Westerville, Ohio. Fiumera's limited edition miniature books have been featured in 1000 Artist Books. She also creates book sculptures as well as wire sculptures.

CAROL KIMBALL

Carol Kimball is a professional lettering artist who also enjoys creating surface designs on paper and fabric. Her artistic pursuits also include jewelry making, Precious Metal Clay (PMC), the book arts, collage and fiber arts. She enjoys teaching & loves to share her knowledge, presenting many calligraphy & paper arts classes over the years.

CINDY KOVACK

From Warren, Ohio, Cindy is a mixed media artist who has fused her love of collage, paint and recycling into a way of life. She loves salvaging and recycling parts and pieces for her art. Cindy is a published artist who teaches painting, drawing and varied mixed media techniques throughout the U.S. at colleges, seminars and art retreats.

KATE LYON

From San Luis Obispo, CA, Kate is an artist and owner of StudiosBlackbird, a unique ephemera business and Invoke Arts, her art stamp line. She has a successful website, unusual Etsy store & teaches throughout the US.

BARBARA MCGUIRE

Barbara McGuire is a nationally acknowledged artist whose diverse talents include works in polymer clay, painting and jewelry design. She has written 9 books on design and instruction including polymer clay, wire, beads and children's art. Barbara has appeared as a regular guest of the popular Carol Duvall Show and has developed stamps, templates & molds for Polyform. From North Carolina, she owns Altered Art Source, a studio offering unique workshops and supplies.

KARI MCKNIGHT-HOLBROOK

From Ohio, Kari McKnight Holbrook (aka The Backporch Artessa,) is an award winning artist, instructor and author. A 2013 Design Team member for Sculpey, Kari enjoys teaching workshops around the country and abroad. She's been featured in Cloth Paper Scissors, Art Journaling by Somerset Studio Magazine and more. Kari has her own Cloth Paper Scissors workshop video due to be released early 2013.

GAYE MEDBURY

A native of Louisville, KY, Gaye has been teaching creative exploration in rubber stamp art and bookmaking for 15 years. Her artwork has graced the covers of Rubberstampmadness and Somerset Studio and has been featured in many stamping magazines.

MAGDALENA MULDOON

Born in Mexico City, Magdalena emigrated to Dallas in 2002 to bring her mother's business, Mercart to the US. Studying traditional Metal Embossing (Repujado in Spanish or Repousse in French) with some of the finest teachers in Mexico, Magdalena achieved a wonderful understanding of this ancient art. Her book, Metal Embossing Workshop received rave reviews. She collaborated on a video, Art Unscripted with Carol Duvall.

LISA OHMER

Lisa Ohmer is founder of European Papers, a company that provides materials for collage and bookmaking. She teaches workshops in the paper arts and book binding in Columbus, Ohio, the Craft and Hobby Association, StampAway and other venues around the country; as well as organizes Artiscap each spring. Her work often involves innovation and the development of new bindings and art tools. An award-winning designer, Lisa has served as a creative consultant to more than 100 companies as well as in marketing management for Kinko's. In addition to her work with European Papers, Lisa was recently named Creative Arts Director for the Ohio State Fair/Ohio Expo Center.

SHARI REPLOGLE

Shari Replogle is a mixed media artist and instructor, originally from California and now transplanted to Northern Kentucky. You can see Shari's work in many Stampington publications including *Belle Armoire Jewelry*, *Belle Armoire*, *Somerset Holidays*, *Somerset Studio Gallery*, *Prims* and many others. Shari is known for her passion in finding fun and interesting ways of incorporating vintage elements into her designs of art dolls, assemblage, and one-of-a-kind art to wear pieces.

JOE ROTELLA

Joe's work has appeared in Scrap & Stamp Arts, Just Cards, Just Steampunk! and Somerset Studio Gallery magazines. He's filmed a segment of Crafting at the Spotted Canary with Joy Macdonell (aired on PBS Fall 2011) and 2 segments for Scrapbook Soup TV. He has won Archiver's One-of-a-Kind Wall Art contest and has served on the Viva Las Vegas stamps, Want2Scrap and USArtQuestdesign teams. He launched his own line of chipboard albums and embellishments with Want2Scrap in 2012.

JONI RUSSELL

Joni Russell has been showing and teaching throughout the country for the past 6 years. Her work focuses on altered arts in paper, metals and jewelry. Joni and her husband own Artful Illusions rubber stamps and embellishments and Mrs. O'Leary's Art store in Wichita, Kansas.

MARY BETH SHAW

From Wildwood, Missouri, Mary Beth Shaw loves to play with art supplies; she jokes that mixed media is for artists who can't make up their mind. Her process utilizes pastel, ink, marker and acrylics layered with various collage and texture materials; she welcomes so-called "mistakes" because they lead to wonderful opportunities and discoveries. She is author of *Flavor for Mixed Media* and is a columnist for Somerset Studios.

JACQUELINE SULLIVAN

Michigan's Jacqueline Sullivan is a mixed media artist who teaches workshops in collage, watercolor, book and paper arts and mixed media. She has taught for many art organizations and guilds including Artology and Art Unraveled artist's retreats; she has been a faculty member at several International Calligraphy Conferences. Jacqueline's work has been exhibited nationally and won many awards. Her work is included in both corporate and private collections.

JONATHAN TALBOT

Works by painter and collage artist Jonathan Talbot have been exhibited at The National Academy and the Museum of Modern Art in New York and have represented the U.S. overseas in exhibitions sponsored by the State Department and the Smithsonian Institution. Talbot's works are included in museum collections in the U.S. and Europe and in other public and private collections worldwide. Talbot is the author of *Collage: A New Approach* as well as a new book on Transfer Methods. Talbot maintains his studio in Warwick, NY where he lives with his wife, Marsha. They are the parents of two children, Loren and Garret.

CATHY TAYLOR

Cathy Taylor is an award-winning mixed media artist and popular workshop instructor. Her water media artwork is a celebration of the patterns, textures, and color found in the natural environment. Cathy is known for her ability to interpret a subject in a variety of styles. From her colorful detailed alphabetical designs, to her whimsical collages and multi-dimensional abstracts, Cathy's work is represented in museums, nature centers and private collections throughout the U.S. and abroad as well as licensed. She's written several articles for Cloth, Paper, Scissors magazine; and has created two DVD's; Watercolor Collage and Mixed Media Collage.

LESLEY VENABLE

Lesley is a self taught mixed media, collage and assemblage artist from Roanoke, Virginia. She has taught at many venues, including Art & Soul, Mixed Media Mélange and The Fernery. Her work has been published in the *Attitude Zine*, *Somerset Gallery*, *Somerset Weddings*. She is also a co-author of *Exploring the Latest Trends in Mixed Media Arts Volume I*.



Visit online at
Europeanpapers.com

to view these instructor bios
with links to their websites

REGISTRATION FORM

ONE FORM PER PERSON

Reproduce this registration form
or download a pdf at europeanpapers.com.

Artiscape

AN ARTIST'S
GATHERING



2013 EVENT SPONSOR



Tickets are limited

Weekend Pass includes: Friday Kick-off Party (Artist Presentation, Dessert, Tidbits and Marketplace Preview) Marketplace Entry, Dream Raffle Ticket, A Night to Remember (Dinner and Dancing), Sunday's Mad Hatter Tea and a Special Artiscape Keepsake Gift.

Weekend Pass Holders receive Priority Registration

For updates, project photos and
online registration please visit
Europeanpapers.com

**Entrance to the Mad Hatter Tea
is included in your registration fee*

_____ Weekend Pass	\$99	\$ _____
_____ <i>Extra Dinner & Drink Ticket for spouse/friend</i>	\$50	\$ _____

Selected Individual Events Available:

_____ Friday Kick-off Party	\$39	\$ _____
_____ Extra Mad Hatter Tea Ticket	\$12	\$ _____

Workshop Title: _____ DAY / TIME \$ _____

Workshop Title: _____ DAY / TIME \$ _____

Workshop Title: _____ DAY / TIME \$ _____

Workshop Title: _____ DAY / TIME \$ _____

Workshop Title: _____ DAY / TIME \$ _____

Workshop Title: _____ DAY / TIME \$ _____

Workshop Title: _____ DAY / TIME \$ _____

ALTERNATIVE SELECTIONS/NOTES:

Registration Fee \$ 10

Please check
your math

TOTAL \$ _____

Check # _____

Please make checks payable
to Artiscape and send to:

**European Papers/Artiscape
Postal Box 6359
Columbus, Ohio 43206**

For your convenience, online registration
available at **europeanpapers.com**
(3% CC processing fee applies)

-COPY THIS FOR YOUR RECORDS-

- PLEASE WRITE CLEARLY -

Name: _____

Street: _____

City, State, Zip: _____

Phone: () _____

E-Mail: _____

How many years have you attended? _____ 1st time! _____

Join our Mailing List! It's the best way to know what's upcoming (Artiscape, workshops), new products
(including how-to's, coupons and exclusive offers); as well as get event updates. Sign up online...