

Purchase Order # \_\_\_\_\_  
 Dealer Name \_\_\_\_\_  
 Store Number \_\_\_\_\_  
 City & State \_\_\_\_\_  
 Ordered by \_\_\_\_\_  
 Customer Name / Phone \_\_\_\_\_

**QUOTE ONLY?**  
 Yes  No

# Granite (Stone) Vanity Tops

Effective April 01, 2015

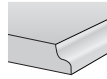
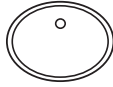


Vanity Top Size: Length: \_\_\_\_\_ Depth: \_\_\_\_\_

Color Name: \_\_\_\_\_

## Standard Granite:

- 2 cm Thickness (0.787 inches)
- 22 1/4" Depth
- Centered, Undermount Oval Bowl
- Includes Ogee Edge, front & bowl cutout
- Sides are eased and finished



Ogee Edge (Standard on Front Edge and Bowl Edge)

- **Faucet Drill:** (4" Centerset Default)
  - Single  8"  None
  - Extra Faucet Drill (provide location dimensions)

### • Splashes:

- 4" Loose Backsplash (Included)
- No Backsplash
- Left Side Splash
- Right Side Splash

### • Bowl Color:

- White  Bisque

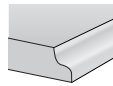
Length	Level A	Level B	Level C
25"	<input type="checkbox"/>	<input type="checkbox"/>	<input type="checkbox"/>
31"	<input type="checkbox"/>	<input type="checkbox"/>	<input type="checkbox"/>
37"	<input type="checkbox"/>	<input type="checkbox"/>	<input type="checkbox"/>
49"	<input type="checkbox"/>	<input type="checkbox"/>	<input type="checkbox"/>
61"	<input type="checkbox"/>	<input type="checkbox"/>	<input type="checkbox"/>
61" Dble Bowl*	<input type="checkbox"/>	<input type="checkbox"/>	<input type="checkbox"/>

\*Double Bowl centers are 15 1/2" from each end.

<b>BASE PRICE:</b>	\$
<b>Side Splash:</b>	\$
<b>Caulk/Gel Gloss:</b>	\$
<b>TOTAL:</b>	\$

## Custom Granite:

- 2 cm Thickness (0.787 inches)
- Includes Ogee on Front Edge
- Depth = 22 1/4" – Other depths up to 26 1/2" (add 25%)



Ogee Edge

Ogee Edge is the default Front Edge. Eased Edge is standard on Bowls.



Eased Edge

- **Faucet Drill:** (4" Centerset Default)
  - Single  8"  None
  - Extra Faucet Drill (provide location dimensions)

### • Bowl Styles:

- Oval (No Charge) 
- Kohler 2210 Oval 
- Rectangular Bowl (Eased Edge Bowl Only)

### • Bowl Color:

- White  Bisque

### • Kohler Bowl Color:

- White  Biscuit

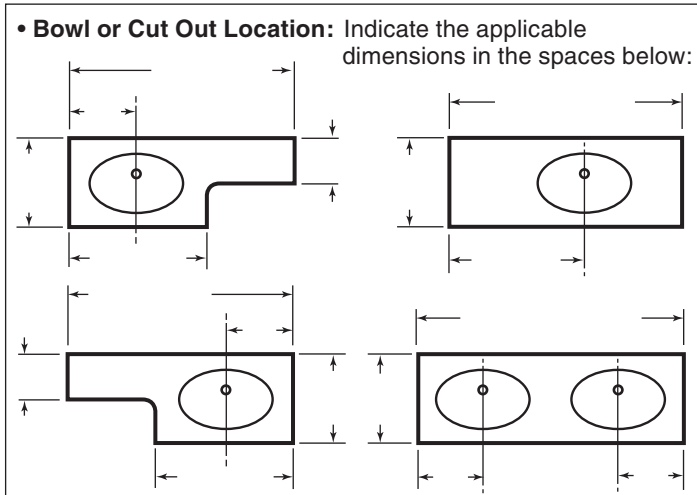
### • Cut Outs:

- (Customer Supplied Bowl - Template Required)
- Drop-in or undermount
- Vessel

### • Additional Bowl:

QTY: \_\_\_\_\_

• Color-Coordinated Caulk.....QTY: _____
• "Mist" Installation Tool for Caulk.....QTY: _____
• Gel Gloss Nat. Stone Care/Cleaning Kit.....QTY: _____ Care/Cleaning Kit contains: 1 Counter Gloss Granite - 24oz. bottle 1 Faucet Brite - 8oz. bottle 1 Glass Wax Cleaner - 8oz. bottle
• Counter Gloss Granite 24oz.....QTY: _____
• Faucet Bright 8oz.....QTY: _____
• Glass Wax Cleaner 8oz.....QTY: _____







### • Designer Edges:

Mark the appropriate box in the table:  
 Apply the cost as follows:

= No Add'l Charge

= Charge as follows:

	 Eased Edge	 Ogee Edge	 Half Bull-nose	 Beveled Edge
<b>Bowl</b>	<input type="checkbox"/>	<input type="checkbox"/>	<input type="checkbox"/>	<input type="checkbox"/>
<b>Left</b>	<input type="checkbox"/>	<input type="checkbox"/>	<input type="checkbox"/>	<input type="checkbox"/>
<b>Front</b>	<input type="checkbox"/>	<input type="checkbox"/>	<input type="checkbox"/>	<input type="checkbox"/>
<b>Right</b>	<input type="checkbox"/>	<input type="checkbox"/>	<input type="checkbox"/>	<input type="checkbox"/>

### • Custom Plus Design Charges: (see back)

- Custom Shape #5 or #9
- Custom Shape #6 or #10
- Left or  Right Radius
- Angle or  Notch
- Left Banjo or  Right Banjo

(Include drawing / spec with your fax)

<b>BASE PRICE:</b>	\$
<b>Custom Depth:</b>	Add 25%
<b>Bowl Styles:</b>	\$
<b>Add'l Bowl:</b>	\$
<b>Cut Out:</b>	\$
<b>Side Splash:</b>	\$
<b>Flatstock:</b>	\$
<b>Profile:</b>	\$
<b>Custom Plus:</b>	\$
<b>Caulk/Gel Gloss:</b>	\$
<b>TOTAL:</b>	\$

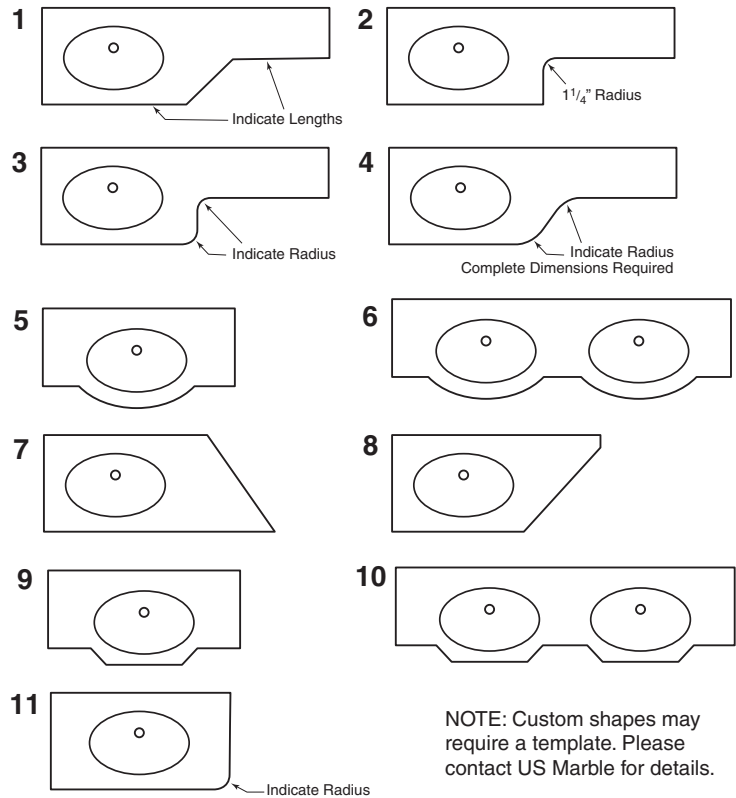
Granite Pricing Level A:	
Color:	Number:
Butterfly Blue	900205
Crema Pearl	900220
Golden Beach	900207
Tan Brown	900213
Verde Butterfly	900219

Granite Pricing Level B:	
Color:	Number:
Baltic Brown	900202
Blue Pearl	900204
Gray Latte	900208
Santa Cecilia	900212
Santa Cecilia Light	900215
Uba Tuba	900214

Granite Pricing Level C:	
Color:	Number:
Black Galaxy	900216
Giallo Ornamentale	900217
Giallo Veneziano	900206
New Venetian Gold	900218

**Custom Plus Design options 5, 9, 6, and 10 REQUIRE cabinet layout with order.**


## Custom Shapes



Custom Plus Design:	
1	Inside Angle Cutback
2	Inside Radius Cutback
3	Inside & Outside Radius 90° Cutback
4	Inside & Outside Radius Angle Cutback
5	Curved Front
6	Double Curved Front
7	Angle Back-to-Front
8	Angle Front-to-Back
9	Insignia Angled Front
10	Insignia Double Angled Front
11	Front Radius Corner

## Flatstock - 2 cm thickness

Pricing for Flatstock per square foot with one long "Eased Edge" finished.  
Maximum size: 26" x 97" • Minimum size: 4" x 24"



**Optional Custom Edge Profile** available (See Edge Profiles under Options). Pricing is per Lineal Foot added to price of 2 cm Flatstock.  
Add lengths of all edges to be finished with 2 cm edge profile, (Total inches divided by 12 provides "Lineal Feet").