

# FATHER AGNEL SCHOOL, NOIDA

Holiday Homework 2016 - 2017

CLASS - I



AS THE HOLIDAYS HAVE BEGUN,  
IT'S TIME FOR US TO HAVE SOME FUN,  
WE WILL MAKE NEW FRIENDS AND PLAY A LOT OF GAMES,  
SPEND TIME WITH THEM AND KNOW THEIR NAMES,  
WE WILL SLEEP ON TIME AND RISE WITH THE BRIGHT SUN,  
AS THE HOLIDAYS HAVE BEGUN, IT'S TIME FOR US TO  
HAVE FUN.

HEY KIDS!! ITS HOLIDAY TIME!!

TIME FOR FUN,

TO PLAY,

TO READ STORY BOOKS,

TO WATCH YOUR FAVORITE CARTOONS.



**Dear Parents,**

Summer vacation is a welcome break for our children- a break from early mornings and fixed schedules. It is a great time to learn new things. Keeping this in mind, we have planned the summer holiday homework for our little angels to keep them engaged and to channelize their energies.

Summer Holidays are a great time to learn new things. It's time to have fun, create and invent.

**Please take note of the following instructions:**

- a) All the holiday homework should be neatly done.
  - b) Children shall do the listed activities under the guidance and assistance of parents.
  - c) Help your child practice the self learning worksheets uploaded on the school website and check the same.
- 2). Encourage your child to converse in English.
  - 3). Encourage your child to watch informative programmes on television.
  - 4). If you have an internet connection at home, encourage your children to explore educational sites, where they can learn while they play.
  - 5). Encourage your child to draw, colour, cut and paste. This improves their creativity!
  - 6). Help them revise all the concepts done so far.
  - 7). Let your child explore the magical world of books during the holidays.

## ENGLISH



### Suggested Reading

- Read it yourself (Ladybird - Level 1,)

Website :([www.ladybird.com](http://www.ladybird.com))

- Scholar's Hub- "Read with me" Series - Tales of Moral Values
- Reader's World - Reading made easy - Child Care Series.
- Stories from Panchtantra
- There Is a Bird on Your Head!  
by: *Mo Willems* - (Hyperion Books for Children, 2007) 64 pages.
- Frog and Toad Are Friends  
by: *Arnold Lobel* - (Harper Collins, 1970) 64 pages.
- The Giving Tree  
by **Shel Silverstein** Illustrated by **Shel Silverstein**

### Suggested websites to explore and learn

- [www.ezschoool.com](http://www.ezschoool.com)
- [www.enchantedlearning.com](http://www.enchantedlearning.com)
- [www.thegomom.com](http://www.thegomom.com)
- [www.eslkidslab.com](http://www.eslkidslab.com)
- [www.pitara.com](http://www.pitara.com)
- [www.goodreads.com](http://www.goodreads.com)



### **ACTIVITY1 -LET'S PLAY**

#### 1). Games to play with family

Give a player a word such as "cat " and let him respond with as many rhyming words as possible eg cat-fat-mat-bat-rat.

#### 2). Players required: minimum 2

Process: One player says the alphabets (a-z) in his mind. Another player asks him to start and stop. The alphabet at which the player stops is the key alphabet. Eg... a b c d e f g h .....stop, here "h" is the key alphabet. Each member has to fill the given table with words starting with the key alphabet under the mentioned categories. For each correct answer 1 point will be given. Player with the highest score will be the winner.

Objective: 1. Just for fun.

2. To enhance the vocabulary.

Key alphabet is "h"

Name	Place	Animal/bird	Thing	Total score
Harsh	Holland	hen	hat	4

Key alphabet will keep on changing depending on when you say stop. Enjoy the game!

### ACTIVITY-2 LETS PRACTICE WRITING

Practice Cursive writing in 3 in 1 copy (6 pages).






### ACTIVITY 3 ORATORY TIME

Prepare 6-7 lines on 'How I spent my summer vacation'. Small placards can be made on the places you visited.


### ACTIVITY 4 Picture Word Wall

1). Make a **Picture Word Wall** on half chart paper. Draw or paste the pictures of 15 four or five letter words and write the word below the picture, as shown below-

 wall	 chair	 Tree		

### **ACTIVITY 5 Decorate the pie-**

1. Take 4 printouts of the given picture.
2. Write 5-6 words with the sounds ck, ee, ch, and sh on each pie. (Words with the same sound on each pie)
3. Cut along the outlines of the pies and decorate them.
4. Bring the decorated pie to school.



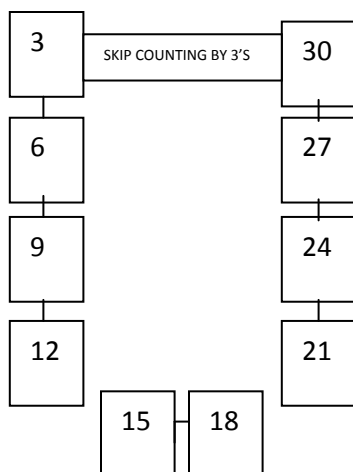
## MATH

### "MATH IS FUN"

At this primary stage, learning of mathematics lays the foundation for mathematical thinking in children. The children should be encouraged to do the calculations mentally as much as possible. They should also be asked to solve each exercise within a fixed frame of time. Math can be made enjoyable through games and activities and the same will enhance their thinking skills.

Give below are some suggested activities which parents can do with their ward at home.

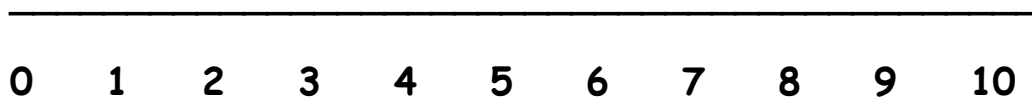
- 1). Practice skip counting ( by 2's, 3's, 5's and 10's)
  - \* Make a necklace using cardboards(square shape - size- 2/2cm) for skip counting by 3's and 5's.
  - \* Roll nos. 1-21(skip counting by 3's)
  - \* Roll nos. 22-43 (skip counting by 5's)
  - \* Kindly follow the given pattern:





- 2). Identify the Indian coins and notes.
- 3). Play the following number line games:
  - a). Make a number line on a card board.( from 1- 20, 20 to 40 and so on)
  - b). Make number cards from 1- 100. Mix the number cards.
  - c). Let the child pick any card and place it on the number line.

(parents can practice before, after, in between, skip counting, smallest and biggest number on this number line grid with the child) Ex.:



### E.V.S.

- ❖ Go for a morning walk with your parents and observe the surroundings.
- ❖ Make a colourful birthday card. Bring it to school after the vacations. Do not write your name.
- ❖ Do pages 2 to 13 in the EVS booklet.
- ❖ A scrapbook is sent with the children. Cover and label it properly. You can use your imagination to decorate the same. Submit it to the class teacher after the holidays. It will be used to do the E.V.S. project in July and the English project in December. The cover page should have the following information- Name, Class/Sec., English-EVS project 2016-17

## HINDI

### "Brush up your Hindi"

1. 3 इन 1 कापी में रोज़ 10 शब्द सुन्दर लिखाई में लिखें।  
( शब्द – बिना मात्रा के दो, तीन, चार अक्षर व आ की मात्रा वाले शब्द लिखें कम से कम 10 पन्ने)

2. कविता वाचन ( 13 – 8 – 16) के लिए कविता याद करो।

**विषय – देशभक्ति / प्रकृति**

**निर्देश –** कविता कम से कम 10 – 12 पंक्तियों की होनी चाहिए।

– कविता कक्षा 1 के स्तर के अनुसार होनी चाहिए।

– कविता का वाचन सही हाव – भाव व उच्चारण के साथ याद करें।

3. पेस्टल शीट पर घर में मिलने वाली या दिखाई देने वाली चीज़ें जो दो अक्षर, तीन अक्षर या चार अक्षर से पहचानी जाती हैं – उनके चित्र ढूँढें, चिपकाएँ व नाम लिखें।

4. सदाबहार कहानियाँ सुने व देखें -

पंचतंत्र की कहानियाँ, परियों की कहानियाँ, ईसपस फेबल्स

– दिए गए लिंक से इन कहानियों को सुनिए।

[www.guide2india.org/hindi-moral-story-for-kids/](http://www.guide2india.org/hindi-moral-story-for-kids/)

[www.hindisoch.com/little-bird-kids-moral-story/](http://www.hindisoch.com/little-bird-kids-moral-story/)

<https://www.youtube.com/watch?v=dnZL3fkBdq4>

## ACTIVITY VI-Computer

Children love to play games, encourage them to play their favourite games which will enhance their skills to use the mouse and the keyboard.

Few websites which you can use are:

<http://www.nickjr.com/games/>

<http://www.knowledgeadventure.com/age/6-year-old-games/>

<http://www.turtlediary.com/games/first-grade.html>

<http://www.funbrain.com/FBSearch.php?Grade=1>

**ENJOY AND HAVE FUN !!!!!**



# FATHER AGNEL SCHOOL, NOIDA

NAME \_\_\_\_\_ DATE \_\_\_\_\_

## MATHS SELF LEARNING W.S-1

I). Look at the pattern and complete the following.

1). 2 4 \_\_\_\_\_

2). 14 16 \_\_\_\_\_

3). 3 6 \_\_\_\_\_

4). 15 18 \_\_\_\_\_

5). 5 10 \_\_\_\_\_

6). 30 35 \_\_\_\_\_

7). 28 30 \_\_\_\_\_ 36 \_\_\_\_\_

8). 60 63 \_\_\_\_\_ 69 \_\_\_\_\_ 75

9). 75 80 \_\_\_\_\_ 90 \_\_\_\_\_ 100

10). 48 51 \_\_\_\_\_ 60 \_\_\_\_\_

## MATH- SELF LEARNING W.S-2

II). Match the number names with the given numerals.

<u>Number names</u>	<u>Numerals</u>
Five	2
Ten	5
Two	1
Eight	10
One	8
Six	4
Three	9
Nine	6
Four	7

## MATH- SELF LEARNING W.S-3

Fill the correct numbers in the boxes.

1. 

2			5	
---	--	--	---	--

2. 

12		14		
----	--	----	--	--

3. 

23			26	
----	--	--	----	--

4. 

38			41	
----	--	--	----	--

5. 

53			56	
----	--	--	----	--

6. 

60				64
----	--	--	--	----

7. 

71		73		75
----	--	----	--	----

8. 

89				93
----	--	--	--	----

9. 

88			91	
----	--	--	----	--

10. 

59			62	
----	--	--	----	--

## MATH SELF LEARNING W.S -4

### Before, After and In between

Fill in the blanks:

- 1). \_\_\_\_\_ comes just before 20
- 2). \_\_\_\_\_ comes just before 76
- 3). \_\_\_\_\_ comes just before 90
- 4). \_\_\_\_\_ comes just before 10
- 5). \_\_\_\_\_ comes between 78 and 80
- 6). \_\_\_\_\_ comes between 12 and 14
- 7). \_\_\_\_\_ comes between 19 and 21
- 8). \_\_\_\_\_ comes just after 31
- 9). \_\_\_\_\_ comes just after 19
- 10). \_\_\_\_\_ comes just after 88

## ENGLISH SELF LEARNING W.S-1

Let's revise the sounds done till now. Fill in the boxes to form words. One is done for you.

C	H	<u>A</u>	I	R
S	H			L
S		O	O	
	P	O	O	
S		I	L	L



L			C	H
S	H			F

**Draw an object with the following sounds-**

"ch"	"sh"
"ell"	"ee"

“ck”

“ill”

Short “oo”

Long “oo”

## ENGLISH SELF LEARNING W.S -2

### Topic- one/many

Change from one to many-

1. bag \_\_\_\_\_

8. shop \_\_\_\_\_

2. pin \_\_\_\_\_

9. park \_\_\_\_\_

3. egg \_\_\_\_\_

10. star \_\_\_\_\_

4. chair \_\_\_\_\_

11. flag \_\_\_\_\_

5. ship \_\_\_\_\_

12. tap \_\_\_\_\_

6. pot \_\_\_\_\_

13. boy \_\_\_\_\_

7. mill \_\_\_\_\_

14. shed \_\_\_\_\_

## ENGLISH SELF LEARNING W.S-3

Change from many to one-

1. trees \_\_\_\_\_

7. mats \_\_\_\_\_

2. buns \_\_\_\_\_

8. doors \_\_\_\_\_

3. huts \_\_\_\_\_

9. figs \_\_\_\_\_

4. stools \_\_\_\_\_

10. girls \_\_\_\_\_

5. books \_\_\_\_\_

11. hands \_\_\_\_\_

6. bells \_\_\_\_\_

12. cups \_\_\_\_\_

## ENGLISH SELF LEARNING W.S-4

Write a or an before the given words-

\_\_\_\_\_ owl

\_\_\_\_\_ boy

\_\_\_\_\_ book

\_\_\_\_\_ egg

\_\_\_\_\_ duck

\_\_\_\_\_ orange

\_\_\_\_\_ eagle

\_\_\_\_\_ car

\_\_\_\_\_ hen

\_\_\_\_\_ umbrella

\_\_\_\_\_ man

\_\_\_\_\_ doll

\_\_\_\_\_ ink-pot

\_\_\_\_\_ apple

\_\_\_\_\_ ice-cream

\_\_\_\_\_ ant

## ENGLISH SELF LEARNING W.S 5

Fill in the blanks with a/an-

1. There is \_\_\_\_\_ owl on the tree.

2. I eat \_\_\_\_\_ orange everyday.

3. \_\_\_\_\_ pot is on the cot.

4. Riya is \_\_\_\_\_ good girl.

5. Go and get \_\_\_\_\_ ice-cream.

6. \_\_\_\_\_ cat is on the tree.

7. This is \_\_\_\_\_ tall wall.

8. \_\_\_\_\_ ox is on the hill.

9. \_\_\_\_\_ eagle is in the sky.

10. This is \_\_\_\_\_ umbrella.

## ENGLISH SELF LEARNING W.S-6

Fill in the blanks with is/am/are-

I \_\_\_\_\_ Varun. I \_\_\_\_\_ a good boy. He \_\_\_\_\_ Mehul. Mehul \_\_\_\_\_

my friend. We \_\_\_\_\_ in the same class. She \_\_\_\_\_ Riya. They

\_\_\_\_\_ my friends. We all \_\_\_\_\_ friends. This \_\_\_\_\_ our class.

There \_\_\_\_\_ many chairs in our class. It \_\_\_\_\_ a big class. There

\_\_\_\_\_ 27 boys in the class. That boy \_\_\_\_\_ very tall. He \_\_\_\_\_ not

my friend.



## ENGLISH SELF LEARNING W.S -7

Frame sentences-

is- \_\_\_\_\_.

are- \_\_\_\_\_.

am- \_\_\_\_\_.

is- \_\_\_\_\_.

am \_- \_\_\_\_\_.

are- \_\_\_\_\_.



फादर एग्नल स्कूल, नोएडा  
अभ्यास पत्रिका

नाम..... दिनांक ..... कक्षा..... विषय – हिन्द

वाक्य बनाओ

1. चावल -----

-----

2. आसन-----

-----

3. पनघट -----

-----

4. थरमस-----

-----

5. अखबार-----

-----

## मिलते जुलते शब्द

- |        |       |       |
|--------|-------|-------|
| 1. डर  | ..... | ..... |
| 2. चल  | ..... | ..... |
| 3. पवन | ..... | ..... |
| 4. महल | ..... | ..... |
| 5. नगर | ..... | ..... |
| 6. बस  | ..... | ..... |
| 7. भजन | ..... | ..... |
| 8. वन  | ..... | ..... |
| 9. फल  | ..... | ..... |
| 10. तन | ..... | ..... |

## पाठ पढ़ो

राजा पाठशाला आया । वह अपना पाठ याद कर रहा था ।

वह माता का कहना मानता था। घर आकर वह हाथ साफ कर रहा था। अब वह गाजर का हलवा खा रहा था। वह कमरा साफ कर वह परदा लगा रहा था। वह अपना घर साफ रखता था।

रिक्त स्थान भरें

पाठशाला      गाजर      परदा      साफ      कहना

1. राजा ..... आया।
2. राजा माता का ..... मानता था।
3. वह ..... का हलवा खा रहा था।
4. कमरा साफ कर वह ..... लगा रहा था।
5. वह अपना घर ..... रखता था।

## सही या गलत

1. राजा बाजार गया। .....
2. वह खाना खा रहा था। .....
3. वह माता का कहना मानता था। .....
4. वह अपना घर साफ रखता था। .....

## वाक्य बनाओ


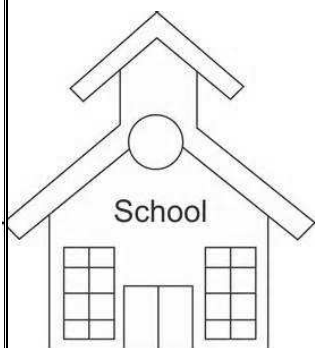
1. परदा.....

.....

2. पाठशाला.....

.....

## चित्रों के नाम लिखो



## मिलते जुलते शब्द लिखो

- |          |       |       |
|----------|-------|-------|
| 1. बाजा  | ..... | ..... |
| 2. काला  | ..... | ..... |
| 3. पला   | ..... | ..... |
| 4. रात   | ..... | ..... |
| 5. अखबार | ..... | ..... |
| 6. आम    | ..... | ..... |
| 8. पहना  | ..... | ..... |
| 9. लाया  | ..... | ..... |
| 10. तबला | ..... | ..... |