

COUNTRY LIVING™



Please refer to part numbers when reordering

For questions or comments about product:

Call toll-free: 1-877-251-5558

9 am - 4 pm Pacific Coast Time Monday through Friday

Made in / Hecho en CHINA for Kmart Corporation, Hoffman Estates, IL 60179
SHOP sears.com

See our extensive assortment of outdoor living products
on-line at www.sears.com and www.kmart.com

OWNER'S MANUAL

WOODEN SIDE TABLE

Caution: Carefully Read Instructions and
Assembly Procedures

Product code: D71 M80476

KSN: 0-01282590-7

UPC code: 691135190676

Date of purchase: ____/____/____

ASSEMBLY INSTRUCTION

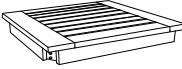

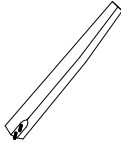



WOODEN SIDE TABLE
 VENDOR CODE #: WT-2010-001SF-D
 SKU CODE #: 0-01282590-7
 MADE IN CHINA



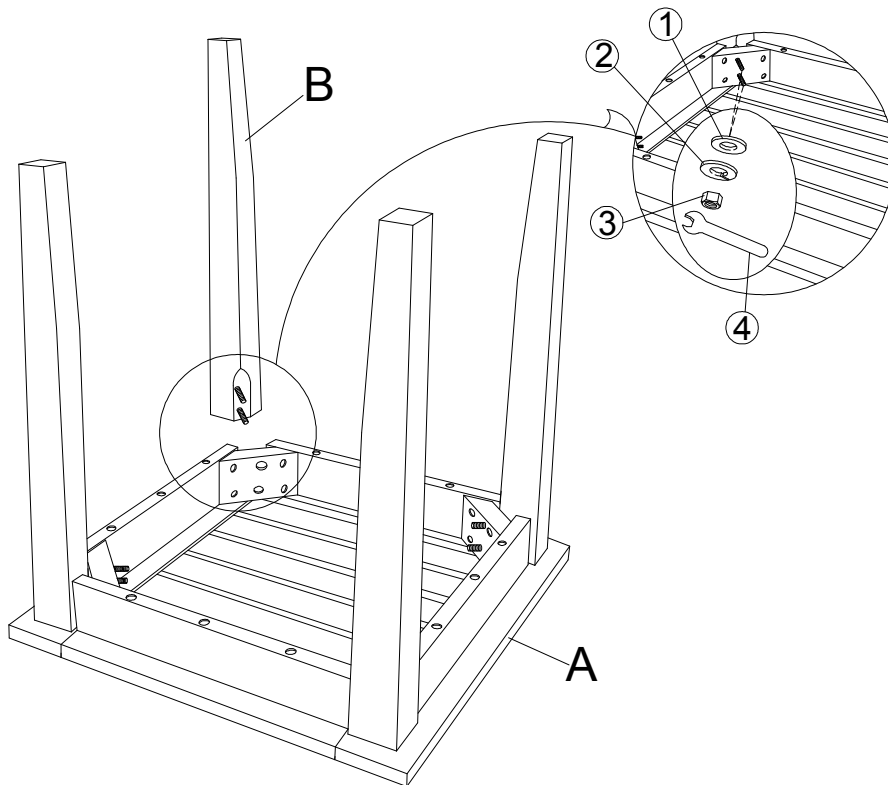
READ & SAVE THESE INSTRUCTIONS:

- Examine all packing material before assembling, shortages may occur from parts left in the packing material.
- Please follow below instructions to assemble step by step.


PARTS LIST

Parts No.	Parts List	Description	QTY	Parts No.	Parts List	Description	QTY
A		TABLE TOP	1PC	1		WASHER Ø5/16**Ø 23mm*1.5mmH	8PCS
B		LEG	4PCS	2		WASHER Ø 5/16"	8PCS
				3		NUT Ø 5/16"	8PCS
				4		Y WRENCH Ø 5/16"	1PC

- ① Lay down the table top A, attach the legs B to the table top A, insert the washer #1 & spring washer #2 and nut #3, tighten with Y wrench #4, as shown in the diagram.



- ② The end table has been fully assembled and ready for your use.



CARE & MAINTENANCE

- Wood is a living material that continues to respond to climate condition even after being made into a piece of furniture. Left untreated, the wood will weather to a silvery grey.
- To reinforce its weatherproof ability, this furniture was treated with outdoor Polyurethane paint finish at the factory. Before using, wipe the finish with a clean & dry cloth lightly to obtain a more clean & shiny surface.
- During normal weathering, wood may crack slightly due to changes in the moisture. This does not affect the structural integrity of your furniture. Manufacturer recommends periodic application of furniture polish or Polyurethane paint acquired from most paint store & home center that will ensure the wood furniture is protected and its appearance maintained.
- As wood is a living product, you may find that you need to tighten any fittings periodically.
- Exercise care when using the wood furniture to prevent excessive scratching.
- Bring your furniture inside during inclement weather & cover it while not in use.

CUSTOMER AFTER SERVICE

Contact our customer service department with a description of the problem at 1-877-251-5558 or email us at psiservice@aol.com between 9:00am and 4:00pm Pacific Coast Time Monday through Friday. WEBSITE AT www.psiglobal.com