


# Super Detective!

A Learning and Evaluation Situation for a Cycle 2 Multi-level Class



This booklet includes:

- Activity 1 – Ransom note from thief
- Activity 4 – People found in a school
- Activity 5 – School Plan, 7 game sheets
  - Where Are my Letters? Answer sheet
  - Students' Word Lists (4) – cooperative activity
- Activity 6 – Where is it? Flashcards
  - Where is it? – Extension Activity (Tag Questions)
  - Name card template
  - Classroom Picture
- Activity 7 – Wanted Poster Examples 1 and 2
  - Final Task : Wanted Poster (Cycle 2 Year 1)
  - Wanted Poster (Cycle 2 Year 2)

Super Detective Badges




Teacher Resource Booklet - Activity 1: Class Discussion

- Cut the ransom note and hide in a running shoe.

I K I d n A P P E d  
Y O u R P H Y S . E d .  
T E A C H E R . H E I S  
S O M E W H E R E I n  
T H E S C H O O L . I  
W A n T O n E  
M I L L I O n d O L L A R S  
I n 5 W E E K S .  
I F I d o n ' T  
R E C E I V E T H E  
M O n E Y T H E R E  
W I L L B E n O  
G Y M F O R T H E  
R E S T O F T H E  
Y E A R ! !

Teacher Resource Booklet – Activity 4: Places in the School

Instructions: Photocopy enough copies so that each student has a strip of 5 people. **Suggestion:** Photocopy on cardboard and laminate.




Next 7 pages: Activity 5 – Where Are My Letters? / School Plans, 7 game sheets

# School plan

# Game 1

### Gymnasium



Z<sub>10</sub>

H  
a  
l  
l  
w  
a  
y

### Secretary's office



J<sub>8</sub>

### Principal's office



C<sub>3</sub>

### Janitor's office



O<sub>1</sub>

### Grades 5 and 6 classroom




T<sub>1</sub>

### Grades 1 and 2 classroom




G<sub>2</sub>

### English classroom



J<sub>8</sub>

### Grades 3 and 4 classroom




C<sub>3</sub>

# School plan

# Game 2

### Gymnasium

C<sub>3</sub>



A large rectangular area containing five items: a stopwatch, a brown backpack with a green book, a black camera, and a basketball. A small yellow box with the text 'C<sub>3</sub>' is positioned to the right of the backpack.

H  
a  
l  
l  
w  
a  
y

### Secretary's office


G<sub>2</sub>



A rectangular area containing four items: a brown backpack, a black camera, an orange book, and a green pencil. A small yellow box with the text 'G<sub>2</sub>' is positioned below the backpack.

### Principal's office

O<sub>1</sub>



A rectangular area containing four items: a stopwatch, a blue pen, a brown backpack, and a ruler. A small yellow box with the text 'O<sub>1</sub>' is positioned below the stopwatch.

### Janitor's office


A<sub>1</sub>



A rectangular area containing four items: an orange book, a brown backpack, a green pencil, and a basketball. A small yellow box with the text 'A<sub>1</sub>' is positioned to the left of the backpack.

### Grades 5 and 6 classroom


G<sub>2</sub>



A rectangular area containing four items: a blue pen, a wooden chair, an orange book, and a blue and green eraser. A small yellow box with the text 'G<sub>2</sub>' is positioned to the right of the chair.

### Grades 1 and 2 classroom

E<sub>1</sub>



A rectangular area containing four items: a stopwatch, a whiteboard with 'Aa' written on it, a ruler, and a desk with a chair. A small yellow box with the text 'E<sub>1</sub>' is positioned to the left of the whiteboard.

### English classroom


A<sub>1</sub>



A rectangular area containing four items: a blue pen, a wooden chair, an orange book, and a green pencil. A small yellow box with the text 'A<sub>1</sub>' is positioned to the right of the chair.

### Grades 3 and 4 classroom

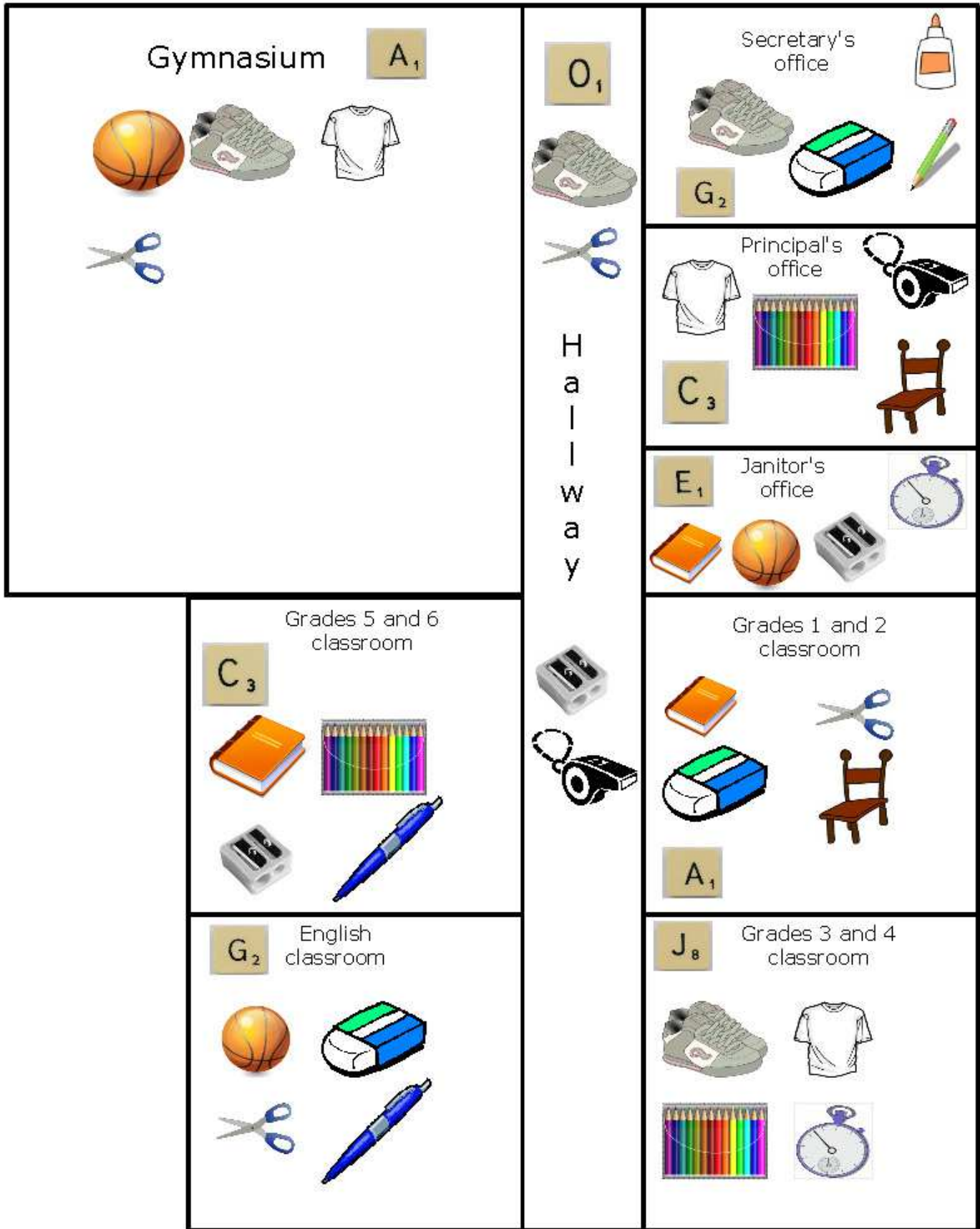
J<sub>8</sub>



A rectangular area containing four items: a whiteboard with 'Aa' written on it, a brown backpack, a black camera, and a green pencil. A small yellow box with the text 'J<sub>8</sub>' is positioned to the left of the whiteboard.

# School plan

# Game 3













# School plan

# Game 4

<p><b>Gymnasium</b> <span style="float: right;">C<sub>3</sub></span></p> 	<p><span style="float: left;">G<sub>2</sub></span></p>  <p style="text-align: center;">H a i l w a y</p>	<p><b>Secretary's office</b> <span style="float: right;">O<sub>1</sub></span></p> 
<p><b>Z<sub>10</sub></b> Grades 5 and 6 classroom</p> 	<p><span style="float: left;">G<sub>2</sub></span></p> 	<p><b>Principal's office</b> <span style="float: right;">C<sub>3</sub></span></p> 
<p><b>A<sub>1</sub></b> English classroom</p> 	<p><span style="float: left;">G<sub>2</sub></span></p> 	<p><b>Janitor's office</b> <span style="float: right;">E<sub>1</sub></span></p> 
		<p><b>G<sub>2</sub></b> Grades 1 and 2 classroom</p> 
		<p><b>N<sub>1</sub></b> Grades 3 and 4 classroom</p> 

# School plan


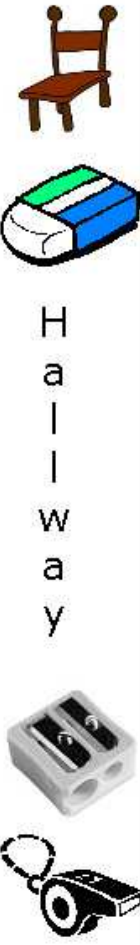










# Game 5

<p><b>O<sub>1</sub></b>    Gymnasium</p> 	<p><b>C<sub>3</sub></b></p>  <p>H a i l w a y</p> 	<p><b>C<sub>3</sub></b>    Secretary's office</p> 
<p><b>G<sub>2</sub></b>    Grades 5 and 6 classroom</p> 	<p><b>G<sub>2</sub></b>    Principal's office</p> 	<p><b>N<sub>1</sub></b>    Janitor's office</p> 
<p><b>I<sub>1</sub></b>    English classroom</p> 	<p><b>E<sub>1</sub></b>    Grades 1 and 2 classroom</p> 	<p><b>Z<sub>10</sub></b>    Grades 3 and 4 classroom</p> 



# School plan

# Game 6

<p><b>G<sub>2</sub></b> Gymnasium</p> 	<p><b>N<sub>1</sub></b></p>  <p>H a l l w a y</p>	<p><b>C<sub>3</sub></b> Secretary's office</p> 
<p><b>O<sub>1</sub></b> Grades 5 and 6 classroom</p> 		<p><b>E<sub>1</sub></b> Principal's office</p> 
<p><b>Z<sub>10</sub></b> English classroom</p> 		<p><b>R<sub>1</sub></b> Janitor's office</p> 
<p><b>G<sub>2</sub></b> Grades 1 and 2 classroom</p> 		<p><b>I<sub>1</sub></b> Grades 3 and 4 classroom</p> 

# School plan

# Game 7

**C<sub>3</sub>** Gymnasium

**J<sub>8</sub>**

H  
a  
l  
l  
w  
a  
y

**N<sub>1</sub>** Secretary's office

**R<sub>1</sub>** Principal's office

**E<sub>1</sub>** Janitor's office

**Z<sub>10</sub>** Grades 5 and 6 classroom

**I<sub>1</sub>** Grades 1 and 2 classroom

**O<sub>1</sub>** English classroom

**G<sub>2</sub>** Grades 3 and 4 classroom

## Teacher Resource Booklet - Activity 5: Students' Word Lists

**Student 1**

<b>Game 1</b>	<b>Game 2</b>	<b>Game 3</b>	<b>Game 4</b>	<b>Game 5</b>	<b>Game 6</b>	<b>Game 7</b>
Scissors	Stopwatch	Book	Ruler	T-shirt	Board	Book
Running shoes	Book	T-shirt	Board	Desk	Basketball	Schoolbag

Functional language :I put a token on the (school object).

It's your turn.

It's my turn.

What is your next school object?

You're welcome!

Give me a token please.

I think the good letter is in the (room).

I found it!

You forgot one (school object) here.

Thank you!

.....

**Student 2**

<b>Game 1</b>	<b>Game 2</b>	<b>Game 3</b>	<b>Game 4</b>	<b>Game 5</b>	<b>Game 6</b>	<b>Game 7</b>
Pencil	Board	Basketball	Chair	Pen	Chair	Pen
Glue	Schoolbag	Eraser	Pencil	Stopwatch	Whistle	Stopwatch

Functional language :I put a token on the (school object).

It's your turn.

It's my turn.

What is your next school object?

You're welcome!

Give me a token please.

I think the good letter is in the

(room).

I found it!

You forgot one (school object) here.

Thank you!

## Teacher Resource Booklet - Activity 5: Students' Word Lists

**Student 3**

<b>Game 1</b>	<b>Game 2</b>	<b>Game 3</b>	<b>Game 4</b>	<b>Game 5</b>	<b>Game 6</b>	<b>Game 7</b>
T-shirt	Whistle	Running Shoes	Schoolbag	Book	Coloring Pencils	Desk
Desk	Pen	Pencil	Stopwatch	Scissors	Eraser	Glue

Functional language :

I put a token on the (school object).  
 It's your turn.  
 It's my turn.  
 What is your next school object?  
 You're welcome!

Give me a token please.  
 I think the good letter is in the (room).  
 I found it!  
 You forgot one (school object) here.  
 Thank you!

**Student 4**

<b>Game 1</b>	<b>Game 2</b>	<b>Game 3</b>	<b>Game 4</b>	<b>Game 5</b>	<b>Game 6</b>	<b>Game 7</b>
Coloring Pencils	Ruler	Sharpener	Whistle	Running shoes	Book	Ruler
Basketball	Chair	Scissors	Book	Eraser	Pencil	Sharpener

Functional language :

I put a token on the (school object).  
 It's your turn.  
 It's my turn.  
 What is your next school object?  
 You're welcome!

Give me a token please.  
 I think the good letter is in the (room).  
 I found it!  
 You forgot one (school object) here.  
 Thank you!



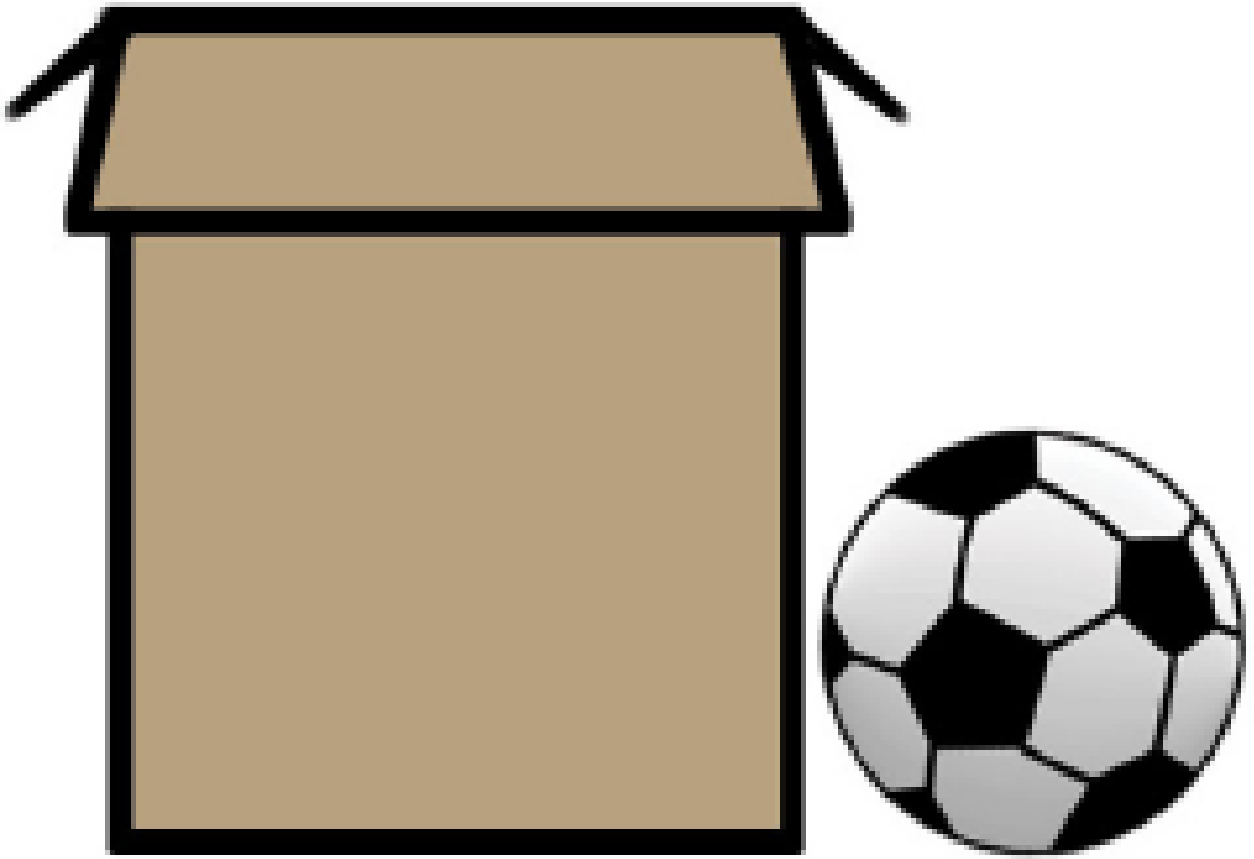
in



on



under



next to





in front of

## Teacher Resource Booklet - Activity 6: Where Is It? / Extension Activity (Tag Questions)

Cut out each question strip. Hand out randomly, one per student. Hand out a name card (see page 20) to each student. Students should **not** have a card with their own name on it. Students, in turn, read out the name on the card they have received as well as the location question (or statement) they have received.

**Suggestion #1:** Print questions on cardboard and laminate.

**Suggestion #2:** Use a timer to see how long students take to do the activity.

1. Put your pencil <b>on</b> your chair.
2. Put your glue <b>under</b> your ruler.
3. Put your pencil <b>in</b> your left hand.
4. Stand <b>next to</b> your best friend.
5. Put your colouring pencils <b>in</b> your school bag.
6. Stand <b>in front of</b> your desk (or table).
7. Put your book <b>on</b> your head.
8. Stand <b>on</b> your chair.
9. Put your pencil <b>in</b> the sharpener.
10. Put your colouring pencils <b>next to</b> your eraser.
11. Place your book <b>next to</b> your scissors.
12. Place your book <b>on</b> your chair.
13. Stand <b>under</b> the clock.
14. Stand up. Go to the board. Draw a whistle <b>on</b> the board.
15. Sit <b>on</b> the teacher's chair.

16. Put your pencil **in** your hand.

17. Stand **in front of** the teacher.

18. Put your book **under** your chair.

19. Put your scissors **in** your school bag.

20. Put your ruler **on** your friend's desk.

21. Put your ruler **in** your friend's desk.

22. Put your eraser **under** your desk.

23. Stand **next to** the teacher.

24. Put your ruler **in** your book.

25. Put your eraser **in** your right hand.

26. Place your chair **in front of** the teacher's chair.

27. Stand **next to** the door.

28. Put your pen **in** your pencil case.

29. Sit **on** the floor.

Teacher Resource Booklet - Name Card Template



# wanted



This is the **principal**.

He is in the **secretary's office**.

He has a **telephone**.

The **student** is **on** the **chair**.

The **certificate** is **next to** the **window**.

The **cat** is **under** the **desk**.



This is the \_\_\_\_\_.

He is in the \_\_\_\_\_.

He has a \_\_\_\_\_.

The \_\_\_\_\_ is \_\_\_\_\_ the \_\_\_\_\_.

The \_\_\_\_\_ is \_\_\_\_\_ the \_\_\_\_\_.

The \_\_\_\_\_ is \_\_\_\_\_ the \_\_\_\_\_.



WRITE YOUR NAME ON THE BACK.

This is the \_\_\_\_\_.

He / She is in the \_\_\_\_\_.

He / She has a \_\_\_\_\_.

The \_\_\_\_\_ is \_\_\_\_\_ the \_\_\_\_\_.

The \_\_\_\_\_ is \_\_\_\_\_ the \_\_\_\_\_.

The \_\_\_\_\_ is \_\_\_\_\_ the \_\_\_\_\_.

WRITE YOUR NAME ON THE BACK.





WRITE YOUR NAME ON THE BACK.

---

---

---


---

---

---

---

---



WRITE YOUR NAME ON THE BACK.

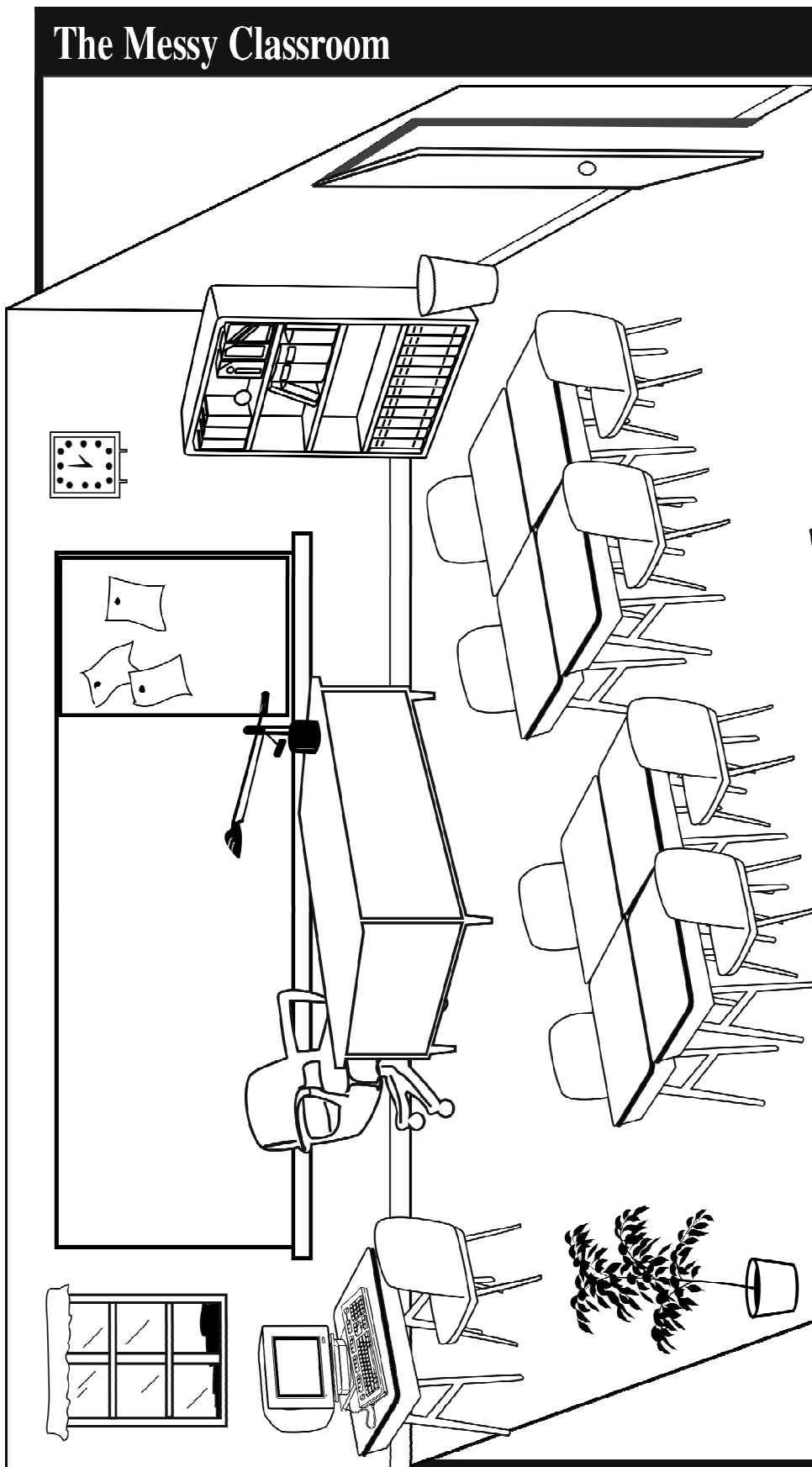


Image used with permission from :  
Direction de la formation générale des jeunes, Ministère de l'éducation, English as a second language  
Interactive Grammar, Interactive Grammar Activities for Elementary, Cycles 2 and 3  
"My Messy Classroom, Reproducible 1"

**Super Detective**

---

Name

This badge certifies that I am a Super Detective!

---

Signature

**IMPORTANT**

**Super Detective**

---

Name

This badge certifies that I am a Super Detective!

---

Signature

**IMPORTANT**

**Super Detective**

---

Name

This badge certifies that I am a Super Detective!

---

Signature

**IMPORTANT**

**Super Detective**

---

Name

This badge certifies that I am a Super Detective!

---

Signature

**IMPORTANT**

**Super Detective**

---

Name

This badge certifies that I am a Super Detective!

---

Signature

**IMPORTANT**

**Super Detective**

---

Name

This badge certifies that I am a Super Detective!

---

Signature

**IMPORTANT**