

LESSON
5-4 **Practice B**
The Slope Formula

Find the slope of the line that contains each pair of points.

1. (2, 8) and (1, -3)

2. (-4, 0) and (-6, -2)

3. (0, -2) and (4, -7)

$$m = \frac{y_2 - y_1}{x_2 - x_1}$$

$$= \frac{\boxed{} - \boxed{}}{\boxed{} - \boxed{}}$$

$$= \frac{\boxed{}}{\boxed{}} = \boxed{}$$

$$m = \frac{y_2 - y_1}{x_2 - x_1}$$

$$= \frac{\boxed{} - \boxed{}}{\boxed{} - \boxed{}}$$

$$= \frac{\boxed{}}{\boxed{}} = \boxed{}$$

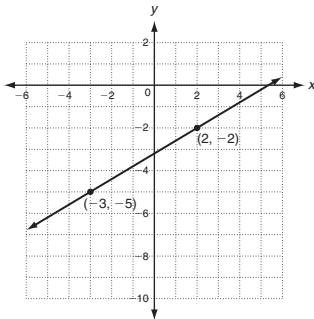
$$m = \frac{y_2 - y_1}{x_2 - x_1}$$

$$= \frac{\boxed{} - \boxed{}}{\boxed{} - \boxed{}}$$

$$= \frac{\boxed{}}{\boxed{}} = \boxed{}$$

Each graph or table shows a linear relationship. Find the slope.

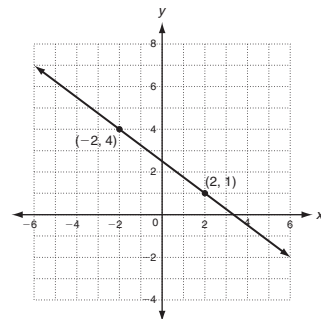
4.



5.

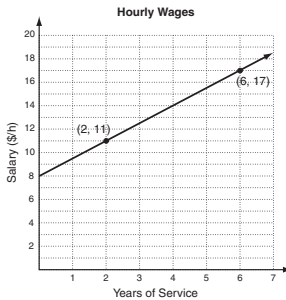
x	y
1	3.75
2	5
3	6.25
4	7.50
5	8.75

6.

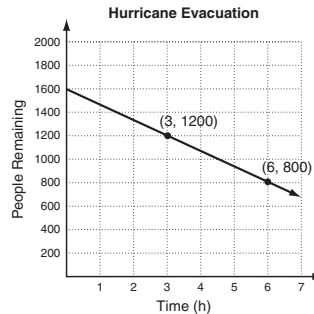


Find the slope of each line. Then tell what the slope represents.

7.



8.



Find the slope of the line described by each equation.

9. $3x + 4y = 24$

10. $8x = 48 + 3y$
