

Appendix B

Christian and Missionary Alliance Sun Kei Primary School
02-03 Second Term Primary Six English Pre/ Post-test

Name: _____ ()


Class: P.6 ()

Date : _____

	Marks
Part A	/5
Part B	/3
Part C	/4
Total	/12

Time Allowed: 15 minutes

A. Fill in the blanks. Write *left* or *right* . (5 @ 1)

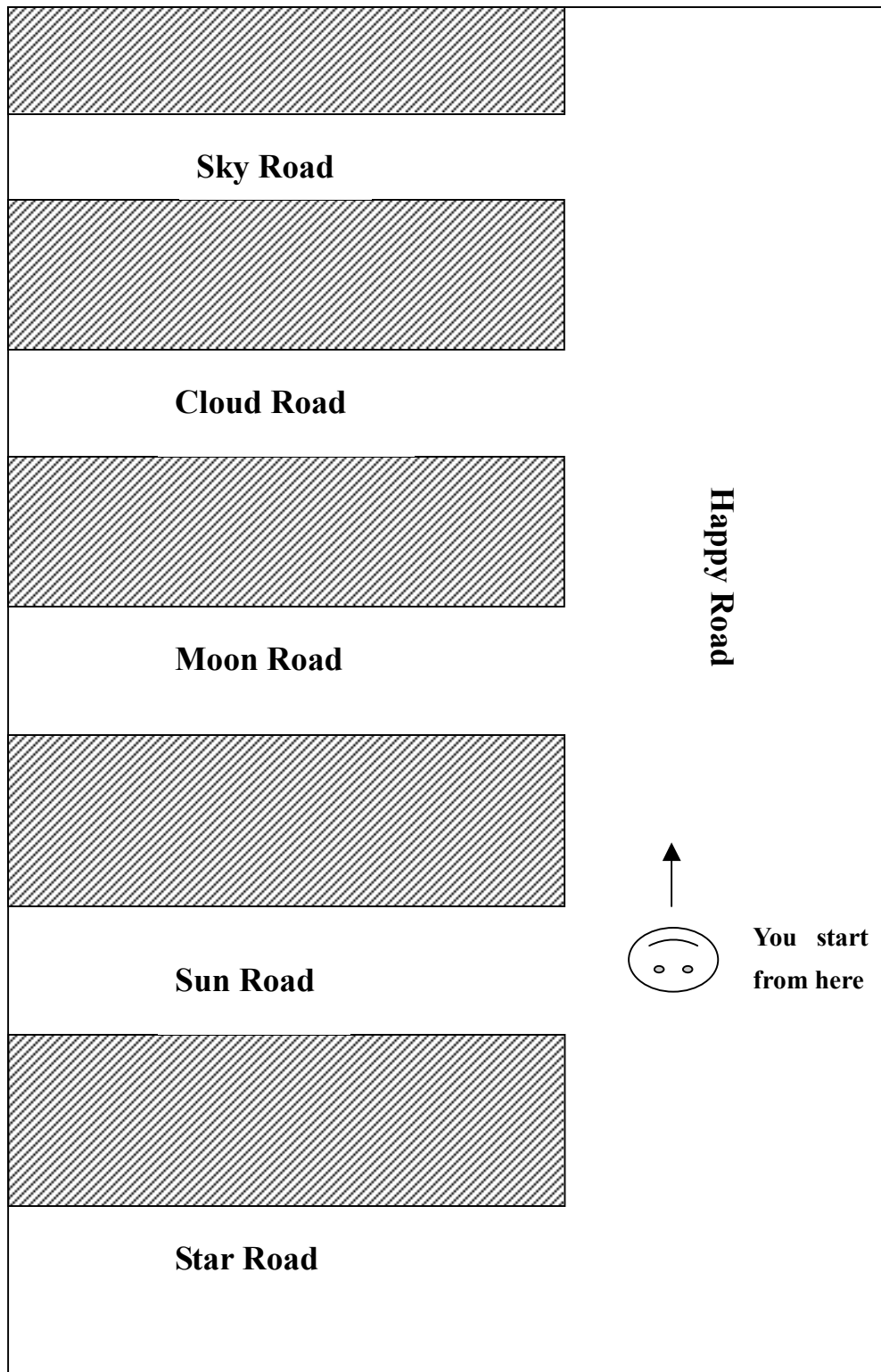


e.g. The banana is on the right of the watermelon.

1. The pear is on the _____ of the lemon.
2. The watermelon is on the _____ of the banana.
3. The lemon is on the _____ of the orange.
4. The orange is on the _____ of the lemon.
5. The banana is on the _____ of the pear.



B.

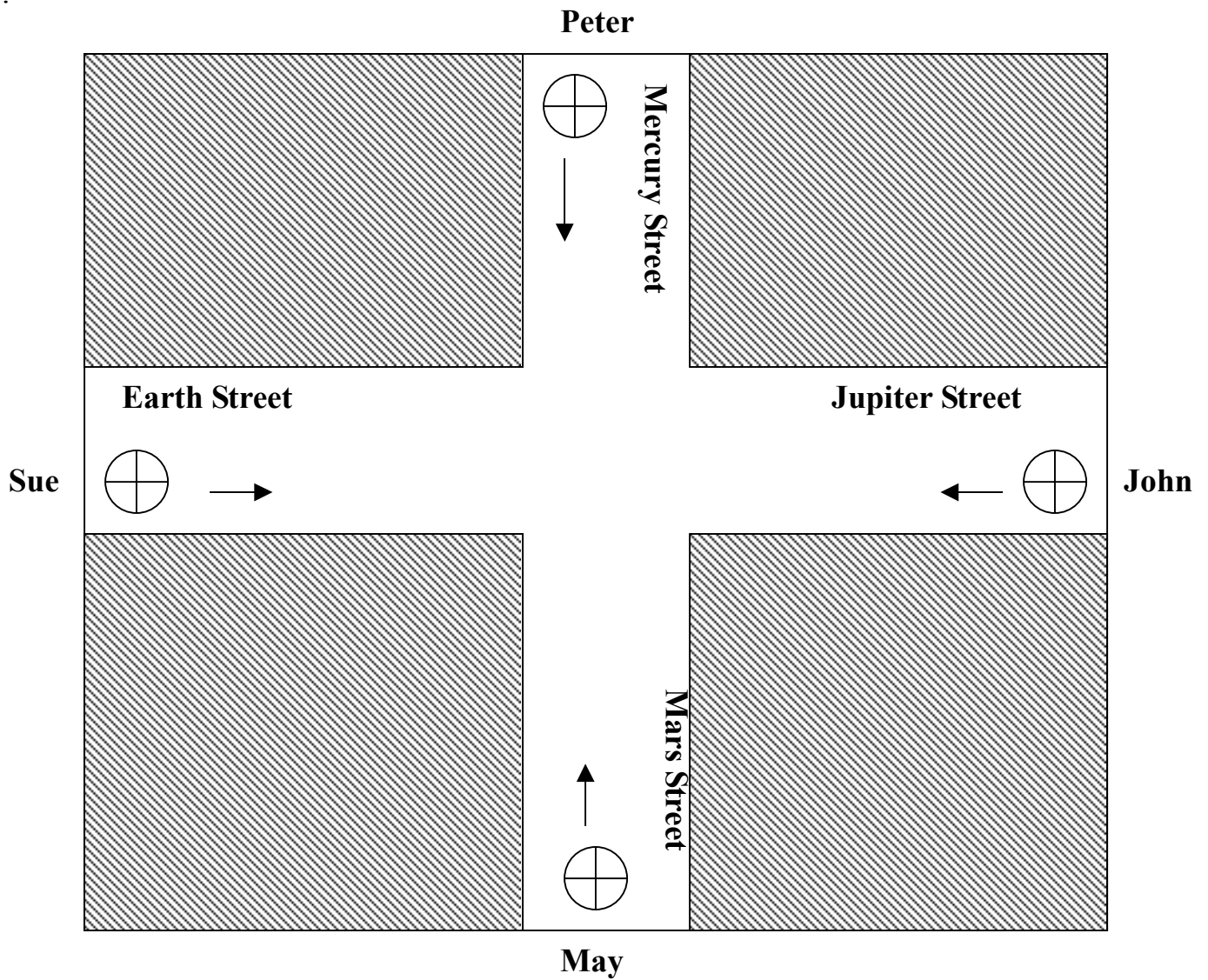


Where do you go? (3@1)

You go straight along the Happy Road.

1. If you take the second turning, you will see _____ Road.
2. If you take the first turning, you will see _____ Road.
3. If you take the third turning, you will see _____ Road.

C.



Circle the correct answer. (4@1)

1. John goes straight along the street and turn left.
Who can he see ?
A. Sue B. May C. Peter
2. Sue goes straight along the street and turn left.
Who can she see?
A. May B. John C. Peter
3. Peter goes straight along the street and turn left.
Who can he see?
A. Sue B. May C. John
4. May goes straight along the street and turn left.
Who can she see ?
A. Sue B. John C. Peter

****The End****

Christian and Missionary Alliance Sun Kei Primary School
02-03 P.6 Listening Pre-test Paper

Name: _____ ()

Marks: _____ /4

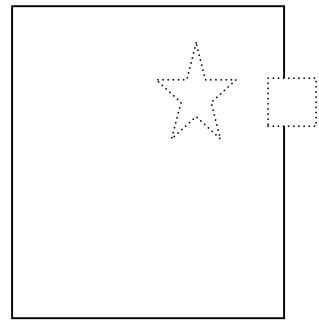
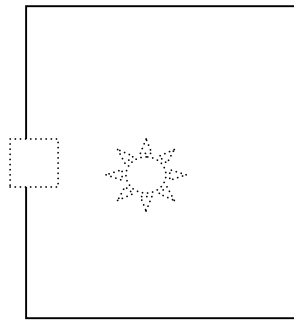

Class: P.6 _____

Date: _____ May, 2003

Time Allowed: 15 minutes

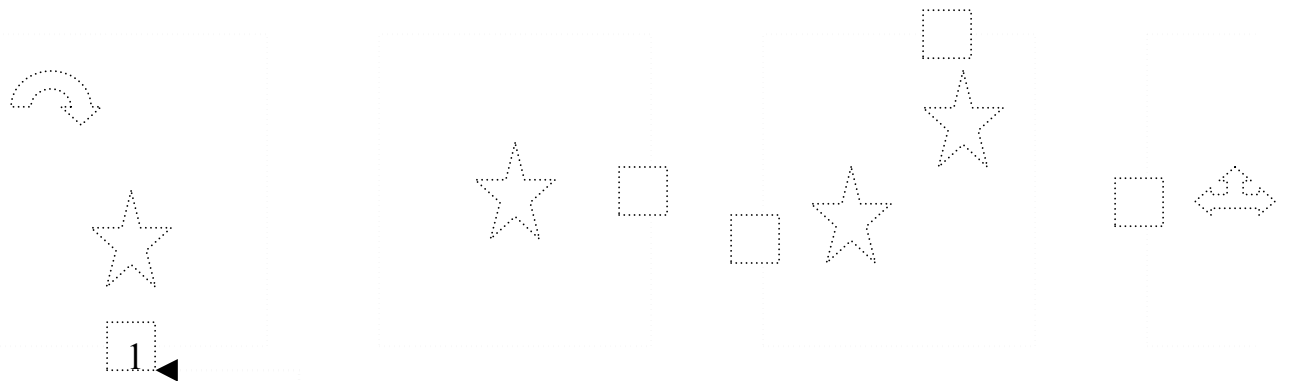
Total no. of pages: 1

Peter has drawn five stars. Where are they? Listen to the instructions carefully and DRAW LINES on the map to show how to find them. Then WRITE NUMBERS in the suitable boxes.




D ▶

LEMON STREET




E ▶

PEAR STREET



C ▶

APPLE STREET



e.g. ▲ A

▲ B

TRANSCRIPT

Peter would like to play a guessing game with you. He has drawn five stars in different places. Do you know where they are? Listen to the instructions carefully and draw lines on the map to show how to find the five stars. Then write numbers in the suitable boxes. The first one is done for you.

1. You are at position “A”.
Go straight along Bird Street
Take the second turning on the left.
The star is on your right. (*Draw a line and write number 1.*)

2. You are at position “B”.
Go straight along Flower Street
Take the first turning on the right.
The star is on your left. (*Draw a line and write number 2.*)

3. You are at position “C”.
Go straight along Apple Street.
Take the second turning on the left.
The star is on your left. (*Draw a line and write number 3.*)

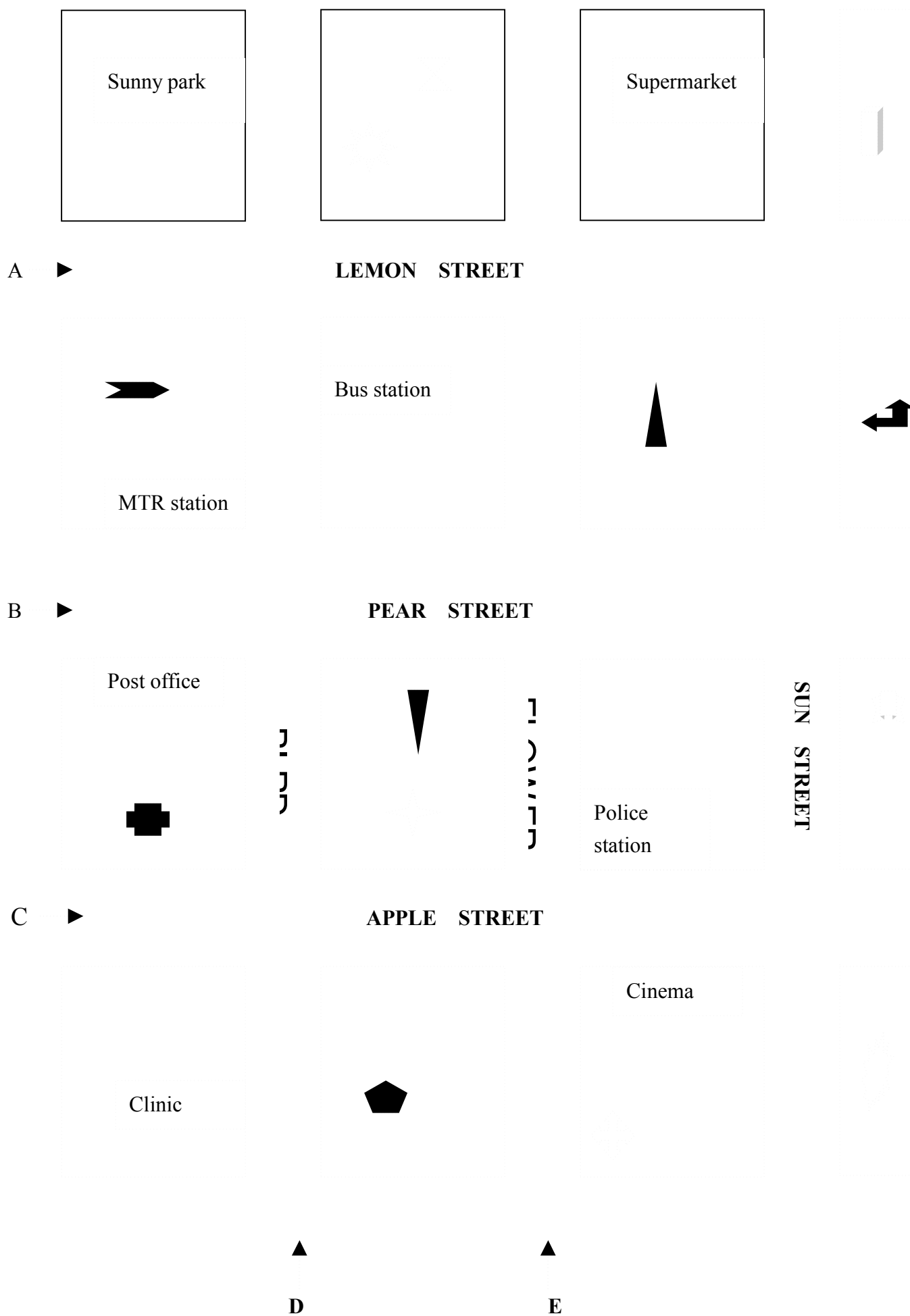
4. You are at position “D”.
Go straight along Lemon Street.
Take the third turning on the right.
The star is on your right. (*Draw a line and write number 4.*)

5. You are at position “E”.
Go straight along Pear Street.
Take the second turning on the left.
The star is on your right. (*Draw a line and write number 5.*)

Christian and Missionary Alliance Sun Kei Primary School

02-03 P.6 oral pre-test paper

Look at the map below and tell the ways.



Only one question will be chosen to ask pupils.

Questions :

1. You are at position “A”.

I want to go to Hong Kong. Could you tell me the way to take a bus, please?

Answer : Go straight along Lemon Street.

Take the first turning on the right.

The bus station is on your left.

2. You are at position “B”.

My friend is sick. Could you tell me the way to see a doctor?

Answer : Go straight along Pear Street.

Take the first turning on the right.

The clinic is on your right.

3. You are at position “C”.

I am very hungry. Could you tell me the way to buy some bread?

Answer : Go straight along Apple Street.

Take the third turning on the right.

The supermarket is on your left.

4. You are at position “D”.

I am boring. Could you tell me the way to watch a movie?

Answer : Go straight along Bird Street.

Take the first turning on the right.

The cinema is on your right.

5. You are at position “E”.

I want some stamps. Could you tell me the way to buy some stamps?

Answer : Go straight along Flower Street.

Take the second turning on the left.

The post office is on your left.

Marking scheme

1. The grades are divided into three levels : able, partially able and unable.

2. Criteria of these three levels :

Grading	Description
Able	Pupils are able to give the correct instructions to the destination without any grammatical mistakes.
Partially able	1. Pupils are able to give the instructions to the destination with grammatical mistakes. 2. Pupils are unable to point out the destination finally but they at least are able to give two correct instructions without any grammatical mistakes.
Unable	Pupils are unable to give the instructions to the destination.