


Newsletter of  
Tulsa's  
Lettering &  
Paper Arts  
Guild



ROSEMARY BUCZEK  
WORKSHOP  
PAGE 3



KATHY MILICI  
WORKSHOP  
PAGE 10



TWO CGO MEMBERS  
IN LOCAL EXHIBIT  
PAGE 9

# CALLIGRAM

Meeting September 22, 2014

6:30 pm

Doors open at 6:00

Tulsa Garden Center 2435 S. Peoria

Contact Us:


[www.CalligraphyTulsa.com](http://www.CalligraphyTulsa.com)

[CalligraphyTulsa@yahoo.com](mailto:CalligraphyTulsa@yahoo.com)

September Program:

Live and in  
Color! Writing  
with Gouache.  
By Teresa Wilber

As we get excited about calligraphy, we begin to look for tips on how to enhance our calligraphy. Have you tried color? Color is not only an attention-getter, but can also express emotions through its use and makes letters look wonderful. Why gouache rather than ink? It has a much richer texture and a vast array of



choices in the colors you wish to use. We will mix gouache and watercolors in class, feed it into the nib, write with it, and share our colors with others.

**SUPPLIES: (Bring what you have...We'll share)**

- One or more Large broad nib(s) with reservoirs attached  
(i.e., Speedball C1 or C2 or Brause 5mm)
- Nib holder(s)
- small mixing brush
- plastic 6-well pan for mixing colors or small container with lid
- larger tub for rinsing brushes
- bottle with eye-dropper
- ruler or straightedge
- pencil
- several tissues or a few paper towels
- Apron

**Please remember to Bring:**

- Your work for the sharing table, perhaps with the theme of colorful work to go with the program.
- Anyone who attended summer conferences bring their work (finished, or not) to share.

**Dues are OVERDUE!!**

See Sally Bachman to join. \$25/year.

Be a MEMBER! There are lots of benefits:

- Monthly Newsletter
- Use of CGO Library
- Learn from other Calligraphers
- Workshops by noted Instructors at discounted rates
- Unlimited Inspiration!

*the Lettering we  
LOVE*



Teri Martin



Jake Weidmann



Jane Farr

## GILDING & PAINTING THE ILLUMINATED LETTER

with ROSEMARY BUCZEK

November 14<sup>th</sup>, 15<sup>th</sup>, 16<sup>th</sup>, 2014

At Tulsa Garden Center

*As the time for the workshop approaches, a few items...*

Deposits (\$75) are due by Oct. 1. Full payment (\$150) is due by Nov. 1.

The September meeting program will focus on gouache, anyone who is not familiar with this medium or hasn't used it for a while will benefit greatly as a preparation for this workshop. Don't miss it!

---

Harvest Crittenden has a very informative free video on her website instructing the gilding process. It's about 45 minutes and very helpful. [www.acornarts.org](http://www.acornarts.org)

---

Screenings of the Buczek DVD will be held on the following dates at Pam Neumann's home:

September 26, 2014 at 1:00 P.M. & October 6, 2014 at 7:00 P.M.

Please email me and let me know if you plan to attend either one of these screenings so we know how many chairs, etc., we will need. Those who are not attending the workshop and encouraged to attend also, you will learn just by watching. The DVD runs about 90 minutes.

The Workshop policies have been revised and updated and are in this month's Calligram (pages 12-13) please be sure to read it as there are a few changes.

The supply list for this workshop is published in this Calligram on page 11.

Any questions? Call me!

Carol [c.g.francis@cox.net](mailto:c.g.francis@cox.net) 918 943-3330 918 638-2028

# CGO Celebrates 35 years!

Our August meeting was full of fun and activity. We had election and installation of new officers, videos, door prizes an exhibit of past CGO Awards and special snacks to celebrate CGO's 35th Birthday.



Becky Allen's Award



Outgoing Board Members



Incoming Board Members



Past Presidents





# Quill and Scroll Awards Exhibited at August Meeting



Outgoing CGO President Marj Miller opened our August meeting with thanks to outgoing board members and an Honorary Lifetime Membership Award to Becky Allen. She then presided over voting to officially elect the NEW EXECUTIVE BOARD MEMBERS: Teresa Wilber, President. Connie Dooley, Vice President. Cassandra Adair, Secretary-Treasurer. Sally Bachman, Membership.

## Fran: Thoughts on CGO's 35th Anniversary

Along with 5 others, 35 years ago I was sitting at the kitchen table of our home. This was the first meeting of what now is known as the Calligraphy Guild of Oklahoma. At this meeting -- among other things -- I had visions of what might become of this little group.

Would it develop into an active organization of over 35 members, meeting every month? Would it evolve into a group so active that many members would attend national and even international calligraphy conventions? Would many of the members become not just practitioners of, but TEACHERS of, calligraphy? Would it ever become a group so active that it would bring in nationally-known calligraphers to conduct workshops in Tulsa? Would I, myself, even have the opportunity of studying calligraphy in England?

At that meeting 35 years ago, did I have those thoughts? Did I entertain even an inking (pardon the expression) of those thoughts? Absolutely. Absolutely. Absolutely NOT, that is.

At that time, my vision and hope was that this little group of interested calligraphers could continue meeting from time to time in my home. Never in my wildest dreams did I envision that the little seed I was planting would blossom and grow into not just a beautiful flower, but into a beautiful flower GARDEN. A garden made up of hundreds of beautiful and talented flowers.

Today -- 35 years later -- I am so proud. So very proud. Not just over the incredible growth of the Calligraphy Guild of Oklahoma, but proud of the many, many wonderful friendships and relationships which this organization has provided me.

I love you. Every one of you. Not for just the beautiful words and graphics you have created, but for the beautiful individuals that you are. This is probably the most important thing that the Calligraphy Guild has meant to me.

And I have YOU to thank. THANK you!

##

Fran Mitchell  
August 2014

# From Teresa:

September 11, 2014

Wow, we are celebrating 35 years of providing appreciation, preservation and promotion of calligraphy!! The Calligraphy Guild of Oklahoma should feel a real sense of pride in providing a foundation of study for those interested in the art of beautiful writing.

We can thank all of the many, many leaders over the years who have helped to continue this tradition, as we celebrate those successes. Thank you to Marj Miller and her board and committee heads for the last two years of conducting the necessary scheduling, planning, and programing for our members.

Now, we introduce the new CGO board, teaming with me to carry on this love of calligraphy: Connie Dooley ( VP), Cassandra Adair (Sec/Treas), Sally Bachman (Membership), and committee members, Carol Francis, June Nessler, Sue Kinsey, Leslie Wade, and Lynda Jolly.

To continue this tradition, the goals for the new board will be:

**"The Passion, Practice & Promotion of Calligraphy"**

**PASSION:** While I can only speak for myself, my passion has been calligraphy since 1979, with Frances J. Mitchell as my first teacher. Joining her to help form CGO, we gathered like-minded scribes and set into motion the means to bring quality workshop instructors to Tulsa. Each and every workshop inspired me to seek more about calligraphy, from Celtic knots to working with gold, traditional medieval book hands to Italic letterforms, and painted versals to bookbinding. My path has recently included intense study of more experimental and expressive forms of calligraphic forms, but I



always return to the elegance of the traditional letterforms of calligraphy. This satisfies my creative passion—my need to create—and drives me to work continuously to become more proficient. So, what is your passion? What brings you to CGO? Consider CGO a venue for expressing your artistic abilities.

**PRACTICE:** In one of the past issues of *Bound & Lettered*, Veiko Kespersaks, a leading professional calligrapher and lettering design specialist based in London, reminded calligraphers: **“If there are no practitioners in the field, there will be no demand for the craft.”** Whether you are a skilled professional providing service for clients, or simply wish to appreciate and enjoy the aspects of calligraphy and its applications, practice helps to remind us why we love calligraphy, why it deserves to be valued as an art, and why we fulfill this quest to learn more.

**PROMOTION:** The Guild continuously provides a forum for the education of its members by offering varying topics at monthly meetings, workshops with quality instructors, and mini-workshops to cover helpful advice and techniques. Also, it also provides a fresh awareness of the significance of calligraphy in the world today. The Guild offers endless opportunities for the study and practice of your passion.

Besides excellent programs and workshops that are scheduled, CGO has plans for some major community outreach programs, as well. These will be highlighted in upcoming newsletters, but be looking for an opportunity for an orientation of calligraphy for either a review or to invite interested friends to see what the excited is. Also, another CGO members-work exhibit is planned, as well as a major event that will emphasize the traditional techniques of calligraphy.

It will be an exciting time to give yourself the gift of loving calligraphy, finding time to enjoy it, and an opportunity to give testimony to why calligraphy and its related programs are an important course in our lives as we enjoy beautiful writing.

—Teresa J. Wilber



## MEMBERS EXHIBIT

CGO Members Sally Bachman (right) and Teresa Wilber (below) have each had work accepted into the Tulsa Artists Coalition's Annual Exhibit, being held during September at AHHA - Hardesty Arts Center, in the Brady Arts District, 101 East Archer St. Check website for visiting hours: <http://ahhatulsa.org/visit/>



### AWARD FOR DENIS BROWN

Irish Calligrapher Denis Brown has won his second RDS National Craft Award winning first prize this year, for the calligraphy category. Aluminum gilt painted paper with flecks of gold leaf and a treatment using his "Celtic-hybrid" style. The full finished piece is here: <https://www.facebook.com/photo.php?fbid=10202829081541888&set=a.1002700341572.726.1046755649&type=1&theater>



### SPEEDBALL TEXTBOOK

### 100TH ANNIVERSARY

The Speedball Textbook book has always been a reflection of the lettering of its time. This special Centennial Edition is its collective legacy - a record of lettering today and an invaluable resource for students of all ages and levels. A call for entries began September 1 for this special edition which will be released in 2015.

[www.speedballart.com](http://www.speedballart.com) for more info

## Kathy Milici Workshop:



Save the Date: April 10-13, 2015  
More Information Coming Soon...



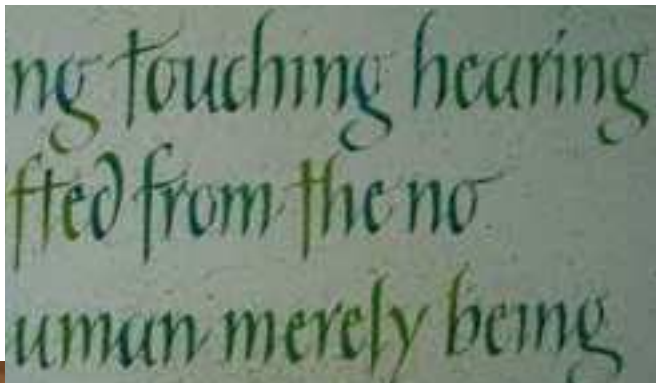
## SPENCERIAN SAGA

OCTOBER 12-18, 2014

GENEVA-ON-THE-LAKE, OHIO

Designed for everyone who has an interest in learning or bettering their proficiency in vintage penmanship, the Spencerian Saga is open to persons of all skill levels, from beginner to advanced. Some of our guild members will be attending.

[HTTP://WWW.ACORNARTS.ORG/  
SPENCERIAN-SAGA.HTML](http://www.acornarts.org/spencerian-saga.html)



## gouache

noun, plural **gouaches** [gwah-shiz, goo-ah-shiz; *French gwash*].

1. a technique of painting with opaque watercolors prepared with gum.
2. an opaque color used in painting a gouache.



## Supplies for the Rosemary Buczek Workshop

This is the supply list for Rosemary's workshop. If you are determined to buy supplies in advance, do not buy any watercolor paint or watercolor paper. Rosemary will furnish those. If possible, refrain from buying any supplies until I have a chance to talk to Rosemary. I will send a note describing what you need to purchase and what you don't need to purchase next week. Any questions? Call me. Carol

Carol Francis      [c.g.francis@cox.net](mailto:c.g.francis@cox.net)      918 943-3330      918 638-2028

### *Supply list for Class on Illuminated Letter*

#2 pencil and eraser (kneaded)

size—Instacoll by Miniatur

23K patent gold

dog tooth agate burnisher

small piece of glassine paper (the post office gives you stamps in glassine envelopes!)

stylus (#11 crochet hook is perfect if you do not have a stylus)

several pointed paint brushes:

(preferably sable brushes- Raphael Kolinsky pointed and pointed round brushes size 0 or 1 of either brush.....8408 and 8404

one pointed synthetic brush to apply gold leaf size

watercolor paints: Ultramarine Blue, Cadmium Red and Cadmium Yellow

jar of Dr. Martin's Bleed Proof White

palette for mixing colors

two cups or jars of water

piece or two of (Viva) paper towel or cotton rag

ruling pen

pointed pen with very fine nib (any favorite of yours)

.01 micron pen

sheet of tracing paper

paper to draw and take notes

## CGO WORKSHOP POLICIES

1. **REGISTRATION:** All members in good standing are eligible to attend workshops. Workshops will be open to nonmembers at an increased fee after registration has been made available to members. All registrants and those on the waiting list will be included in email notices regarding the workshop they have registered for.
2. **REGISTRATION CLOSING:** Registration will be closed fourteen (14) days before a workshop date. All registration fees must be paid in full by this date. In the event the workshop does not have sufficient enrollment, the workshop chairman will make the workshop available to other guilds or will contact those who have paid to ask if they are willing to pay an additional amount to cover costs to have the workshop instead of canceling it.
3. **FEES:** Workshop fees are based on the instructor's fees, transportation costs, room rental, and advertising. Each workshop will have a participant limit set by the instructor and will be filled on a first-check-received basis, sometimes to be determined by postmark of registration. All fees are payable in advance of the workshop. Registrants should send a separate check for each workshop, noting on the check the name of the workshop. This will simplify and greatly speed up refunds when necessary. All fees will be mailed or given to the workshop chairman.
4. **WAITING LIST:** When the instructor's limit is met, a wait list will be formed. Anyone desiring to be put on the wait list will be asked to submit the required deposit. In the event of a full workshop, wait list registrants will receive a full refund check within sixty (60) days of the registration deadline, if not seated. Those on the list may be called as late as the evening before the workshop, if a vacancy occurs.
5. **CANCELLATIONS:** Registrants should give as much notice as possible when cancelling. All cancellations should be telephoned to the workshop chairman. In the event a registrant must cancel, the deposit will be non-refundable unless a substitute is found from a waiting list, in which case the entire amount will be refunded. Only the workshop chairman should be contacted concerning enrollment or cancellation. No other person is authorized to accept or cancel enrollment in the workshop unless the workshop chairman has appointed someone to help, and the membership is notified. Should the need arise, adjustments regarding fees, refunds due to extenuating circumstances for a Guild member will be decided on an individual basis by the Board of Directors, and will reflect specific requirements of the individual workshop program.
6. **MAJOR WORKSHOP:** A major workshop is considered a weekend-long (or longer) workshop. For major workshops, there will be a deposit amount collected that will be a portion of the set workshop fee. The balance of the workshop fee is due 14 days prior to the workshop date, otherwise a substitute will be found, and monies will be treated as a cancellation. If you cancel and no one is available from the wait list to take your space, you may, if you wish, have a friend take your place.



7. **MINI-WORKSHOP:** A mini-workshop is considered a one-day workshop; usually, but not limited to, a Saturday. The fee collected for a mini-workshop is non-refundable unless a substitute is found from a waiting list. All fees are to be paid to the Mini-Workshop Chairman.
8. **SUPPLIES:** Participants must provide their own supplies as requested by the instructor. When possible, CGO will purchase supplies in bulk for workshop participants, and participants will reimburse CGO. Workshop handout materials are for workshop participants only.
9. **HOSTING INSTRUCTOR:** Hosting responsibilities include transportation to and from the airport, transportation to and from the workshop, lodging and meals during the workshop. Restaurant food will be paid by the Guild for the instructor only at the group outing. In general, the host/hostess will see to the customary needs of the instructor for the allocated workshop duration. Hostesses shall be reimbursed by the guild in the amount of \$50 for a 2 day workshop and \$75 for a three day workshop.
10. **INSTRUCTOR'S RIGHTS:** All participants must abide by the requests of the instructor regarding tape recorders, photographs, and/or other special equipment. The instructor may elect to have his or her picture taken before, after, or during a break of the workshop, but his or her rights will not be violated regarding instructions. This will include, but not be limited to, the instructor's wishes regarding videography of techniques, lectures, or photography of calligraphic work brought to the workshop.
11. **CLASSROOM CONSIDERATIONS:** All workshops will start promptly at the designated hour. Workshop time is 9 a.m.-5 p.m. each day, unless otherwise stated. On the first day, registrants should arrive 20-30 minutes early to set up their space and be ready to begin work at 9 a.m. On the last day, participants should plan to stay 20-30 minutes after the conclusion of the workshop to clean their space, clean the classroom and/or kitchen, including disposing of trash, sweeping and arranging of tables and chairs.
12. **CLASSROOM COURTESIES:** As a courtesy to the instructor and other participants, please refrain from talking while the instructor is lecturing or demonstrating. A peaceful and quiet environment is appreciated when others are working. Put all cellular phones on silent/vibrate. Any phone calls should be taken outside the workshop room.
- **NOTE:** Workshop policies are subject to revision at the discretion of the workshop chairman/committee, with the approval of the Board of Directors.