

NOTICE



NOTICE

**If you are viewing this message,
this is NOT a complete return.**





**To print a completed return:
click on the PRINT button.**

**Clicking the PRINT button
will perform the calculations
one last time and
update the barcode.**



NOTICE



NOTICE

NOTICE

**If you are viewing this message,
this is NOT a complete return.**

0



**To print a completed return:
click on the PRINT button.**

0

**Clicking the PRINT button
will perform the calculations
one last time and
update the barcode.**

NOTICE

N O T I C E



N O T I C E

**If you are viewing this message,
this is NOT a complete return.**

**To print a completed return:
click on the PRINT button.**

**Clicking the PRINT button
will perform the calculations
one last time and
update the barcode.**

N O T I C E



2015 Optional Tax Tables

If your taxable income is less than \$50,000, use the Optional Tax Tables. If your taxable income is \$50,000 or more, use Tax Table X or Y. Also, if your taxable income is \$50,000 or more, you cannot use Form 140EZ or Form 140A to file for 2015. In this case, you must file using Form 140.

To Find Your Tax: Read down the income column until you find your taxable income shown on Form 140A, line 20. Read across until you find your filing status as shown on Form 140A. Enter the tax on Form 140A, line 21.

Example: Mr. and Mrs. Timely are filing a joint return. Their taxable income on Form 140A, line 20 is \$19,360. First, they find the \$19,350-\$19,400 income line. Next they find the column for married filing jointly and read down the column. The amount shown where the income lines and filing status column meet is \$502. This is the tax amount they must enter on Form 140A, line 21.	At Least	But less than	Single or Married Filing Separately	Married Filing Jointly or Head of Household
	Your Tax Is -			
	19,300	19,350	528	501
	19,350	19,400	529	502
19,400	19,450	530	503	

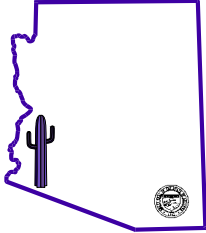
At least	But less than	Single or Married Filing Separately	Married Filing Jointly or Head of Household	At least	But less than	Single or Married Filing Separately	Married Filing Jointly or Head of Household	At least	But less than	Single or Married Filing Separately	Married Filing Jointly or Head of Household
If less than \$20 tax is 0				\$2,000				\$4,000			
Your Tax Is				Your Tax Is				Your Tax Is			
20	50	1	1	2,000	2,050	52	52	4,000	4,050	104	104
50	100	2	2	2,050	2,100	54	54	4,050	4,100	106	106
100	150	3	3	2,100	2,150	55	55	4,100	4,150	107	107
150	200	5	5	2,150	2,200	56	56	4,150	4,200	108	108
200	250	6	6	2,200	2,250	58	58	4,200	4,250	109	109
250	300	7	7	2,250	2,300	59	59	4,250	4,300	111	111
300	350	8	8	2,300	2,350	60	60	4,300	4,350	112	112
350	400	10	10	2,350	2,400	62	62	4,350	4,400	113	113
400	450	11	11	2,400	2,450	63	63	4,400	4,450	115	115
450	500	12	12	2,450	2,500	64	64	4,450	4,500	116	116
500	550	14	14	2,500	2,550	65	65	4,500	4,550	117	117
550	600	15	15	2,550	2,600	67	67	4,550	4,600	118	118
600	650	16	16	2,600	2,650	68	68	4,600	4,650	120	120
650	700	17	17	2,650	2,700	69	69	4,650	4,700	121	121
700	750	19	19	2,700	2,750	71	71	4,700	4,750	122	122
750	800	20	20	2,750	2,800	72	72	4,750	4,800	124	124
800	850	21	21	2,800	2,850	73	73	4,800	4,850	125	125
850	900	23	23	2,850	2,900	74	74	4,850	4,900	126	126
900	950	24	24	2,900	2,950	76	76	4,900	4,950	128	128
950	1,000	25	25	2,950	3,000	77	77	4,950	5,000	129	129
\$1,000				\$3,000				\$5,000			
Your Tax Is				Your Tax Is				Your Tax Is			
1,000	1,050	27	27	3,000	3,050	78	78	5,000	5,050	130	130
1,050	1,100	28	28	3,050	3,100	80	80	5,050	5,100	131	131
1,100	1,150	29	29	3,100	3,150	81	81	5,100	5,150	133	133
1,150	1,200	30	30	3,150	3,200	82	82	5,150	5,200	134	134
1,200	1,250	32	32	3,200	3,250	84	84	5,200	5,250	135	135
1,250	1,300	33	33	3,250	3,300	85	85	5,250	5,300	137	137
1,300	1,350	34	34	3,300	3,350	86	86	5,300	5,350	138	138
1,350	1,400	36	36	3,350	3,400	87	87	5,350	5,400	139	139
1,400	1,450	37	37	3,400	3,450	89	89	5,400	5,450	141	141
1,450	1,500	38	38	3,450	3,500	90	90	5,450	5,500	142	142
1,500	1,550	39	39	3,500	3,550	91	91	5,500	5,550	143	143
1,550	1,600	41	41	3,550	3,600	93	93	5,550	5,600	144	144
1,600	1,650	42	42	3,600	3,650	94	94	5,600	5,650	146	146
1,650	1,700	43	43	3,650	3,700	95	95	5,650	5,700	147	147
1,700	1,750	45	45	3,700	3,750	96	96	5,700	5,750	148	148
1,750	1,800	46	46	3,750	3,800	98	98	5,750	5,800	150	150
1,800	1,850	47	47	3,800	3,850	99	99	5,800	5,850	151	151
1,850	1,900	49	49	3,850	3,900	100	100	5,850	5,900	152	152
1,900	1,950	50	50	3,900	3,950	102	102	5,900	5,950	153	153
1,950	2,000	51	51	3,950	4,000	103	103	5,950	6,000	155	155

At least	But less than	Single or Married Filing Separately	Married Filing Jointly or Head of Household	At least	But less than	Single or Married Filing Separately	Married Filing Jointly or Head of Household	At least	But less than	Single or Married Filing Separately	Married Filing Jointly or Head of Household
\$6,000 Your Tax Is				\$9,000 Your Tax Is				\$12,000 Your Tax Is			
6,000	6,050	156	156	9,000	9,050	234	234	12,000	12,050	317	311
6,050	6,100	157	157	9,050	9,100	235	235	12,050	12,100	319	313
6,100	6,150	159	159	9,100	9,150	236	236	12,100	12,150	320	314
6,150	6,200	160	160	9,150	9,200	238	238	12,150	12,200	322	315
6,200	6,250	161	161	9,200	9,250	239	239	12,200	12,250	323	317
6,250	6,300	163	163	9,250	9,300	240	240	12,250	12,300	325	318
6,300	6,350	164	164	9,300	9,350	242	242	12,300	12,350	326	319
6,350	6,400	165	165	9,350	9,400	243	243	12,350	12,400	327	321
6,400	6,450	166	166	9,400	9,450	244	244	12,400	12,450	329	322
6,450	6,500	168	168	9,450	9,500	245	245	12,450	12,500	330	323
6,500	6,550	169	169	9,500	9,550	247	247	12,500	12,550	332	324
6,550	6,600	170	170	9,550	9,600	248	248	12,550	12,600	333	326
6,600	6,650	172	172	9,600	9,650	249	249	12,600	12,650	335	327
6,650	6,700	173	173	9,650	9,700	251	251	12,650	12,700	336	328
6,700	6,750	174	174	9,700	9,750	252	252	12,700	12,750	337	330
6,750	6,800	175	175	9,750	9,800	253	253	12,750	12,800	339	331
6,800	6,850	177	177	9,800	9,850	254	254	12,800	12,850	340	332
6,850	6,900	178	178	9,850	9,900	256	256	12,850	12,900	342	333
6,900	6,950	179	179	9,900	9,950	257	257	12,900	12,950	343	335
6,950	7,000	181	181	9,950	10,000	258	258	12,950	13,000	345	336
\$7,000 Your Tax Is				\$10,000 Your Tax Is				\$13,000 Your Tax Is			
7,000	7,050	182	182	10,000	10,050	260	260	13,000	13,050	346	337
7,050	7,100	183	183	10,050	10,100	261	261	13,050	13,100	348	339
7,100	7,150	185	185	10,100	10,150	262	262	13,100	13,150	349	340
7,150	7,200	186	186	10,150	10,200	264	264	13,150	13,200	350	341
7,200	7,250	187	187	10,200	10,250	265	265	13,200	13,250	352	343
7,250	7,300	188	188	10,250	10,300	267	266	13,250	13,300	353	344
7,300	7,350	190	190	10,300	10,350	268	267	13,300	13,350	355	345
7,350	7,400	191	191	10,350	10,400	270	269	13,350	13,400	356	346
7,400	7,450	192	192	10,400	10,450	271	270	13,400	13,450	358	348
7,450	7,500	194	194	10,450	10,500	273	271	13,450	13,500	359	349
7,500	7,550	195	195	10,500	10,550	274	273	13,500	13,550	361	350
7,550	7,600	196	196	10,550	10,600	276	274	13,550	13,600	362	352
7,600	7,650	197	197	10,600	10,650	277	275	13,600	13,650	363	353
7,650	7,700	199	199	10,650	10,700	278	276	13,650	13,700	365	354
7,700	7,750	200	200	10,700	10,750	280	278	13,700	13,750	366	355
7,750	7,800	201	201	10,750	10,800	281	279	13,750	13,800	368	357
7,800	7,850	203	203	10,800	10,850	283	280	13,800	13,850	369	358
7,850	7,900	204	204	10,850	10,900	284	282	13,850	13,900	371	359
7,900	7,950	205	205	10,900	10,950	286	283	13,900	13,950	372	361
7,950	8,000	207	207	10,950	11,000	287	284	13,950	14,000	373	362
\$8,000 Your Tax Is				\$11,000 Your Tax Is				\$14,000 Your Tax Is			
8,000	8,050	208	208	11,000	11,050	289	286	14,000	14,050	375	363
8,050	8,100	209	209	11,050	11,100	290	287	14,050	14,100	376	365
8,100	8,150	210	210	11,100	11,150	291	288	14,100	14,150	378	366
8,150	8,200	212	212	11,150	11,200	293	289	14,150	14,200	379	367
8,200	8,250	213	213	11,200	11,250	294	291	14,200	14,250	381	368
8,250	8,300	214	214	11,250	11,300	296	292	14,250	14,300	382	370
8,300	8,350	216	216	11,300	11,350	297	293	14,300	14,350	384	371
8,350	8,400	217	217	11,350	11,400	299	295	14,350	14,400	385	372
8,400	8,450	218	218	11,400	11,450	300	296	14,400	14,450	386	374
8,450	8,500	220	220	11,450	11,500	301	297	14,450	14,500	388	375
8,500	8,550	221	221	11,500	11,550	303	298	14,500	14,550	389	376
8,550	8,600	222	222	11,550	11,600	304	300	14,550	14,600	391	377
8,600	8,650	223	223	11,600	11,650	306	301	14,600	14,650	392	379
8,650	8,700	225	225	11,650	11,700	307	302	14,650	14,700	394	380
8,700	8,750	226	226	11,700	11,750	309	304	14,700	14,750	395	381
8,750	8,800	227	227	11,750	11,800	310	305	14,750	14,800	397	383
8,800	8,850	229	229	11,800	11,850	312	306	14,800	14,850	398	384
8,850	8,900	230	230	11,850	11,900	313	308	14,850	14,900	399	385
8,900	8,950	231	231	11,900	11,950	314	309	14,900	14,950	401	387
8,950	9,000	232	232	11,950	12,000	316	310	14,950	15,000	402	388

At least	But less than	Single or Married Filing Separately	Married Filing Jointly or Head of Household	At least	But less than	Single or Married Filing Separately	Married Filing Jointly or Head of Household	At least	But less than	Single or Married Filing Separately	Married Filing Jointly or Head of Household
\$15,000 Your Tax Is				\$18,000 Your Tax Is				\$21,000 Your Tax Is			
15,000	15,050	404	389	18,000	18,050	490	467	21,000	21,050	577	547
15,050	15,100	405	390	18,050	18,100	492	468	21,050	21,100	578	548
15,100	15,150	407	392	18,100	18,150	493	469	21,100	21,150	579	549
15,150	15,200	408	393	18,150	18,200	494	471	21,150	21,200	581	551
15,200	15,250	409	394	18,200	18,250	496	472	21,200	21,250	582	552
15,250	15,300	411	396	18,250	18,300	497	473	21,250	21,300	584	554
15,300	15,350	412	397	18,300	18,350	499	475	21,300	21,350	585	555
15,350	15,400	414	398	18,350	18,400	500	476	21,350	21,400	587	557
15,400	15,450	415	400	18,400	18,450	502	477	21,400	21,450	588	558
15,450	15,500	417	401	18,450	18,500	503	479	21,450	21,500	589	559
15,500	15,550	418	402	18,500	18,550	505	480	21,500	21,550	591	561
15,550	15,600	420	403	18,550	18,600	506	481	21,550	21,600	592	562
15,600	15,650	421	405	18,600	18,650	507	482	21,600	21,650	594	564
15,650	15,700	422	406	18,650	18,700	509	484	21,650	21,700	595	565
15,700	15,750	424	407	18,700	18,750	510	485	21,700	21,750	597	567
15,750	15,800	425	409	18,750	18,800	512	486	21,750	21,800	598	568
15,800	15,850	427	410	18,800	18,850	513	488	21,800	21,850	600	570
15,850	15,900	428	411	18,850	18,900	515	489	21,850	21,900	601	571
15,900	15,950	430	412	18,900	18,950	516	490	21,900	21,950	602	572
15,950	16,000	431	414	18,950	19,000	517	491	21,950	22,000	604	574
\$16,000 Your Tax Is				\$19,000 Your Tax Is				\$22,000 Your Tax Is			
16,000	16,050	433	415	19,000	19,050	519	493	22,000	22,050	605	575
16,050	16,100	434	416	19,050	19,100	520	494	22,050	22,100	607	577
16,100	16,150	435	418	19,100	19,150	522	495	22,100	22,150	608	578
16,150	16,200	437	419	19,150	19,200	523	497	22,150	22,200	610	580
16,200	16,250	438	420	19,200	19,250	525	498	22,200	22,250	611	581
16,250	16,300	440	422	19,250	19,300	526	499	22,250	22,300	613	583
16,300	16,350	441	423	19,300	19,350	528	501	22,300	22,350	614	584
16,350	16,400	443	424	19,350	19,400	529	502	22,350	22,400	615	585
16,400	16,450	444	425	19,400	19,450	530	503	22,400	22,450	617	587
16,450	16,500	445	427	19,450	19,500	532	504	22,450	22,500	618	588
16,500	16,550	447	428	19,500	19,550	533	506	22,500	22,550	620	590
16,550	16,600	448	429	19,550	19,600	535	507	22,550	22,600	621	591
16,600	16,650	450	431	19,600	19,650	536	508	22,600	22,650	623	593
16,650	16,700	451	432	19,650	19,700	538	510	22,650	22,700	624	594
16,700	16,750	453	433	19,700	19,750	539	511	22,700	22,750	625	595
16,750	16,800	454	434	19,750	19,800	541	512	22,750	22,800	627	597
16,800	16,850	456	436	19,800	19,850	542	513	22,800	22,850	628	598
16,850	16,900	457	437	19,850	19,900	543	515	22,850	22,900	630	600
16,900	16,950	458	438	19,900	19,950	545	516	22,900	22,950	631	601
16,950	17,000	460	440	19,950	20,000	546	517	22,950	23,000	633	603
\$17,000 Your Tax Is				\$20,000 Your Tax Is				\$23,000 Your Tax Is			
17,000	17,050	461	441	20,000	20,050	548	519	23,000	23,050	634	604
17,050	17,100	463	442	20,050	20,100	549	520	23,050	23,100	636	606
17,100	17,150	464	444	20,100	20,150	551	521	23,100	23,150	637	607
17,150	17,200	466	445	20,150	20,200	552	523	23,150	23,200	638	608
17,200	17,250	467	446	20,200	20,250	553	524	23,200	23,250	640	610
17,250	17,300	469	447	20,250	20,300	555	525	23,250	23,300	641	611
17,300	17,350	470	449	20,300	20,350	556	526	23,300	23,350	643	613
17,350	17,400	471	450	20,350	20,400	558	528	23,350	23,400	644	614
17,400	17,450	473	451	20,400	20,450	559	529	23,400	23,450	646	616
17,450	17,500	474	453	20,450	20,500	561	531	23,450	23,500	647	617
17,500	17,550	476	454	20,500	20,550	562	532	23,500	23,550	649	619
17,550	17,600	477	455	20,550	20,600	564	534	23,550	23,600	650	620
17,600	17,650	479	456	20,600	20,650	565	535	23,600	23,650	651	621
17,650	17,700	480	458	20,650	20,700	566	536	23,650	23,700	653	623
17,700	17,750	481	459	20,700	20,750	568	538	23,700	23,750	654	624
17,750	17,800	483	460	20,750	20,800	569	539	23,750	23,800	656	626
17,800	17,850	484	462	20,800	20,850	571	541	23,800	23,850	657	627
17,850	17,900	486	463	20,850	20,900	572	542	23,850	23,900	659	629
17,900	17,950	487	464	20,900	20,950	574	544	23,900	23,950	660	630
17,950	18,000	489	466	20,950	21,000	575	545	23,950	24,000	661	631

At least	But less than	Single or Married Filing Separately	Married Filing Jointly or Head of Household	At least	But less than	Single or Married Filing Separately	Married Filing Jointly or Head of Household	At least	But less than	Single or Married Filing Separately	Married Filing Jointly or Head of Household
\$24,000 Your Tax Is				\$27,000 Your Tax Is				\$30,000 Your Tax Is			
24,000	24,050	663	633	27,000	27,050	757	719	30,000	30,050	858	806
24,050	24,100	664	634	27,050	27,100	759	721	30,050	30,100	860	807
24,100	24,150	666	636	27,100	27,150	760	722	30,100	30,150	861	809
24,150	24,200	667	637	27,150	27,200	762	724	30,150	30,200	863	810
24,200	24,250	669	639	27,200	27,250	764	725	30,200	30,250	865	811
24,250	24,300	670	640	27,250	27,300	765	727	30,250	30,300	866	813
24,300	24,350	672	642	27,300	27,350	767	728	30,300	30,350	868	814
24,350	24,400	673	643	27,350	27,400	769	729	30,350	30,400	870	816
24,400	24,450	674	644	27,400	27,450	770	731	30,400	30,450	871	817
24,450	24,500	676	646	27,450	27,500	772	732	30,450	30,500	873	819
24,500	24,550	677	647	27,500	27,550	774	734	30,500	30,550	875	820
24,550	24,600	679	649	27,550	27,600	776	735	30,550	30,600	876	822
24,600	24,650	680	650	27,600	27,650	777	737	30,600	30,650	878	823
24,650	24,700	682	652	27,650	27,700	779	738	30,650	30,700	880	824
24,700	24,750	683	653	27,700	27,750	781	739	30,700	30,750	881	826
24,750	24,800	685	655	27,750	27,800	782	741	30,750	30,800	883	827
24,800	24,850	686	656	27,800	27,850	784	742	30,800	30,850	885	829
24,850	24,900	687	657	27,850	27,900	786	744	30,850	30,900	886	830
24,900	24,950	689	659	27,900	27,950	787	745	30,900	30,950	888	832
24,950	25,000	690	660	27,950	28,000	789	747	30,950	31,000	890	833
\$25,000 Your Tax Is				\$28,000 Your Tax Is				\$31,000 Your Tax Is			
25,000	25,050	692	662	28,000	28,050	791	748	31,000	31,050	891	835
25,050	25,100	693	663	28,050	28,100	792	750	31,050	31,100	893	836
25,100	25,150	695	665	28,100	28,150	794	751	31,100	31,150	895	837
25,150	25,200	696	666	28,150	28,200	796	752	31,150	31,200	896	839
25,200	25,250	697	667	28,200	28,250	797	754	31,200	31,250	898	840
25,250	25,300	699	669	28,250	28,300	799	755	31,250	31,300	900	842
25,300	25,350	700	670	28,300	28,350	801	757	31,300	31,350	902	843
25,350	25,400	702	672	28,350	28,400	802	758	31,350	31,400	903	845
25,400	25,450	703	673	28,400	28,450	804	760	31,400	31,450	905	846
25,450	25,500	705	675	28,450	28,500	806	761	31,450	31,500	907	847
25,500	25,550	707	676	28,500	28,550	807	763	31,500	31,550	908	849
25,550	25,600	708	678	28,550	28,600	809	764	31,550	31,600	910	850
25,600	25,650	710	679	28,600	28,650	811	765	31,600	31,650	912	852
25,650	25,700	712	680	28,650	28,700	812	767	31,650	31,700	913	853
25,700	25,750	713	682	28,700	28,750	814	768	31,700	31,750	915	855
25,750	25,800	715	683	28,750	28,800	816	770	31,750	31,800	917	856
25,800	25,850	717	685	28,800	28,850	818	771	31,800	31,850	918	858
25,850	25,900	718	686	28,850	28,900	819	772	31,850	31,900	920	859
25,900	25,950	720	688	28,900	28,950	821	774	31,900	31,950	922	860
25,950	26,000	722	689	28,950	29,000	823	775	31,950	32,000	923	862
\$26,000 Your Tax Is				\$29,000 Your Tax Is				\$32,000 Your Tax Is			
26,000	26,050	723	691	29,000	29,050	824	777	32,000	32,050	925	863
26,050	26,100	725	692	29,050	29,100	826	778	32,050	32,100	927	865
26,100	26,150	727	693	29,100	29,150	828	780	32,100	32,150	928	866
26,150	26,200	728	695	29,150	29,200	829	781	32,150	32,200	930	868
26,200	26,250	730	696	29,200	29,250	831	783	32,200	32,250	932	869
26,250	26,300	732	698	29,250	29,300	833	784	32,250	32,300	933	871
26,300	26,350	734	699	29,300	29,350	834	786	32,300	32,350	935	872
26,350	26,400	735	701	29,350	29,400	836	787	32,350	32,400	937	873
26,400	26,450	737	702	29,400	29,450	838	788	32,400	32,450	938	875
26,450	26,500	739	703	29,450	29,500	839	790	32,450	32,500	940	876
26,500	26,550	740	705	29,500	29,550	841	791	32,500	32,550	942	878
26,550	26,600	742	706	29,550	29,600	843	793	32,550	32,600	944	879
26,600	26,650	744	708	29,600	29,650	844	794	32,600	32,650	945	881
26,650	26,700	745	709	29,650	29,700	846	796	32,650	32,700	947	882
26,700	26,750	747	711	29,700	29,750	848	797	32,700	32,750	949	883
26,750	26,800	749	712	29,750	29,800	849	799	32,750	32,800	950	885
26,800	26,850	750	714	29,800	29,850	851	800	32,800	32,850	952	886
26,850	26,900	752	715	29,850	29,900	853	801	32,850	32,900	954	888
26,900	26,950	754	716	29,900	29,950	854	803	32,900	32,950	955	889
26,950	27,000	755	718	29,950	30,000	856	804	32,950	33,000	957	891

At least	But less than	Single or Married Filing Separately	Married Filing Jointly or Head of Household	At least	But less than	Single or Married Filing Separately	Married Filing Jointly or Head of Household	At least	But less than	Single or Married Filing Separately	Married Filing Jointly or Head of Household
\$33,000 Your Tax Is				\$36,000 Your Tax Is				\$39,000 Your Tax Is			
33,000	33,050	959	892	36,000	36,050	1,059	979	39,000	39,050	1,160	1,065
33,050	33,100	960	894	36,050	36,100	1,061	980	39,050	39,100	1,162	1,066
33,100	33,150	962	895	36,100	36,150	1,063	981	39,100	39,150	1,164	1,068
33,150	33,200	964	896	36,150	36,200	1,064	983	39,150	39,200	1,165	1,069
33,200	33,250	965	898	36,200	36,250	1,066	984	39,200	39,250	1,167	1,071
33,250	33,300	967	899	36,250	36,300	1,068	986	39,250	39,300	1,169	1,072
33,300	33,350	969	901	36,300	36,350	1,070	987	39,300	39,350	1,170	1,074
33,350	33,400	970	902	36,350	36,400	1,071	989	39,350	39,400	1,172	1,075
33,400	33,450	972	904	36,400	36,450	1,073	990	39,400	39,450	1,174	1,076
33,450	33,500	974	905	36,450	36,500	1,075	991	39,450	39,500	1,175	1,078
33,500	33,550	975	907	36,500	36,550	1,076	993	39,500	39,550	1,177	1,079
33,550	33,600	977	908	36,550	36,600	1,078	994	39,550	39,600	1,179	1,081
33,600	33,650	979	909	36,600	36,650	1,080	996	39,600	39,650	1,180	1,082
33,650	33,700	980	911	36,650	36,700	1,081	997	39,650	39,700	1,182	1,084
33,700	33,750	982	912	36,700	36,750	1,083	999	39,700	39,750	1,184	1,085
33,750	33,800	984	914	36,750	36,800	1,085	1,000	39,750	39,800	1,185	1,087
33,800	33,850	986	915	36,800	36,850	1,086	1,002	39,800	39,850	1,187	1,088
33,850	33,900	987	917	36,850	36,900	1,088	1,003	39,850	39,900	1,189	1,089
33,900	33,950	989	918	36,900	36,950	1,090	1,004	39,900	39,950	1,190	1,091
33,950	34,000	991	919	36,950	37,000	1,091	1,006	39,950	40,000	1,192	1,092
\$34,000 Your Tax Is				\$37,000 Your Tax Is				\$40,000 Your Tax Is			
34,000	34,050	992	921	37,000	37,050	1,093	1,007	40,000	40,050	1,194	1,094
34,050	34,100	994	922	37,050	37,100	1,095	1,009	40,050	40,100	1,196	1,095
34,100	34,150	996	924	37,100	37,150	1,096	1,010	40,100	40,150	1,197	1,097
34,150	34,200	997	925	37,150	37,200	1,098	1,012	40,150	40,200	1,199	1,098
34,200	34,250	999	927	37,200	37,250	1,100	1,013	40,200	40,250	1,201	1,099
34,250	34,300	1,001	928	37,250	37,300	1,101	1,015	40,250	40,300	1,202	1,101
34,300	34,350	1,002	930	37,300	37,350	1,103	1,016	40,300	40,350	1,204	1,102
34,350	34,400	1,004	931	37,350	37,400	1,105	1,017	40,350	40,400	1,206	1,104
34,400	34,450	1,006	932	37,400	37,450	1,106	1,019	40,400	40,450	1,207	1,105
34,450	34,500	1,007	934	37,450	37,500	1,108	1,020	40,450	40,500	1,209	1,107
34,500	34,550	1,009	935	37,500	37,550	1,110	1,022	40,500	40,550	1,211	1,108
34,550	34,600	1,011	937	37,550	37,600	1,112	1,023	40,550	40,600	1,212	1,110
34,600	34,650	1,012	938	37,600	37,650	1,113	1,025	40,600	40,650	1,214	1,111
34,650	34,700	1,014	940	37,650	37,700	1,115	1,026	40,650	40,700	1,216	1,112
34,700	34,750	1,016	941	37,700	37,750	1,117	1,027	40,700	40,750	1,217	1,114
34,750	34,800	1,017	943	37,750	37,800	1,118	1,029	40,750	40,800	1,219	1,115
34,800	34,850	1,019	944	37,800	37,850	1,120	1,030	40,800	40,850	1,221	1,117
34,850	34,900	1,021	945	37,850	37,900	1,122	1,032	40,850	40,900	1,222	1,118
34,900	34,950	1,022	947	37,900	37,950	1,123	1,033	40,900	40,950	1,224	1,120
34,950	35,000	1,024	948	37,950	38,000	1,125	1,035	40,950	41,000	1,226	1,121
\$35,000 Your Tax Is				\$38,000 Your Tax Is				\$41,000 Your Tax Is			
35,000	35,050	1,026	950	38,000	38,050	1,127	1,036	41,000	41,050	1,227	1,123
35,050	35,100	1,028	951	38,050	38,100	1,128	1,038	41,050	41,100	1,229	1,124
35,100	35,150	1,029	953	38,100	38,150	1,130	1,039	41,100	41,150	1,231	1,125
35,150	35,200	1,031	954	38,150	38,200	1,132	1,040	41,150	41,200	1,232	1,127
35,200	35,250	1,033	955	38,200	38,250	1,133	1,042	41,200	41,250	1,234	1,128
35,250	35,300	1,034	957	38,250	38,300	1,135	1,043	41,250	41,300	1,236	1,130
35,300	35,350	1,036	958	38,300	38,350	1,137	1,045	41,300	41,350	1,238	1,131
35,350	35,400	1,038	960	38,350	38,400	1,138	1,046	41,350	41,400	1,239	1,133
35,400	35,450	1,039	961	38,400	38,450	1,140	1,048	41,400	41,450	1,241	1,134
35,450	35,500	1,041	963	38,450	38,500	1,142	1,049	41,450	41,500	1,243	1,135
35,500	35,550	1,043	964	38,500	38,550	1,143	1,051	41,500	41,550	1,244	1,137
35,550	35,600	1,044	966	38,550	38,600	1,145	1,052	41,550	41,600	1,246	1,138
35,600	35,650	1,046	967	38,600	38,650	1,147	1,053	41,600	41,650	1,248	1,140
35,650	35,700	1,048	968	38,650	38,700	1,148	1,055	41,650	41,700	1,249	1,141
35,700	35,750	1,049	970	38,700	38,750	1,150	1,056	41,700	41,750	1,251	1,143
35,750	35,800	1,051	971	38,750	38,800	1,152	1,058	41,750	41,800	1,253	1,144
35,800	35,850	1,053	973	38,800	38,850	1,154	1,059	41,800	41,850	1,254	1,146
35,850	35,900	1,054	974	38,850	38,900	1,155	1,061	41,850	41,900	1,256	1,147
35,900	35,950	1,056	976	38,900	38,950	1,157	1,062	41,900	41,950	1,258	1,148
35,950	36,000	1,058	977	38,950	39,000	1,159	1,063	41,950	42,000	1,259	1,150

At least	But less than	Single or Married Filing Separately	Married Filing Jointly or Head of Household	At least	But less than	Single or Married Filing Separately	Married Filing Jointly or Head of Household	At least	But less than	Single or Married Filing Separately	Married Filing Jointly or Head of Household
\$42,000 Your Tax Is				\$45,000 Your Tax Is				\$48,000 Your Tax Is			
42,000	42,050	1,261	1,151	45,000	45,050	1,362	1,238	48,000	48,050	1,463	1,324
42,050	42,100	1,263	1,153	45,050	45,100	1,364	1,239	48,050	48,100	1,464	1,326
42,100	42,150	1,264	1,154	45,100	45,150	1,365	1,241	48,100	48,150	1,466	1,327
42,150	42,200	1,266	1,156	45,150	45,200	1,367	1,242	48,150	48,200	1,468	1,328
42,200	42,250	1,268	1,157	45,200	45,250	1,369	1,243	48,200	48,250	1,469	1,330
42,250	42,300	1,269	1,159	45,250	45,300	1,370	1,245	48,250	48,300	1,471	1,331
42,300	42,350	1,271	1,160	45,300	45,350	1,372	1,246	48,300	48,350	1,473	1,333
42,350	42,400	1,273	1,161	45,350	45,400	1,374	1,248	48,350	48,400	1,474	1,334
42,400	42,450	1,274	1,163	45,400	45,450	1,375	1,249	48,400	48,450	1,476	1,336
42,450	42,500	1,276	1,164	45,450	45,500	1,377	1,251	48,450	48,500	1,478	1,337
42,500	42,550	1,278	1,166	45,500	45,550	1,379	1,252	48,500	48,550	1,479	1,339
42,550	42,600	1,280	1,167	45,550	45,600	1,380	1,254	48,550	48,600	1,481	1,340
42,600	42,650	1,281	1,169	45,600	45,650	1,382	1,255	48,600	48,650	1,483	1,341
42,650	42,700	1,283	1,170	45,650	45,700	1,384	1,256	48,650	48,700	1,484	1,343
42,700	42,750	1,285	1,171	45,700	45,750	1,385	1,258	48,700	48,750	1,486	1,344
42,750	42,800	1,286	1,173	45,750	45,800	1,387	1,259	48,750	48,800	1,488	1,346
42,800	42,850	1,288	1,174	45,800	45,850	1,389	1,261	48,800	48,850	1,490	1,347
42,850	42,900	1,290	1,176	45,850	45,900	1,390	1,262	48,850	48,900	1,491	1,349
42,900	42,950	1,291	1,177	45,900	45,950	1,392	1,264	48,900	48,950	1,493	1,350
42,950	43,000	1,293	1,179	45,950	46,000	1,394	1,265	48,950	49,000	1,495	1,351
\$43,000 Your Tax Is				\$46,000 Your Tax Is				\$49,000 Your Tax Is			
43,000	43,050	1,295	1,180	46,000	46,050	1,395	1,267	49,000	49,050	1,496	1,353
43,050	43,100	1,296	1,182	46,050	46,100	1,397	1,268	49,050	49,100	1,498	1,354
43,100	43,150	1,298	1,183	46,100	46,150	1,399	1,269	49,100	49,150	1,500	1,356
43,150	43,200	1,300	1,184	46,150	46,200	1,400	1,271	49,150	49,200	1,501	1,357
43,200	43,250	1,301	1,186	46,200	46,250	1,402	1,272	49,200	49,250	1,503	1,359
43,250	43,300	1,303	1,187	46,250	46,300	1,404	1,274	49,250	49,300	1,505	1,360
43,300	43,350	1,305	1,189	46,300	46,350	1,406	1,275	49,300	49,350	1,506	1,362
43,350	43,400	1,306	1,190	46,350	46,400	1,407	1,277	49,350	49,400	1,508	1,363
43,400	43,450	1,308	1,192	46,400	46,450	1,409	1,278	49,400	49,450	1,510	1,364
43,450	43,500	1,310	1,193	46,450	46,500	1,411	1,279	49,450	49,500	1,511	1,366
43,500	43,550	1,311	1,195	46,500	46,550	1,412	1,281	49,500	49,550	1,513	1,367
43,550	43,600	1,313	1,196	46,550	46,600	1,414	1,282	49,550	49,600	1,515	1,369
43,600	43,650	1,315	1,197	46,600	46,650	1,416	1,284	49,600	49,650	1,516	1,370
43,650	43,700	1,316	1,199	46,650	46,700	1,417	1,285	49,650	49,700	1,518	1,372
43,700	43,750	1,318	1,200	46,700	46,750	1,419	1,287	49,700	49,750	1,520	1,373
43,750	43,800	1,320	1,202	46,750	46,800	1,421	1,288	49,750	49,800	1,521	1,375
43,800	43,850	1,322	1,203	46,800	46,850	1,422	1,290	49,800	49,850	1,523	1,376
43,850	43,900	1,323	1,205	46,850	46,900	1,424	1,291	49,850	49,900	1,525	1,377
43,900	43,950	1,325	1,206	46,900	46,950	1,426	1,292	49,900	49,950	1,526	1,379
43,950	44,000	1,327	1,207	46,950	47,000	1,427	1,294	49,950	50,000	1,528	1,380
\$44,000 Your Tax Is				\$47,000 Your Tax Is				 <p>End of Optional Tables</p>			
44,000	44,050	1,328	1,209	47,000	47,050	1,429	1,295				
44,050	44,100	1,330	1,210	47,050	47,100	1,431	1,297				
44,100	44,150	1,332	1,212	47,100	47,150	1,432	1,298				
44,150	44,200	1,333	1,213	47,150	47,200	1,434	1,300				
44,200	44,250	1,335	1,215	47,200	47,250	1,436	1,301				
44,250	44,300	1,337	1,216	47,250	47,300	1,437	1,303				
44,300	44,350	1,338	1,218	47,300	47,350	1,439	1,304				
44,350	44,400	1,340	1,219	47,350	47,400	1,441	1,305				
44,400	44,450	1,342	1,220	47,400	47,450	1,442	1,307				
44,450	44,500	1,343	1,222	47,450	47,500	1,444	1,308				
44,500	44,550	1,345	1,223	47,500	47,550	1,446	1,310				
44,550	44,600	1,347	1,225	47,550	47,600	1,448	1,311				
44,600	44,650	1,348	1,226	47,600	47,650	1,449	1,313				
44,650	44,700	1,350	1,228	47,650	47,700	1,451	1,314				
44,700	44,750	1,352	1,229	47,700	47,750	1,453	1,315				
44,750	44,800	1,353	1,231	47,750	47,800	1,454	1,317				
44,800	44,850	1,355	1,232	47,800	47,850	1,456	1,318				
44,850	44,900	1,357	1,233	47,850	47,900	1,458	1,320				
44,900	44,950	1,358	1,235	47,900	47,950	1,459	1,321				
44,950	45,000	1,360	1,236	47,950	48,000	1,461	1,323				