




NEWSLETTER

JUNE 2011



PRESIDENT'S MESSAGE

HAPPY BIRTHDAY, ACACIA!

The year has gone so quickly, and I appreciate the support you have given me and the guild with your talents, efforts, skills, and funds. We had a very successful Tea and Quilt Auction last week. **Thank you** to . . .

- **Susan Stokes, Phyllis Campbell**, and their **many helpers** for taking on the various tasks that made it all possible;
- **Phyllis Victor and Linda Stearns**—great job with the food and beverages;
- **Members**, who decorated 17 lovely tables and filled almost every seat with friends and relatives;
- **Barbra Riley**, who created a nice display for our boutique items;
- **Diane Sanchez**—**13** Opportunity Baskets were assembled from donations;
- **Susann Wood** (for donating **16** quilts) and **other members** for their donations—we had **43** quilts, wall hangings, and table runners for our auctioneer, **Lyn Mann**, to auction off.
- **Other workers and helpers**, whose efforts may have been “unseen”—you all know who you are, and I just want to say a **BIG THANK YOU** to each and every one of you.

As my term as President draws to a close, I've gotten to know you all a little better through “Know Your Members,” working on Philanthropy projects, selling Opportunity tickets, attending workshops. I've found the best way to get to know other members is to participate—and you'll have a lot more fun, too! Thank you, current board members and committee chairs, for your help. Congratulations, incoming board! I hope all members will step up and volunteer to help them by serving on a committee. The Tea and Auction is over for this year, but Susan's mantra still stands – “**Many hands make light work!**”

Sincerely, *Jody Burtch*

Inside this issue:

Programs & Workshops Vegetable Fabric	2
Philanthropy August Workshop	4
Fabric Exchange Show 'n' Tell	5
Door Prize Winners Block of the Month	6
Sunshine & Shadows Membership	7 8

NATIONAL SAFETY MONTH

Celebrate National Safety Month by making your family and home safer. Go to http://www.nsc.org/nsc_events/nat_safe_month/pages/home.aspx for more information.



MARK YOUR CALENDARS . . .

Thursday, June 2:

6:45-8:30-General meeting: Guild birthday, potluck, installation of officers, Show 'n' Tell, Opportunity Basket, and boutique items for sale.

Thursday, June 9:

1:00-7:00 PM-Sew So Much, Tranquility Quilt Shop

Wednesday, June 15:

5:00 PM-Sew So Much, Quilt Cupboard

7:00 PM-AQG Board Meeting, Picasso Room, BP Community Center

Monday, June 28:

10:00 AM-5:00 PM-Sew So Much, Bunney Hitch Quilt Shop

Next Meeting June 2nd

Our June meeting is a potluck. Everyone, bring whatever dish you would like to share. A birthday cake will be provided by the Guild.



PROGRAM FOR JUNE MEETING

Our 7th **Anniversary** potluck and a trunk show by all of our incoming and outgoing officers and committee chairs. **Everyone**, start looking through your cookbooks for a special recipe to make & bring. Also, **bring** fabric scraps (at least 2 ½" square) to donate to the **Heritage Square Museum** for a summer project for kids.

PROGRAMS/WORKSHOPS TO COME

July: Fun demos by members—to be announced at our June meeting. If you would like to do a demo, to please contact Shar Taira, our new Vice President in charge of Programs and Workshops.

Our own former guild president, **Susan Stokes**, will be teaching our **workshop**. By request, she will be teaching how to make flip-flops with cloth innersoles and straps. Make a pair for a gift, to match an outfit, or make mother-daughter or grandma-granddaughter matching pairs. They can be made on flat or heeled rubber flip-flops.

August: A special treat this month—**Anne Copeland**, speaker and workshop teacher. Her talk will be "How Quilts are Valued." Each member may bring an antique, vintage, traditional or art quilt, a wearable, an art doll, or other textile item, and Anne will talk about each one and give some general tips and ideas of value. She will also tell people what they need to do if they want to win awards in quilt shows.

For the **workshop**, Anne will be teaching a combo class that is "**Quilt Restoration and Repair**." She will tell how to finish old blocks or tops and how to turn that very ordinary and perhaps not very exciting quilt into something we will feel really good about. Everyone again brings tops and blocks you want to finish, and she will show us all the techniques and materials she uses, plus give us advice about how to take care of our old quilts.

Phyllis Campbell

For more about Anne Copeland & her workshop, see p. 4.

SECRET PAL REVEAL




The June meeting is also the "reveal" for Secret Pals. Those of you who have had secret pals will bring one final gift for your pal, and let her know who you are. Also, bring a gift for the one who has been giving you gifts as a way to say "Thank you for your thoughtfulness throughout the year!"

FYI—No Block-of-the-Month at June meeting

Vegetable Fabric Challenge

Those of you who took a piece of the veggie fabric need to bring your results to our **June** meeting for the **Small Quilt Vegetable Fabric Challenge**.




The rules are simple:

- Make a small quilt wall hanging utilizing the veggie fabric to make a living creature—dog, cat, bird, fish, lizard, spider, turtle, butterfly, etc.
- Use any fabric for the background.

Here are suggestions on how to construct your vegetable-creature:

- Fuse a fusible interfacing to the back of the vegetable fabric,
- Cut out the vegetable shapes,
 - Arrange them on your fabric so that they look like a living creature,
 - Fuse them down. They do not need to be whole—they can be cut into smaller pieces, but most should still be recognizable as vegetables when viewing close up. Some of your vegetables can add to the picture, like a flower for a butterfly or bubbles for a fish.
- Quilt your wall hanging and bring to the meeting.



There will be a prize for all who participate, and a bigger prize for the quilt voted best. You will not be judged for how well you quilt, only on your vegetable creature.

NEW OFFICERS TO BE INSTALLED

Please **congratulate and support** our new officers for 2011-2012:

- President - Phyllis Campbell
- 1st Vice President (Programs/Workshops) - Shar Taira
- 2nd Vice President (Ways & Means) - vacant
- Secretary - Diane MacRill
- Treasurer - Donna McDaniel



TEA & AUCTION

The Tea and Auction was a great success. (1) There was a wonderful turnout. (2) Lyn Mann was our



Outstanding & fun auctioneer. (3) Georgan was one of many who



decorated a table and (4) who donated a quilt.



(5) Final thanks go to Marie and Barbra for their work in organizing the boutique. Boutique items are still available and will be for sale at the June meeting.

Happy Birthday! **Acacia Guild members with June birthdays:**



- Belle Karmon (6/1)
- Dana Matsukawa (6/3)
- Colleen Van Sundy (6/18)

Carmen Meraz, Birthday Chairperson

THANK YOU FROM PHYLLIS:

I would like to thank everyone who took up needle and thread to sew the binding on the blue auction



quilt that Lee Ann Moore of Tranquility Quilts had just finished that morning. I sewed the machine stitching side of the binding, but had no time to do the hand stitching. Thank all of you for coming to the rescue.



August's Workshop—The Teacher



Anne Copeland has been a professional appraiser since 1993. She is a member of the American Quilter's Society, Professional Association of Appraisers of Quilted Textiles (PAAQT). She cofounded of Repiecers of the Past, a quilt history/quilt restoration study group, and is the founder/director of Fiberarts Connection of Southern California, a nonprofit organization that provides professional development, education and assistance for emerging and physically challenged fiber artists, and founder of Senior Advocacy of Southern California. Anne is a member of Cutloose Quilters and SAQA.

Philanthropy

MOTHER'S DAY COLLECTION

Lisa Sullivan and Sonia Das delivered six quilts, two boxes of household items and four large bags of clothing/miscellaneous toys and school supplies to Thomas House. The staff was extremely grateful for Acacia's thoughtfulness.



Twenty-five hefty gift bags containing an assortment of Mothers Day donations were also delivered. While Thomas House did not return Acacia's phone call prior to Mothers Day, delivery was made shortly thereafter and just in time for Mexican Mothers Day. All of the children were getting ready for a program for the mothers at Thomas House at which each child had a vase of flowers to present to their mother!

A huge "THANK YOU" to all of the kind hearted quilters in Acacia who donated so generously to the ladies at Thomas House. Gift bags were distributed to mothers currently residing in apartments at Thomas House as well as to Thomas House graduates who are still required to participate in various life-skill programs

Lisa Sullivan,

PHILANTHROPY CHAIRPERSON
714-642-1127; lisa@jdcoulterco.com



PS: Contact me anytime for donations of time, talent, quilts, etc.

August's Workshop—The Class

By Anne Copeland, AQS Certified Appraiser and Quilt Restoration Specialist

Whether you have an old quilt that is sadly in need of attention, a top that is unfinished but perhaps something you might like to finish, but are not quite sure how to deal with its challenges, or perhaps have old blocks that seem like something you might enjoy putting together, this class will get you started in the right direction.


Even if you are not a quilter and barely know how to sew, Anne can show you what you will need to do to get started. The techniques are very simple and easy to learn even for a beginner.

I will show you the techniques, the tools, and the materials that can help you to be a highly efficient quilt restoration and repair person. Some of you might ask whether it is ok to restore or repair an old family quilt, or whether you should leave it as is. It is always a personal choice, but I always think of it as hands reaching across the centuries and joining in the creation of something that will be passed on through the generations.

This class is fun, and we will take each quilt, top or blocks that all of you bring in and discuss the best ways to deal with it. You will be taught how to assess the quilt as to whether it needs repair or restoration, and how to deal with either one. Turn a quilt that just doesn't quite have any pizzazz into an heirloom quilt that you and your family will treasure over the years. If you have orphan blocks that don't really fit any pattern that you would like to try to do something with, you can learn how to turn them into an exciting and fun piece with ease or alternatives for display.

Bring with you:

- Needle
- Appropriate colored threads,
- Scissors,
- Ruler,
- Rotary cutter,
- Cutting mat,
- Sewing machine if you intend to start putting a top together.



Although we will learn a lot of new things, this will be a most relaxing and enjoyable class, and geared to each and every one of your needs.

June Fabric Exchange

28 six-inch squares of Red-Orange Fabrics

We will be exchanging 6-inch squares again this month.

- (1) Buy 3/4 yard (27") of a quality 100% cotton fabric;
- (2) Wash & iron the fabric, and cut at least 1/2 "off the selvedge on both sides;
- (3) Cut 4 six inch strips, cutting on the straight grain of fabric;
- (4) Cut each 6" strip into 6" squares;
- (5) Fold each square individually so that it is easy to pick up when exchanging;
- (6) Place in plastic bag with your name on it & put in Fabric Exchange basket when you first arrive at the meeting.

Questions?

Call [Marilyn Gulickson](mailto:marilyn.gulickson@joann.com) (714) 995-0544



At the May 5th Meeting we saw:

Janice Turpin - Asian Wall hanging (auction)

Diane Donegan - Four Philanthropy quilts


Phyllis Victor - Tea Leaf Table runner; Tea Mat

Donna McDaniel - Small wall hanging

Phyllis Campbell - Flowers & Sashiko on red by Nancy Williams;

Jody Burtch - "B is for Birthday" (auction); Stash Buster Bingo Block Quilt

Verda - Opportunity Quilt for her daughter



You Deserve the
VIP Treatment!

SAVE 10%

on every in-store &
online Jo-Ann purchase.



Remember to use your
Jo-Ann VIP Discount Card
for exclusive VIP savings on
every purchase, every day!

Sign up in-store or
online today!

Pass on the savings.

All members of qualified sewing or
crafting guilds, associations or organizations
are eligible for Jo-Ann VIP membership
and 10% savings.

Forward this e-mail to members of your
club, guild or organization.

ENROLL NOW!



BEAUTIFUL GOLD THIMBLE



The drawing
was held at our
Tea and
Auction on May
14, 2011, and
the winner was
Nancy Williams,
one of our
members who
lives in
Cincinnati,

Ohio! It was mailed to her the
following Monday.

Congratulations, Nancy!

DOOR PRIZE WINNERS MAY 2011

Thank you to our generous door prize donors. Please take a moment to thank them for donating prizes while you are shopping. **Winners:** please mail the pre-addressed & stamped **Thank You** note provided with each prize. The donors/shop owners appreciate the notes and feel their donations were appreciated by the guild.

<u>Donor</u>	<u>Prize</u>	<u>Prize Winner</u>
Bunney Hutch	Pillowcase Kit	Cecelia Carey
Bunney Hutch	Fat Quarters	Marie Ketsdever
Quilt Cupboard	Pattern	Janice Turpin
Quilt Cupboard	Gift Tin w/Sewing Kit	Phyllis Campbell
Phyllis Campbell	Vase w/Flowers	Lisa Sullivan
Jan Raymond	Book & Pattern	Karen Waterbury
Timeless Quilts	Fat Quarters	Helen Whitaker
Batting Unlimited	Queen Sized Batt	Donna McDaniel
Batting Unlimited	Throw Sized Batt	Sharon Monge
Tranquility Quilts	Gift Certificate	Sonia Das
Tranquility Quilts	Gift Certificate	Beth Swift

The Door Prize Committee is always seeking donations of Thank You note cards and blank note cards. If you have note cards that you would like to donate, please bring them to the Door Prize table at the guild. Thank you in advance.

BLOCK OF THE MONTH

BY DIANE DONEGAN

MAY 2011—WAGON TRACKS

Use Red, White, and Blue material; Unfinished size = 12 1/2" X 12 1/2"

Blue Fabric

Cut 2 squares 5" X 5"

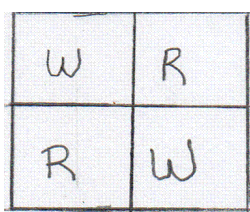

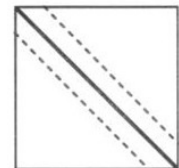
White Fabric

Cut 2 squares 5" X 5"
Cut 1 strip 2 1/2" X 40"

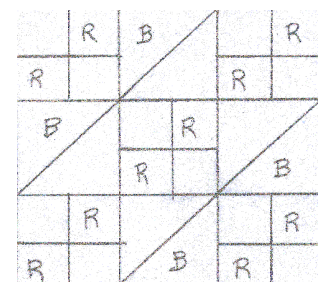
Red Fabric


Cut 1 strip 2 1/2" X 40"

- Place **blue** and **white squares** right sides together. Draw a diagonal line across square. Sew 1/4" seam on both sides of diagonal line, and then cut on the drawn line.
- Square the half square triangles to 4 1/2" x 4 1/2". Repeat one more time. You should have a total of 4 half square triangles.
- Sew **white** strip (2 1/2" x 40") to **red** strip (2 1/2" x 40"). Sub-cut the strip into 10 pieces (2 1/2" X 4 1/2").
- Sew 2 pieces together to make four patches.



- Arrange pieces and sew block as shown in the picture to the far right.





SUNSHINE & SHADOWS

Under the Sunshine & Shadows program, greeting cards are sent to Acacia members to reinforce the feeling that Acacia is a family of quilters not just a loosely connected group of individuals.



Acacia has one of the most active Sunshine & Shadow programs amongst the local guilds which is remarkable for such a small and new group. Sonia Das will be handling Sunshine & Shadows for Acacia this year. Please contact her with news about guild members at 562-429-4477 or soniadas@yahoo.com.

Generally members are sent cards for the following reasons:

- Milestone birthdays (50, 60, 65, 70, 75, 80, 85, 90, 95, 100) – however we won't be publicizing quilters' ages unless they are close to 100
- Milestone anniversaries (25, 30, 40, 50, 60 and beyond).
- "Get well" card for a member or their spouse.
- "Sympathy" card for death of an immediate family member
- "Congratulations" for new babies, grandbabies, great grandbabies, etc.
- "Congratulations" for something super spectacular such as starting a new job, opening a new business, having a quilt selected for a show, winning the lottery, etc
- "Thinking of You" cards when encouragement is needed.
- "Missing You" if a member has missed a few Acacia meetings.
- "Other" category for occasions that deserve a card from the guild.

The following cards have been sent out during the last two months:

- Barbra Riley – *Get Well* card for her burn injuries
- Karen Waterbury – *Get Well* card for her severe ankle/leg injury
- Sue Green – *Thinking of You/Encouragement* card
- Lydia Elder – *Get Well* card for her recent surgery
- Verda – *Congratulations on Your New Home* card for her move to Colorado
- Ralph Smith – *Congratulations on Your New Home* for his move to Colorado
- Sheri Seidentop of The Quilt Cupboard – *Congratulations* card for the birth of her newest grandson

Acacia Fundraiser

We have a fundraiser coming up on **June 17 and 18** at the **Curtis Theatre in Brea**. We have been asked to provide refreshments for a Barbershop Chorus Concert. In return, we will receive donations and be allowed to show and sell tickets for our **Opportunity Quilt**.

We are asking our members to make **cookies, cupcakes, or brownies**. There will be **three performances**: Friday evening, Saturday afternoon, and Saturday evening. We will need approximately **100 dozen baked goods**.

If every member will **donate three dozen**, we will have plenty to offer the attendees. You don't have to wait until the day before to make your goodies - **bake them now, wrap, and freeze**. Then you can **arrange to deliver them to Susan Stokes** for the June 17th performance. We'll also need 2 or 3 members who can help Susan set up the refreshments at each performance and sell tickets on the Opportunity Quilt.




Please call Susan (714) 522-4741 or email her susansquilting@sbcglobal.net to let her know how many cookies, cupcakes or brownies you are making or if you can help her set up.

OPPORTUNITY QUILT

Please remember to turn in the money for the tickets you have already sold and/or pick up tickets to sell from Georgan Zieres.

We will be raffling the quilt in December, and we would appreciate everyone's participation in this fundraiser in the meantime. Thank you in advance for your help!



MEMBERSHIP

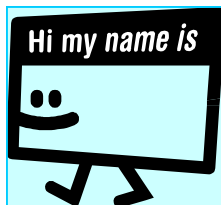
by Sonia Das, Judy Hunsaker, Susann Wood

Jody Burtch, Marie Ketsdever and Carmen Meraz will form the Membership Committee for 2011-2012. Carmen and Marie started by helping at the Membership Table last month. Many thanks to the 2010-2011 Membership Committee and all of their helpers.

Attendance at the May 2011 meeting: 39 members. One guest was present that night. As of May 31, 2011, Acacia has 65 members (including five life members).


The 2011-2012 Membership drive has begun and we are taking renewals at the Membership Desk. The renewal form is available in the newsletter as well as on the website. Membership in the Acacia Quilt Guild is \$25.

**PLEASE WEAR A NAME
TAG TO THE GUILD
MEETING OR ELSE YOU
WILL BE FINED BY
MEMBERSHIP!**



HAVE YOU READ...

The Quilt Story by Tony Johnson and illustrated by Tomie de Paola. It is a picture book that your children (or grandchildren) will enjoy reading. **Summary:** A pioneer mother lovingly stitches a beautiful quilt which warms and comforts her daughter. Many years later, another mother mends and patches it for her little girl. **This book is available to check out at the Buena Park Library.**



Other quilt books for kids at the BP Library are *A Patchwork Quilt* by Valerie Flournoy and *The Christmas Quilt* by Jennifer Chiaverini.



For Your Planning:

(1) The International Quilt Festival, July 29 through 31, Long Beach Convention & Entertainment Center:

- Paid workers are needed to help hang the special exhibit quilts before the Festival, guardians to watch over the quilts during Festival, doorpersons to take tickets, and workers to help with takedown of special exhibit quilts after the show is closed. These positions come with paid parking and free entry for each day they work.
- If interested, send an email with your name, address & phone number to Terri Winsauer from Quilts, Inc. at twinsauer@sbcglobal.net or worktheshow@quilts.com. Please put the show you want to work on the **subject line** of your email.
- Check out the festival webpage at www.quilts.com/worktheshows/LongBeach

(2) African Folklore Embroidery Challenge

- Quilters, fiber and bead enthusiasts, Would you like to win \$ 500 Cash? Enter the 2011 African Folklore Embroidery Challenge.
- Entry forms are now online at www.aflembroidery.com.

GRAND PRIZE: \$500 cash,

2nd prize \$50

3rd prize \$25.00.

- All entrants will receive certificate of participation and be considered for inclusion in a new book.
- All entries will be on display at the International Quilt Festival in Long Beach, African Folklore Embroidery Booth.
- Deadline for entries is **July 15th**.
- Entries from the 2010 African Folklore Embroidery Challenge can be viewed at <http://www.facebook.com/group.php?gid=234386778169&ref=ts>.
- For more information, contact: Leora Raikin at (818) 999-6094 or info@aflembroidery.com.

ACACIA QUILT GUILD

Membership Year: June 1, 2011 – May 31, 2012

Date: _____ **New Member:** _____ **Renewal:** _____

Name: _____ Birthday: _____

Address: _____

City: _____ Zip: _____

Telephone: _____ Cell Phone: _____

E-mail: _____

Can you help Acacia Quilt Guild with any of the following:

- | | |
|--|---|
| <input type="checkbox"/> Setting up at meetings
<input type="checkbox"/> Making coffee at meetings
<input type="checkbox"/> Setting out refreshments at meetings
<input type="checkbox"/> Tidying up after meetings
<input type="checkbox"/> Teaching a class/mini-demo;
<i>What can you teach:</i> _____ | <input type="checkbox"/> Making photocopies
<input type="checkbox"/> Sending out emails
<input type="checkbox"/> Phone Tree
<input type="checkbox"/> Website |
|--|---|

MEMBERSHIP DUES:

\$25.00 (w/o mailed newsletter);

\$43.00* (with mailed newsletter)

**OPTIONAL NEWSLETTER MAILING FEE: \$18.00 (for 12 months)*

The Acacia newsletter is sent to the membership via email and is available for free on the Acacia Quilt Guild website. If you wish to have a newsletter mailed to you, please add \$18.00 to Membership Dues for a total of \$43.00.

Amount: _____ Cash: _____ Check #: _____ (Payable to *Acacia Quilt Guild*)

Dues can be paid at the Membership Desk at General Meetings.

If mailing your application form, please send your form and check to:

Acacia Membership
Attn: Sonia Das
3743 Kallin Avenue
Long Beach, CA 90808


If you have questions, please call or email:
 Sonia Das (562) 429-4477 or
soniadas@yahoo.com

www.acaciaquiltguild.org
We're on the Web!

E-mail: info@acaciaquiltguild.org

P.O. Box 6821
Buena Park, CA 90620

ACACIA QUILT GUILD OF ORANGE COUNTY



The purpose of this guild is:

- To promote cooperation and exchange of ideas among those persons interested in or engaged in quilting
- To further the education and skill levels of the members of this guild
- To preserve the heritage of quilt making and to educate the public as to the significance and history of quilting as an art form as well as an ongoing craft.

UPCOMING SCCQG EVENTS

NO EVENTS IN JUNE. Next event is July 2:

Saturday, July 2, 2011—Annual fundraising Wall Quilt Auction of the Pine Needles Quilt Guild (of Wrightwood); 2:00 PM. All auction proceeds are donated to charities. Quilts may be viewed prior to the auction, starting at 10:00 a.m. in the parking lot of the Steinmann Building on Apple Avenue at the top of Park Drive. For further information contact Marlene Bowman at 760-249-5753

More information about SCCQG events can be found at
<http://www.sccqg.org>
Southern California Council of Quilt Guilds

2010-2011 Officers:

President — Jody Burtch
1st Vice President — Phyllis Campbell
2nd Vice President — Phyllis Campbell
Secretary — Maggie Hajduk
Treasurer — Kim Hogan

2011-2012 Officers:

President — Phyllis Campbell
1st Vice President — Shar Taira
2nd Vice President — vacant
Secretary — Diane MacKill
Treasurer — Donna McDaniel