

Buffet Servery Counters



8' Counter Shown with optional induction units, thermal shelf & VG Food Protector

Models

- MR-6** **MR-10**
- MR-7** **MR-11**
- MR-8** **MR-12**
- MR-9**

► Custom sizes available

- Durable welded 1" stainless steel tubular frame.
- Can be outfitted with any combination of food service equipment
- 10" Recessed plate shelf under top, shelf to match counter top material
- Curved front access door
- Stainless steel toe base, 6" adjustable legs
- Design eliminates unsightly louvers for drop in refrigeration
- Extended countertop design eliminate the need for tray slide
- Stainless steel cabinet on operator's side with undershelf
- Stationary or portable units available
- Dual sided island style counters available

Options & Accessories

Countertop Material

- Quartz
- Solid surface
- Stainless steel
- LED lighting under counter top white or multi colored w/remote dimmer control
- Other _____

Exterior Panels

- Plastic Laminate Body (standard) specify mfg./color _____
- Custom Plastic Laminate Specify mfg. / color _____
- Stainless Steel
- Custom decorative laminate (contact factory)
- Wood Veneer Body (stain color and wood species sample must be provided)
- Low profile, decorative corner guard protection

Counter Heights

- 34" high (standard)
- Available between 31" to 36" specify height: _____

Counter

- Single Side service
- Dual Side; Island Service

Food Protector Style

- FS Power Coated Metal _____Black powder coat _____Stainless Steel
- VG Tubular Style
- Lights for Food Shields _____LED _____incandescent
- Heat lamp strip with lights (over hot food)
- Other _____

Counter Top Display Cases

- Refrigerated Display cases. Make/Model _____
- Heated Display cases Make/Model _____

Hot Wells/Soup Wells

- Standard 500 Watt (@ 208 V/ 1 phase) drop in hot wells
- _____ # of pan openings
- Drop in Soup Wells, 8 qt. _____ 11 qt. _____
- Other, specify: _____

Cold Wells

- NSF 7 drop-in self-contained cold pan with pans sitting flush with countertop
- _____ # of pan openings
- NSF 7 drop-in self contained cold pan with 3" pan recess
- Insulated ice cooled cold pan
- Frost top
- Other, specify _____

Thermal Shelf

- Specify brand/Size _____

Induction Units

- Qty. _____ of induction units.,
- 2400 watt _____
- 1800 watt _____
- 650 watt. _____

Kickplate & Casters

- 6" casters
- Black powder coated kickplate

Plumbing Options

- Manifold drains on hot wells, with shut-off valve (standard)
- Individual drains
- Fill faucet for hot wells

Electrical Options

- Duplex outlet, flush mount Qty. _____ Location _____
- Daisy chain for wiring multiple units together
- Electrical load center
- Single point connection, cord & plug
- Other, specify: _____

Additional Options

- Grommet holes for power cords/utility services
- Utility Drawer
- Hinged doors on operator side
- Cylinder Locks (for hinged doors)
- Pan slides
- Stainless steel adjustable intermediate shelf
- Single door refrigerator; specify brand/model
- Heated Drawers, specify brand/model
- Bread drawer
- Extended Work Ledge on operator side, hinged 5" deep
- Other

Back Lit Accent Panel

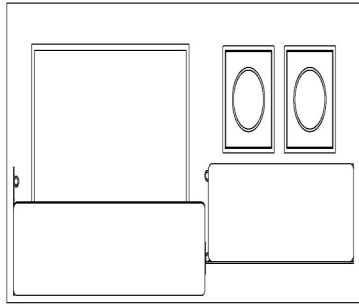
- LED lighting with dimmer control
- Plexiglass _____ Tempered Glass _____
- Vinyl graphic image back lit, consult factory
- Owner provided artwork, consult factory
- Custom back lit media _____ specify

Buffet Servery Counter

Meritage

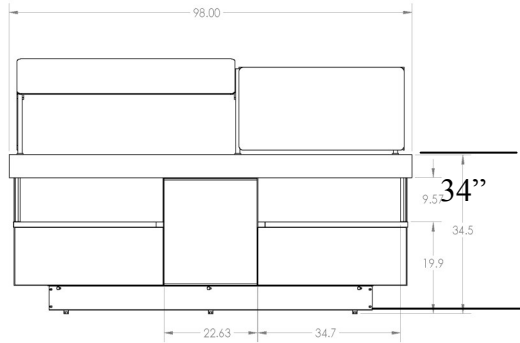


Item #: _____

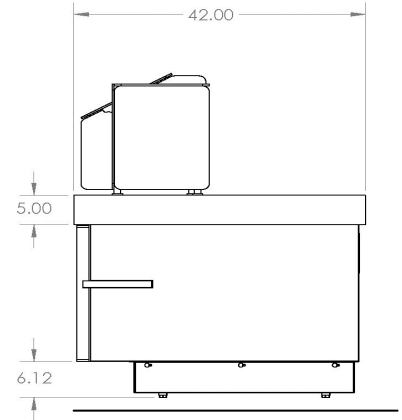


Plan View ▲

← VARIES →



Elevation View ▲



42"

End View ▲

MR6	72" x 42" x 34"
MR7	84" x 42" x 34"
MR8	96" x 42" x 34"
MR9	108" x 42" x 34"
MR10	120" x 42" x 34"
MR11	132" x 42" x 34"
MR12	144" x 42" x 34"

Provide Multiteria Model #MR_____ to be constructed with heavy-duty welded stainless steel tubular frame. Counter top to be made of 3 cm solid surface or quartz material of customer's choice with 5" dropped front edge on all sides. Provide with recessed plate storage shelf the same material as top recessed 10" into the counter frame. Millwork to be customer's choice laminate on 3/4" MDO panels and white liner on inside unexposed backs of panels. Provide with stainless steel toe base.

Provide with customer's choice of food shield options.

Counter made to accept any configuration of drop in units as required by customer and shall be a length and depth to accommodate the drop ins and plate or tray top extension as required.

Due to custom nature of each counter, consult factory for all mechanical load information.

Due to continuing product improvement, units and specifications are subject to change.

MULTITERIA 1444 N. Farnsworth Avenue, Suite 203 Aurora IL 60505
Office: 630-585-1369 Fax: 630-585-1397 www.multiteriausa.com



Due to continuing product improvement, units and specifications are subject to change without notice.