



# Bellwether 2014: *connect*

June 27–October 12, 2014

## Call for sculptures and installation proposals

For its twelfth biennial sculpture exhibition, Bellwether, will feature outdoor installations as well as indoor and outdoor sculpture.

### *Opportunities for as many as*

- √ 20 outdoor sculptures,
  - √ 8 outdoor installations and
  - √ 18 indoor sculptures
- 
- Sited along a  $\frac{3}{4}$  mile route through the heart of Downtown Bellevue, linking two extraordinary venues: Bellevue's award-winning 20-acre Downtown Park, and AIA and AWI-honored City Hall
  - Geographically central location drawing from Seattle and the surrounding region
  - Selection by an outstanding panel of regionally and nationally respected arts professionals
  - Honoraria, shipping and mileage re-imbursement, insurance and free installation

More information: email [mpbyrne@bellevuewa.gov](mailto:mpbyrne@bellevuewa.gov); or call 425-452-4105



# Bellwether 2014: *Connect*

June 27–October 12, 2014

**ENTRY DEADLINE:** February 25, 2014

Dear Artist,

On behalf of the City of Bellevue, I invite you to take part in our twelfth biennial sculpture exhibition, Bellwether 2014: *Connect*. We'll be including outdoor installations and sculpture along a  $\frac{3}{4}$  mile route through the heart of our dynamic Downtown.

Bellwether is a community favorite that draws visitors from throughout Bellevue and the Puget Sound region. The two anchor sites, City Hall and Downtown Park, are terrific venues for showcasing art. The walk that connects them offers a variety of contexts and themes for sculpture or installations. With nearly 45,000 people working in our Downtown, and over 10,000 residents living within a few blocks of the exhibition route, all the sites are well-travelled. This is a great opportunity to display your art to a sophisticated, multicultural audience.

Our community is a dynamic cultural center serving King County's Eastside, and this recurring exhibition contributes to the excitement that characterizes our growing city. The Arts Commission is committed to making sure that Bellwether is an outstanding experience for artists as well as the community. Please join us by submitting your entry. I hope to see you at the opening celebration on June 27th.

Sincerely,

A handwritten signature in dark ink, appearing to read "Claudia Balducci".

Claudia Balducci, Mayor  
City of Bellevue, Washington



City Hall Plaza



Downtown Park



# GENERAL INFORMATION

## Briefly:

Site*	Sculpture or Installation	Indoor or Outdoor	Scale & Durability*	Approx. # of Opportunities	Honoraria	Transport/Travel reimbursement
Downtown Park	Sculpture	Outdoor	Med. – Lg. Very Sturdy	13	\$600	Up to \$500
City Hall	Sculpture	Indoor	Sm. To med. Sturdy	18	\$300	Up to \$500
City Hall Plaza	Sculpture	Outdoor	Sm. To Med. Sturdy	7	\$600	Up to \$500
Privately owned locations	Installations**	Outdoor	Varies Very Sturdy	8	\$1,000	Up to \$500

\*Most sites are unsupervised. Limited security is provided at City-owned sites. \*\*See Installation details sheet, enclosed.

**Sites:** Bellwether 2014: Connect (BW) is sited along a ¾ mile route from Bellevue City Hall to the Downtown Park, tracing part of a future permanent Art Walk. City Hall and the Downtown Park are BW's anchor sites and will focus on sculpture. Between them, publicly and privately-owned sites will host up to eight installations, creating the temporary art walk path. Please see Installation Supplemental Information sheet enclosed for more information about installations.

**Selection Criteria:** Sculptures and installations will be selected based on quality and aesthetic appeal. Entries aligning with BW's theme will then receive preferred consideration.

**Jury and selection process:** This will be a competitive entry process juried by a panel of regionally and nationally recognized arts professionals. The panel will create a shortlist of selected entries, followed by a review by the City to consider questions of feasibility, liability and theme consistency.

**Additional Reimbursement Opportunities:** A limited amount of additional funds for shipping reimbursement is available. Artists whose work is selected for BW may request an application for additional shipping reimbursement. Additional reimbursement decisions will be made on a case-by-case basis.

## Installation:

*Outdoor Sculptures* ~ Free professional installation

*Indoor sculptures* ~ Installed by artist with limited, free professional assistance

*Installations* ~ Installed by artist with limited, free professional assistance

Please complete both sides of the enclosed Sculpture Install Worksheet and submit with your entry. Feel free to contact Bellwether staff with questions.

**Loan Agreement:** Each selected artist or authorized artist representative will sign a loan agreement with the City, authorizing the display of a selected sculpture for the duration of BW.

**Insurance:** Exhibited sculptures and installations will be insured by the City of Bellevue for the duration of their display in BW, with a deductible of \$200. If applied, this deductible will be the responsibility of each artist. Specific terms for insurance are included in the loan agreement.

**Sales:** Works in the exhibition may be listed for sale, and the City takes no commission. We'll be delighted if your work sells and ask that any work sold during BW remain in the exhibition until it closes.

## BELLWETHER 2014 THEME: Connect

Over the past three exhibitions, the theme has expanded from a focus on sustainable connections with the earth to include ideas of how a rapidly diversifying city such as Bellevue can sustain a sense of community as it grows and changes. For 2014 we pare down this idea to its essence: how we connect - with each other, with community, and with the earth.

*All entries regardless of theme are welcome.*

## ENTRY INSTRUCTIONS

**Number of Entries:** Each artist may enter any combination of up to five sculptures and installations. Each art work entered must be no more than five years old.

**Submission:** By mail or delivery. Unfortunately we don't have the capacity to accept a large number of entries online. References to websites will not be considered entries.

### All entries must include:

- Images:** Include images of sculptures and installations to be entered in BW in order of priority.
  - For each entered sculpture and or installation (up to five total), include three digital images that show three separate views of the entered artwork.
  - Provide one digital image each of three other, non-entered sculptures from your body of work.

**Image Format:** digital stills, submitted on CD, either .jpeg or .tiff format.

**Size/Resolution:** At least 3"x5" size at 256 dpi resolution.

*Only digital images will be reviewed.*

### 2. Labeling/Image List:

Please use enclosed Image list form.

- (a) For each image submitted (entered and non-entered), digitally title according to:  
Submission #X (corresponding to Image list form, enclosed)\_Artist's Last Name\_Work Title  
(eg.: 3a\_Corson\_The Root)
- (b) Please complete and submit the enclosed Image List with your entry submission. At your request we will be happy to send a digital form to fill out and return or they can be found at [www.bellevuewa.gov/Bellwether2014.htm](http://www.bellevuewa.gov/Bellwether2014.htm).

### 3. Statement:

Provide a brief statement (maximum 3 paragraphs) in digital form about each entered work. (.pdf, .doc or .docx.) This statement, which we may work with you to edit, will be posted near your work and published in the BW catalog and online on BW's web page.

### 4. Resume:

Submit a maximum of five, one-sided 8.5"x11" pages in digital form. (.pdf, .doc or .docx format.) Please include the following contact information:

- full name
- email address
- day and evening phone number

## MAIL & DELIVERY

Mail/deliver entries to:

Bellwether 2014: Connect  
City of Bellevue Arts Program  
450-110th Avenue NE  
Bellevue, WA 98004

## CALENDAR

Entries Due (received): February 25, 2014

Notification of Selection: April 18, 2014

Sculptures/Installations Delivered: June 16-25, 2014

Opening Celebration: June 27, 2014, evening

Sculptures Pick-Up: October 13-October 16, 2014

*All dates subject to change*

## THE FINE PRINT

All entered sculptures and installations should be available for the duration of BW. Please do not commit entered work to a conflicting exhibition before BW's published deadline for notification, April 18, 2014, 5 PM PDST

Alternative works may be requested.

If a selected artist declines to include his/her work in BW, an alternative artist will be selected.

The City does not guarantee that materials submitted in addition to those requested herein will be reviewed.

Artists who want submitted materials returned must include a self-addressed envelope with appropriate postage. While every effort will be made to return materials as requested, materials return cannot be guaranteed.

## SELECTION PANEL

The sculptures and installations featured in BW 2014 will be selected by a panel of three arts professionals of national and international stature. Panelists are chosen based on their artistic and curatorial experience and expertise. We are currently selecting panelists. Feel free to check the BW website\* \* for updates.

## CITY OF BELLEVUE ARTS COMMISSION

Genevieve Tremblay, Chair

Trudi Jackson, Vice Chair

Tracy Cole\*

Arina Fateeva\*

Hugo Ludeña\*

Philip Malkin\*

Paul Manfredi\*

\*Bellwether 2014 Committee Member

## BELLWETHER 2014 PARTNERS INCLUDE

Bellevue Department of Planning & Community Development  
Bellevue Department of Parks & Community Services  
Bellevue Department of Civic Services  
4Culture, King County's Cultural Services Agency

## FOR MORE INFORMATION

Contact Bellwether 2014 manager:

Mary Pat Byrne

- [mpbyrne@bellevuewa.gov](mailto:mpbyrne@bellevuewa.gov)
- 425-452-4105

\* \* Visit [www.bellevuewa.gov/Bellwether2014.htm](http://www.bellevuewa.gov/Bellwether2014.htm)

To view photos of possible sites and artwork exhibited in Bellwether 2012 please visit:  
[www.facebook.com/bellevueartsprogram](https://www.facebook.com/bellevueartsprogram)



# Bellwether 2014: *Connect*

## IMAGE LIST

Name: \_\_\_\_\_ Phone: \_\_\_\_\_  
Email: \_\_\_\_\_ Preferred contact: email: ☐ phone: ☐

### I. Entered Work (up to five) in order of preference

1. Title: \_\_\_\_\_ Materials: \_\_\_\_\_  
Dimensions (including base): H: \_\_\_\_\_ W: \_\_\_\_\_ D: \_\_\_\_\_ Weight: \_\_\_\_\_  
Indoor: ☐ Outdoor: ☐ Either: ☐ Year completed: \_\_\_\_\_ For sale? Yes: ☐ No: ☐ Sale price: \_\_\_\_\_
  - 1a. Angle of view in photo: Front: ☐ Back: ☐ Side: ☐ Other: \_\_\_\_\_
  - 1b. Angle of view in photo: Front: ☐ Back: ☐ Side: ☐ Other: \_\_\_\_\_
  - 1c. Angle of view in photo: Front: ☐ Back: ☐ Side: ☐ Other: \_\_\_\_\_
2. Title: \_\_\_\_\_ Materials: \_\_\_\_\_  
Dimensions (including base): H: \_\_\_\_\_ W: \_\_\_\_\_ D: \_\_\_\_\_ Weight: \_\_\_\_\_  
Indoor: ☐ Outdoor: ☐ Either: ☐ Year completed: \_\_\_\_\_ For sale? Yes: ☐ No: ☐ Sale price: \_\_\_\_\_
  - 2a. Angle of view in photo: Front: ☐ Back: ☐ Side: ☐ Other: \_\_\_\_\_
  - 2b. Angle of view in photo: Front: ☐ Back: ☐ Side: ☐ Other: \_\_\_\_\_
  - 2c. Angle of view in photo: Front: ☐ Back: ☐ Side: ☐ Other: \_\_\_\_\_
3. Title: \_\_\_\_\_ Materials: \_\_\_\_\_  
Dimensions (including base): H: \_\_\_\_\_ W: \_\_\_\_\_ D: \_\_\_\_\_ Weight: \_\_\_\_\_  
Indoor: ☐ Outdoor: ☐ Either: ☐ Year completed: \_\_\_\_\_ For sale? Yes: ☐ No: ☐ Sale price: \_\_\_\_\_
  - 3a. Angle of view in photo: Front: ☐ Back: ☐ Side: ☐ Other: \_\_\_\_\_
  - 3b. Angle of view in photo: Front: ☐ Back: ☐ Side: ☐ Other: \_\_\_\_\_
  - 3c. Angle of view in photo: Front: ☐ Back: ☐ Side: ☐ Other: \_\_\_\_\_
4. Title: \_\_\_\_\_ Materials: \_\_\_\_\_  
Dimensions (including base): H: \_\_\_\_\_ W: \_\_\_\_\_ D: \_\_\_\_\_ Weight: \_\_\_\_\_  
Indoor: ☐ Outdoor: ☐ Either: ☐ Year completed: \_\_\_\_\_ For sale? Yes: ☐ No: ☐ Sale price: \_\_\_\_\_
  - 4a. Angle of view in photo: Front: ☐ Back: ☐ Side: ☐ Other: \_\_\_\_\_
  - 4b. Angle of view in photo: Front: ☐ Back: ☐ Side: ☐ Other: \_\_\_\_\_
  - 4c. Angle of view in photo: Front: ☐ Back: ☐ Side: ☐ Other: \_\_\_\_\_
5. Title: \_\_\_\_\_ Materials: \_\_\_\_\_  
Dimensions (including base): H: \_\_\_\_\_ W: \_\_\_\_\_ D: \_\_\_\_\_ Weight: \_\_\_\_\_  
Indoor: ☐ Outdoor: ☐ Either: ☐ Year completed: \_\_\_\_\_ For sale? Yes: ☐ No: ☐ Sale price: \_\_\_\_\_
  - 5a. Angle of view in photo: Front: ☐ Back: ☐ Side: ☐ Other: \_\_\_\_\_
  - 5b. Angle of view in photo: Front: ☐ Back: ☐ Side: ☐ Other: \_\_\_\_\_
  - 5c. Angle of view in photo: Front: ☐ Back: ☐ Side: ☐ Other: \_\_\_\_\_

### II. Non-Entered Work (up to three)

6. Title: \_\_\_\_\_  
Materials: \_\_\_\_\_  
Dimensions: H: \_\_\_\_\_ W: \_\_\_\_\_ D: \_\_\_\_\_ Year completed: \_\_\_\_\_
7. Title: \_\_\_\_\_  
Materials: \_\_\_\_\_  
Dimensions: H: \_\_\_\_\_ W: \_\_\_\_\_ D: \_\_\_\_\_ Year completed: \_\_\_\_\_
8. Title: \_\_\_\_\_  
Materials: \_\_\_\_\_  
Dimensions: H: \_\_\_\_\_ W: \_\_\_\_\_ D: \_\_\_\_\_ Year completed: \_\_\_\_\_



# Sculpture Install Worksheet

Submit one completed worksheet per sculpture entered (maximum of 5) with your submission; make copies of the worksheet as needed.

Name: \_\_\_\_\_  
Address: \_\_\_\_\_  
\_\_\_\_\_

Phone: \_\_\_\_\_  
Alt Ph: \_\_\_\_\_  
Fax: \_\_\_\_\_

Email: \_\_\_\_\_  
Website: \_\_\_\_\_  
Preferred contact: ☐ email ☐ phone

Title of work: \_\_\_\_\_ ☐ indoor ☐ outdoor ☐ either

media:	
max height:	
max width:	
max depth:	
sculpture weight:	
base: <input type="checkbox"/> yes <input type="checkbox"/> no	
base dimensions: H: W: D:	
base weight:	

*Accurate specifications must be provided. Inaccurate or incomplete information may result in disqualification.*

Has the work been installed before? ☐ yes ☐ no

Describe installation support system:

---

---

---

---

*It is critical that artwork be structurally sound and all installation support systems be suitable for seismic and secure installation.*

## Artwork Installation

All outdoor sculptures will be installed by a city art installation contractor.

All indoor sculptures will be installed by the artist or an artist representative. Limited assistance will be provided for indoor sculptures.

Artist is responsible for coordinating delivery and/or shipment of sculpture for installation.

Artist may contract separately with city contractor's for assistance with packing, crating, and/or shipping.

## Dates

Artist or artist representative must be available on the following dates:

**February 25 to April 15, 2014:**

to respond to questions via phone or email correspondence

**June 11 to 27, 2014:**

to ensure delivery of artwork to the city contractor

**October 13 to 17, 2014:**

to ensure retrieval/shipping of artwork

## Questions?

Contact Exhibition Manager

Mary Pat Byrne: [mpbyrne@bellevuewa.gov](mailto:mpbyrne@bellevuewa.gov)

425-452-4105




Complete and submit with your entry. Entries due February 25, 2014.



# Sculpture Install Diagram

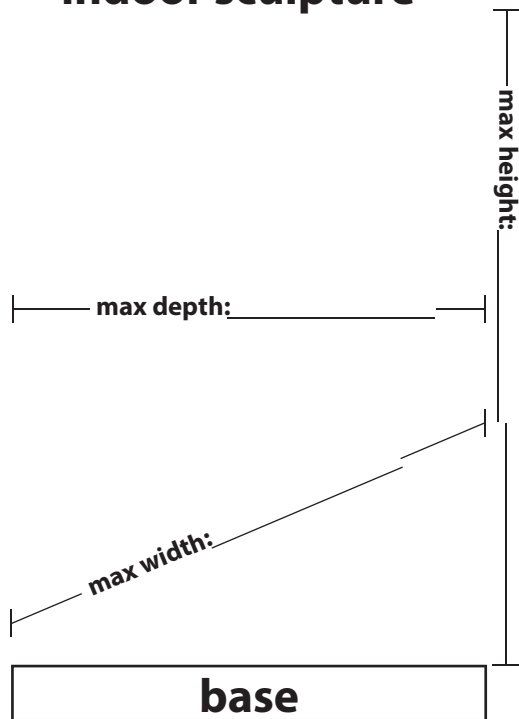
## plan view

indicate foot print (on wall or ground):  
anchor point(s) with distance from center line



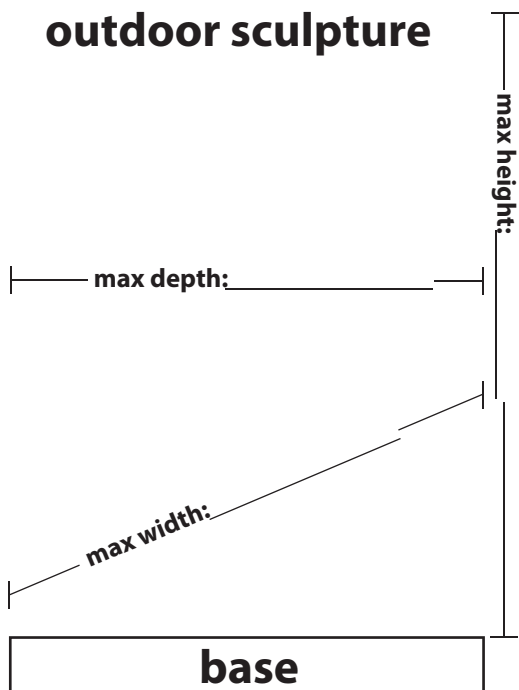
## indoor sculpture

wall (indicate wall attachments if needed)

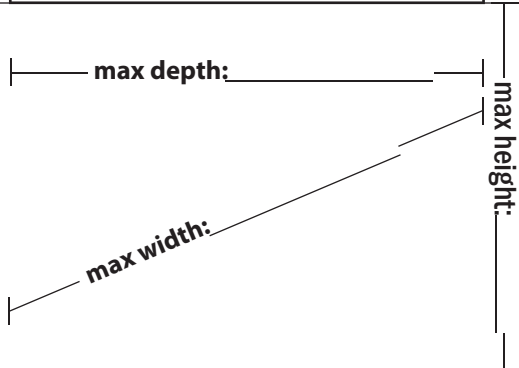


## outdoor sculpture

aboveground



underground



indicate **base** attachment:  
type & dimensions

indicate **underground** attachment:  
type & dimensions



# Installations Supplemental Information Sheet

**Installations defined.** For BW purposes, we are defining installations roughly as site-specific art works. To encourage more installations along the route between City Hall and the Downtown Park, and to acknowledge the additional challenges these sites represent, we are offering a special honorarium rate for installations that are chosen for sites “along the route.”

**Potential Installation Locations.** The following locations are tentative, pending the property owner/manager’s agreement to participate.

1. Bellevue Transit Center or plaza directly south

Comments: Transit Center itself is a block-long, narrow facility. Most likely there is no ground level opportunity. Lighting and applications in rafters are more likely opportunities. To the immediate south is a large, open plaza which accommodates both cars (valet parking for a restaurant) and pedestrians. The plaza may be used as a possible site in addition to the Transit Center.

2. Planting beds along north side of the Galleria, next to Rock Bottom Restaurant and Brewery

Comment: Approx 275’ long x 16’ at widest point & about 8’ wide at narrow point. Bed should have minimal or no disruption.

3. Pedestrian Corridor, between 106th and Bellevue Way.

Comment: could include planting bed treatments and fence treatments. Power available in several locations.

4. Bellevue Way NE between NE 6th and NE 4th

Construction planned along Bellevue Way makes opportunities uncertain. Light pole applications are available.

**Vetting the Panel Recommendations.** Roughly eight outdoor installation proposals may be sited between City Hall and Downtown Park. However, the selection panel will be encouraged to recommend more than eight proposals, identifying their top selections. Each recommended proposal will be vetted by professional art installers and city staff to assess the following aspects of the proposal.

- Are needed resources, such as electricity, available at the site?
- Can the installation be installed and removed in a way that makes site restoration reasonably easy?
- Are the proposed materials and assembly durable enough to last the exhibition with minimal maintenance?
- Are there any public safety issues posed?
- Is the artist or artist team willing to work with property owners as well as exhibition staff and other City representatives to tailor the installation for the site selected?





**BELLWETHER**  
*Connect*  
BELLEVUE2014

**S** Downtown Park:  
sculptures  
about 13

**i** Pedestrian Corridor at Paccar:  
installation on walkway

**i** SRO Property:  
installation

**i** Planting Bed/Galleria:  
installation

**i** Transit Center:  
installation

**i** City Center Plaza:  
installation

**S** City Hall:  
outdoor sculptures  
about 7

**S** City Hall:  
indoor sculptures  
about 18

100TH AVE NE  
101ST AVE NE  
102ND AVE NE  
103RD AVE NE  
104TH AVE NE  
105TH AVE NE  
106TH AVE NE  
107TH AVE NE  
108TH AVE NE  
109TH AVE NE  
110TH AVE NE  
111TH AVE NE  
112TH AVE NE  
113TH AVE NE  
114TH AVE NE  
115TH AVE NE  
116TH AVE NE  
117TH AVE NE  
118TH AVE NE  
119TH AVE NE  
120TH AVE NE  
121ST ST  
122ND ST  
123RD ST  
124TH ST  
125TH ST  
126TH ST  
127TH ST  
128TH ST  
129TH ST  
130TH ST  
131ST ST  
132ND ST  
133RD ST  
134TH ST  
135TH ST  
136TH ST  
137TH ST  
138TH ST  
139TH ST  
140TH ST  
141ST ST  
142ND ST  
143RD ST  
144TH ST  
145TH ST  
146TH ST  
147TH ST  
148TH ST  
149TH ST  
150TH ST  
151ST ST  
152ND ST  
153RD ST  
154TH ST  
155TH ST  
156TH ST  
157TH ST  
158TH ST  
159TH ST  
160TH ST  
161ST ST  
162ND ST  
163RD ST  
164TH ST  
165TH ST  
166TH ST  
167TH ST  
168TH ST  
169TH ST  
170TH ST  
171ST ST  
172ND ST  
173RD ST  
174TH ST  
175TH ST  
176TH ST  
177TH ST  
178TH ST  
179TH ST  
180TH ST  
181ST ST  
182ND ST  
183RD ST  
184TH ST  
185TH ST  
186TH ST  
187TH ST  
188TH ST  
189TH ST  
190TH ST  
191ST ST  
192ND ST  
193RD ST  
194TH ST  
195TH ST  
196TH ST  
197TH ST  
198TH ST  
199TH ST  
200TH ST  
201ST ST  
202ND ST  
203RD ST  
204TH ST  
205TH ST  
206TH ST  
207TH ST  
208TH ST  
209TH ST  
210TH ST  
211ST ST  
212ND ST  
213RD ST  
214TH ST  
215TH ST  
216TH ST  
217TH ST  
218TH ST  
219TH ST  
220TH ST  
221ST ST  
222ND ST  
223RD ST  
224TH ST  
225TH ST  
226TH ST  
227TH ST  
228TH ST  
229TH ST  
230TH ST  
231ST ST  
232ND ST  
233RD ST  
234TH ST  
235TH ST  
236TH ST  
237TH ST  
238TH ST  
239TH ST  
240TH ST  
241ST ST  
242ND ST  
243RD ST  
244TH ST  
245TH ST  
246TH ST  
247TH ST  
248TH ST  
249TH ST  
250TH ST  
251ST ST  
252ND ST  
253RD ST  
254TH ST  
255TH ST  
256TH ST  
257TH ST  
258TH ST  
259TH ST  
260TH ST  
261ST ST  
262ND ST  
263RD ST  
264TH ST  
265TH ST  
266TH ST  
267TH ST  
268TH ST  
269TH ST  
270TH ST  
271ST ST  
272ND ST  
273RD ST  
274TH ST  
275TH ST  
276TH ST  
277TH ST  
278TH ST  
279TH ST  
280TH ST  
281ST ST  
282ND ST  
283RD ST  
284TH ST  
285TH ST  
286TH ST  
287TH ST  
288TH ST  
289TH ST  
290TH ST  
291ST ST  
292ND ST  
293RD ST  
294TH ST  
295TH ST  
296TH ST  
297TH ST  
298TH ST  
299TH ST  
300TH ST  
301ST ST  
302ND ST  
303RD ST  
304TH ST  
305TH ST  
306TH ST  
307TH ST  
308TH ST  
309TH ST  
310TH ST  
311ST ST  
312ND ST  
313RD ST  
314TH ST  
315TH ST  
316TH ST  
317TH ST  
318TH ST  
319TH ST  
320TH ST  
321ST ST  
322ND ST  
323RD ST  
324TH ST  
325TH ST  
326TH ST  
327TH ST  
328TH ST  
329TH ST  
330TH ST  
331ST ST  
332ND ST  
333RD ST  
334TH ST  
335TH ST  
336TH ST  
337TH ST  
338TH ST  
339TH ST  
340TH ST  
341ST ST  
342ND ST  
343RD ST  
344TH ST  
345TH ST  
346TH ST  
347TH ST  
348TH ST  
349TH ST  
350TH ST  
351ST ST  
352ND ST  
353RD ST  
354TH ST  
355TH ST  
356TH ST  
357TH ST  
358TH ST  
359TH ST  
360TH ST  
361ST ST  
362ND ST  
363RD ST  
364TH ST  
365TH ST  
366TH ST  
367TH ST  
368TH ST  
369TH ST  
370TH ST  
371ST ST  
372ND ST  
373RD ST  
374TH ST  
375TH ST  
376TH ST  
377TH ST  
378TH ST  
379TH ST  
380TH ST  
381ST ST  
382ND ST  
383RD ST  
384TH ST  
385TH ST  
386TH ST  
387TH ST  
388TH ST  
389TH ST  
390TH ST  
391ST ST  
392ND ST  
393RD ST  
394TH ST  
395TH ST  
396TH ST  
397TH ST  
398TH ST  
399TH ST  
400TH ST  
401ST ST  
402ND ST  
403RD ST  
404TH ST  
405TH ST  
406TH ST  
407TH ST  
408TH ST  
409TH ST  
410TH ST  
411ST ST  
412ND ST  
413RD ST  
414TH ST  
415TH ST  
416TH ST  
417TH ST  
418TH ST  
419TH ST  
420TH ST  
421ST ST  
422ND ST  
423RD ST  
424TH ST  
425TH ST  
426TH ST  
427TH ST  
428TH ST  
429TH ST  
430TH ST  
431ST ST  
432ND ST  
433RD ST  
434TH ST  
435TH ST  
436TH ST  
437TH ST  
438TH ST  
439TH ST  
440TH ST  
441ST ST  
442ND ST  
443RD ST  
444TH ST  
445TH ST  
446TH ST  
447TH ST  
448TH ST  
449TH ST  
450TH ST  
451ST ST  
452ND ST  
453RD ST  
454TH ST  
455TH ST  
456TH ST  
457TH ST  
458TH ST  
459TH ST  
460TH ST  
461ST ST  
462ND ST  
463RD ST  
464TH ST  
465TH ST  
466TH ST  
467TH ST  
468TH ST  
469TH ST  
470TH ST  
471ST ST  
472ND ST  
473RD ST  
474TH ST  
475TH ST  
476TH ST  
477TH ST  
478TH ST  
479TH ST  
480TH ST  
481ST ST  
482ND ST  
483RD ST  
484TH ST  
485TH ST  
486TH ST  
487TH ST  
488TH ST  
489TH ST  
490TH ST  
491ST ST  
492ND ST  
493RD ST  
494TH ST  
495TH ST  
496TH ST  
497TH ST  
498TH ST  
499TH ST  
500TH ST  
501ST ST  
502ND ST  
503RD ST  
504TH ST  
505TH ST  
506TH ST  
507TH ST  
508TH ST  
509TH ST  
510TH ST  
511ST ST  
512ND ST  
513RD ST  
514TH ST  
515TH ST  
516TH ST  
517TH ST  
518TH ST  
519TH ST  
520TH ST  
521ST ST  
522ND ST  
523RD ST  
524TH ST  
525TH ST  
526TH ST  
527TH ST  
528TH ST  
529TH ST  
530TH ST  
531ST ST  
532ND ST  
533RD ST  
534TH ST  
535TH ST  
536TH ST  
537TH ST  
538TH ST  
539TH ST  
540TH ST  
541ST ST  
54



BELLWETHER  
Connect  
BELLEVUE2014

**S** Downtown Park:  
**sculptures**  
about 13

NE 6TH ST

# iSR0 Property: installation

# Planting Bed/Galleria: installation

# Transit Center: Installation

Along Bellevue Way NE

**i**  
City Center Plaza:  
**installation**

**S**City Hall:  
**outdoor sculptures**  
about 7

City Hall:  
**indoor sculptures**  
about 18



## Checklist

- ☐ **CD of:**
  - ☐ Digital Images
  - ☐ Statements
  - ☐ Resumé
  - ☐ Installations Proposals (if any)
    - ☐ Installations concepts and/or statement
    - ☐ Installations sketches, plan view and elevation
    - ☐ Images of past installations
- ☐ **Image List** (may be included on CD)
- ☐ **Sculpture Install Worksheet** (both sides)
- ☐ **Self Addressed, Stamped Envelope** (optional)

### Mail/Deliver to:

Bellwether 2014: Connect  
City of Bellevue Arts Program  
450 - 110th Avenue NE  
Bellevue, WA 98004

Entries due February 25, 2014

