

ICT CLASS-V REINFORCEMENT WORKSHEET-I

Term-I Session 2014-15



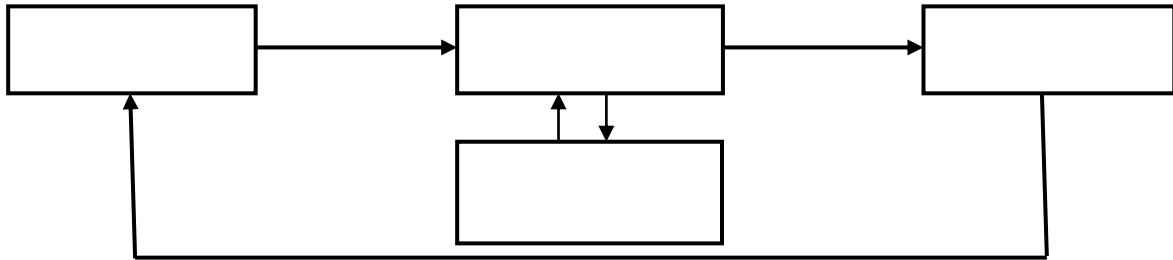
The City School

PAF Chapter
Junior Section

Name : _____ Class: Junior V Sec: _____ Date: _____

A. Answer the following questions.

1. Define the IPO CYCLE. And complete its flow diagram



2. Why do you need to connect the computers in a network?

3. In a school network, can you give a print command from ten different computers to one printer? Justify your answer.

4. What is a Modem?

5. Name the four types of network.

- i. _____
- ii. _____
- iii. _____
- iv. _____

6. Give the steps for inserting table in a document using the Insert Table .. option.

7. How can you add a new row in the middle of an existing table? If yes, give the steps.

8. How can Table Styles feature be applied to an existing table?

9. What is a cell?

10. How is a table with four rows and two columns created using the Draw Table option?

11. How do you insert pictures in a document?

12. What is a Clip Art?

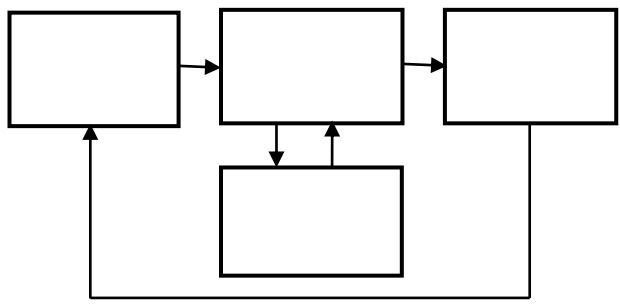
13. Give the steps to insert page numbers in a document?

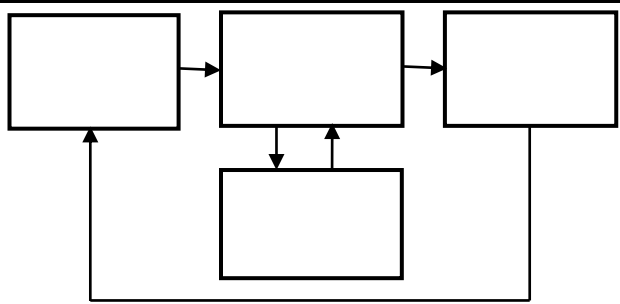
14. Give the steps to repeat rows on top of the table on every page.

15. (a) Complete the following table:

ABBREVIATION	FULL FORM	COMMUNICATION CHANNELS USED	RANGE
		Bluetooth, Cables	
			Within a room, building or a campus
MAN			
	Wide Area Network		

15. (b) Write steps to Group two or more shapes together.

<p>Q16.(a) Explain the Input-Process-Output cycle of generating a Report Card on a computer.</p>	<p>Q16.(b) Complete the IPO diagram of generating a Report Card on a computer.</p>
<hr/> <hr/> <hr/> <hr/>	

<p>Q17.(a) Explain the Input-Process-Output cycle of adding two numbers using a computer.</p>	<p>Q17.(b) Complete the IPO diagram of adding two numbers using a computer.</p>
<hr/> <hr/> <hr/> <hr/>	

Q18. Define the following:

a) Input: _____

b) Process: _____

c) Output: _____

Q19. Give steps to Delete a column in a table.

Q20. How can we change the arrow head a line and shift it to the other end.
