

Mail documents to: VisaHQ.co.uk Ltd.
18 Spring Street
London W2 3RA
Tel: 0800 567 7692



Christmas Island Tourist visa Application



Please enter your contact information

Name:

Email:

Tel: **Mobile:**

The latest date you need your passport returned in time for your travel:



Christmas Island tourist visa checklist

- Filled out and signed Christmas Island tourist visa application form.** The form is enclosed.
- Original passport.** Passport must have at least 6 months remaining validity and have at least 1 visa page.
- 1 Photographs.** Standard passport photographs 35mm x 45mm on a white background.
- Payment.** Credit Card Authorization form, Postal Order payable to VisaHQ.co.uk.
- Return mailer.** Prepaid self-addressed return label or payment for Royal Mail.


If you wish to prepay return shipping, please add the shipping fee to the total and provide return address:

<input type="checkbox"/> Royal Mail Special Delivery by 1 pm (Next Day) - from £9	Name: <input type="text"/>
<input type="checkbox"/> Same day Central London courier delivery - from £12	Company: <input type="text"/>
<input type="checkbox"/> Royal Mail Special Delivery Saturday Guarantee before 1pm (Next Day) - from £17	Address: <input type="text"/>
<input type="checkbox"/> Royal Mail Special Delivery by 9 am (Next Day) - from £20	City: <input type="text"/>
<input type="checkbox"/> Royal Mail Special Delivery Saturday Guarantee before 9am (Next Day) - from £23	Postal Code: <input type="text"/>
<input type="checkbox"/> UK Next Day courier delivery - from £25	
<input type="checkbox"/> Prepaid self addressed mailer - £0	
<input type="checkbox"/> Local pick up in London - £0	

- Itinerary.** Copy of round trip tickets or itinerary.

Mail documents to: VisaHQ.co.uk Ltd.
18 Spring Street
London W2 3RA

Tel: 0800 567 7692




- Bank Statement.** Copy of a recent bank statement showing proof of sufficient funds.

- Employment Letter.** A letter from your employer/school (on business letterhead, with contact details), stating that a leave of absence has been granted and that you will be returning to your current job. If you are self-employed, include a copy of your business license and tax return. If you are retired please submit proof of your retirement fund.

- Personal Letter.** A personal letter from the applicant addressed to the Embassy of Christmas Island, explaining the purpose of the trip, dates of travel, cities to be visited, and place of accommodation. The letter must original and bear a signature of the applicant.

Mail documents to: VisaHQ.co.uk Ltd.
18 Spring Street
London W2 3RA
Tel: 0800 567 7692




Christmas Island tourist visa fees for citizens of United Arab Emirates

	Type of visa	Max. validity	Embassy fee	Our fee	VAT	Processing time	Total
<input type="checkbox"/>	Single entry	up to 90 days	£52.00	£34.95	£6.99	15 business days	£93.94

This order is subject to Terms of Service, posted on VisaHQ website.
All fees and requirements may change without notice.

Mail documents to: VisaHQ.co.uk Ltd.
18 Spring Street
London W2 3RA
Tel: 0800 567 7692



Credit Card Authorization Form

By signing this form i accept VisaHQ.co.uk Terms of Service and authorize to charge my credit card for the amount of £

Name on the Credit Card:

Credit Card number:

Exp. date:

Credit Card Billing Address:

Signature:

Comments:

Name on the Credit Card:		
Credit Card number:		
Exp. date:	CVC:	
Credit Card Billing Address:		
Signature:		
Comments:		

Thank you!
We accept all major credit cards.





Australian Government

Department of Immigration
and Citizenship

Application to visit Australia for tourism or other recreational activities

Form

48R

Important – Please read this information carefully before you complete your application. Once you have completed your application we strongly advise that you keep a copy for your records.

Who should use this form?

Use this form if you are outside Australia to apply for a Tourist visa to visit Australia for tourism or other recreational activities (holiday, sightseeing, social or recreational reasons, to visit relatives or friends, or other short-term non-work purposes including study).

- If you want to apply for a Sponsored Family Visitor visa, you will need to complete form 48S, and your sponsor will need to complete form 1149.
- If you intend visiting Australia for medical treatment you should use form 48ME.
- If you intend to study in Australia for more than 3 months you should apply for a student visa. Please contact the nearest Australian overseas mission for information on student visa applications, including the correct application form.
- If you intend visiting Australia for a short business trip (including attending a conference) you should use form 456.

You must complete all questions in all sections. Failure to answer any question completely and accurately may result in the application being refused, or the visa may be cancelled at a later date.

Type of visas

A visa must be obtained **BEFORE** travelling to Australia. A visitor visa granted following the processing of this application may be in the form of a label, placed in your passport. A visa may be for a single entry or for multiple entries. Following an assessment of your application by a visa officer, a decision will be made on whether or not to grant a visa and for what period of time. The type of visa, length of stay, conditions and a number of entries will be indicated on your visa label or in the letter the Department of Immigration and Citizenship (the department) will send you if you are granted the visa.

You can apply for the following type of visa:

Tourist visa, class TR, subclass 676

This visa can be applied for from outside Australia (offshore) or in Australia.

Visa validity

This visa generally allows stays of 3 or 6 months in Australia, although a stay of up to 12 months can be granted. A stay beyond 12 months is **ONLY** granted where 'exceptional' circumstances exist.

It may be granted for a single entry or multiple entries within a specified period. Generally, this visa allows people to enter Australia within 12 months from the date of grant.

It should be noted, however, under Australia's migration regulations, decision-makers may grant a Tourist visa permitting the visa holder to travel to and to remain in Australia for a specified period that they see as appropriate. In some circumstances the stay period granted may be less than the stay period requested by the applicant.

For more detailed information check the department's website www.immi.gov.au/e_visa/visitors.htm

Ways to apply

There are 3 ways to apply for a Tourist visa:

- electronically over the internet;
- on a paper application form; or
- via a Service Delivery Partner (SDP). SDPs provide visa application services on behalf of the department in some countries. For more detailed information, and to check if an SDP is available in your country, please visit the *Contact Us* web page on the department's website at www.immi.gov.au/contacts/overseas/

To apply for a Tourist visa from outside Australia:

- Applications for a Tourist visa may be made via the internet using registered travel agents, airline services, using a SDP or by applicants applying directly on the internet. To apply through the internet, you must hold an eligible passport. A list of eligible countries for this service is available from the department's website www.immi.gov.au/e_visa/
- Alternatively, applications for a Tourist visa may also be made on a paper application form at an Australian Embassy, High Commission or Consulate.

To apply for a Tourist visa in Australia:

- An application for a total stay of up to 6 months from the date the applicant last entered Australia on an Electronic Travel Authority (Visitor) (subclass 976) or a Tourist visa (subclass 676) can be made over the internet. Further information is available on the department's website www.immi.gov.au/e_visa/
- Alternatively, applications for a Tourist visa may also be made on a paper application form at an office of the department. To apply you are required to complete form 601 *Application for further stay as a visitor* and either mail it with your passport to an office of the department or present the form with your passport to a counter officer of the department. Forms are available upon request from any office of the department. For more details on visa lodgement options check the department's website www.immi.gov.au/e_visa/

Continued on the next page ►

Visa Application Charge

An application charge must accompany each application.

- The application cannot be processed until this charge has been received.
- The fee is generally not refundable if a visa is not granted.

To check the Visa Application Charge, see form 990i *Charges* available from the Forms section of the department's website www.immi.gov.au/allforms/990i.htm or check with the nearest office of the department.

Method of payment

In Australia

To make a payment, please pay by credit card, debit card, bank cheque or money order made payable to the Department of Immigration and Citizenship. Debit card and credit card are the preferred methods of payment.

Outside Australia

Before making a payment outside Australia, please check with the Australian Government office where you intend to lodge your application as to what methods of payment and currencies they can accept and to whom the payment should be made payable.

Who can you include in this application?

Only one passport-holder can apply on one form. You can include in your application any children **on your passport** who will be travelling with you. If another adult is included in your passport they should complete a separate application form.

Conditions for a tourist visa to Australia

Visitors to Australia must be willing and able to abide by the conditions listed below while in Australia. If you are unwilling or unable to abide by these conditions you should not apply for a visa. If you do not abide by these conditions, your visa may be cancelled or you may be subject to other penalties. If you have any questions or concerns about the conditions, you should ask for more information from an Australian overseas mission.

On return of your passport, carefully check the details and conditions on your visa label or on the letter advising you of the grant of your visa.

CONDITIONS

8101 – You must NOT work while in Australia.

8201 – You must NOT study for more than 3 months while in Australia.

8205 – Where this condition applies, and you intend to study for longer than 4 weeks, you are required to pass a chest x-ray examination before you are able to commence study.

8503 – No Further Stay.

Following an assessment of your application, a visa officer may decide to apply the 8503 condition on your visa. The 8503 (or No Further Stay) condition means that the holder of the visa on which the condition has been imposed will not, after entering Australia, be entitled to be granted any other visa¹, while the holder remains in Australia.

The effect of this visa condition is that it will not be possible for you to apply to remain in Australia beyond the authorised period of stay of your visa. It is particularly important, if your visit to Australia is to attend a specific event, that you organise your travel so that you can attend these events within your authorised period of stay as you will not be able to extend your period of stay in Australia.

If the 8503 condition is imposed on your visa, it will be indicated on the visa label or the letter advising you of the grant of your visa, with the words 8503 – NO FURTHER STAY.

There may be other conditions depending on the purpose of your visit.

How to apply

- To apply in person or by mail you will need to complete a paper application form. **Note:** False or misleading information may lead to refusal or cancellation of your visa, or penalties while in Australia. The completed application form can be lodged at your nearest Australian overseas mission.
- You may arrange for another person to help you complete the application form, but you must sign it. If you have been assisted in completing the application form, you should only sign the declaration(s) if the information in it is true and correct.
- Lodge your application form, the application charge and any attachments at the nearest overseas mission or Service Delivery Partner. Your application may be lodged personally, by your representative or sent by mail.
- You will need to provide either your passport or a 'certified true' copy of the biodata and visaed pages of your passport with your application.

You may also be required to present your passport once a decision on your application has been made, to enable a visa label to be affixed.

Note: Some Australian government offices overseas do not accept visa applications at their offices. Information about special arrangements for lodgement of visa applications at specific Australian government offices overseas may be found on the department's website

www.immi.gov.au/contacts/overseas/ or by contacting your nearest Australian government office.

- Please follow any directions given by the visa processing officer as to medical or x-ray examinations that may be required.
- On the return of your passport, carefully check the details and conditions on your visa label or on the letter advising you of the grant of your visa. If you have any concerns or questions about the requirements or limitations, you should contact the office that granted the visa **before** travelling to Australia. You should not assume that any changes to your immigration status can be made after your arrival in Australia.

Residential address

You must provide the address where you intend to live while your application is being dealt with. Failure to give your residential address in this application will result in your application being invalid. A post office box address will not be accepted as your residential address.

¹ Except in extremely limited circumstances which are outside your control, or to engage Australia's protection obligation under the 1951 UN convention relating to the status of refugees.

Health insurance

It is recommended that you take out health insurance for you and your family for the period of stay in Australia. You will not be covered by Australia's national health scheme, unless you are covered by a reciprocal health care agreement.

If you are 70 years of age or over

In order to satisfy the financial requirement for these visas, you will be asked to provide evidence with your application that you have health insurance to cover your stay in Australia. More information about Australian private health insurance is available from the department's website

www.immi.gov.au/visitors/

Vaccinations

If it is your intention to enrol your child in an Australian school or childcare centre (creche or preschool) during your visit to Australia, you are strongly encouraged to carry certification of your child's vaccination status.

Vaccination is recommended against polio, tetanus, measles, mumps, rubella, diphtheria, pertussis (whooping cough), Haemophilus influenzae hypo (Hib), and Hepatitis B.

Certification may be sought at time of enrolment.

Note: Vaccination against rubella is also recommended for women of child bearing age.

Consent to communicate electronically

The department may use a range of means to communicate with you. However, electronic means such as fax or e-mail will only be used if you indicate your agreement to receiving communication in this way.

To process your application the department may need to communicate with you about sensitive information, for example, health, police checks, financial viability and personal relationships. Electronic communications, unless adequately encrypted, are not secure and may be viewed by others or interfered with. If you agree to the department communicating with you by electronic means, the details you provide will only be used by the department for the purpose for which you have provided them, unless there is a legal obligation or necessity to use them for another purpose, or you have consented to use for another purpose. They will not be added to any mailing list.

The Australian Government accepts no responsibility for the security or integrity of any information sent to the department over the internet or by other electronic means.

Options for receiving written communications

You may authorise another person to receive all communications, both written and electronic, about your application with the department. You will be taken to have received any documents sent to that person as if they had been sent to you.

To do this you will need to complete Part J *Options for receiving written communications* and form 956 *Appointment of a migration agent or exempt agent or other authorised recipient*. For an explanation of what a migration agent or exempt agent or authorised recipient can do please read the sections below.

To change or end the appointment of your migration agent or exempt agent or authorised recipient you must promptly advise the department in writing. You can do this by using form 956 *Appointment of a migration agent or exempt agent or other authorised recipient*.

Authorised recipient information

An authorised recipient is someone you appoint to receive written communications about your application with the department.

All written communication about your application will be sent to your authorised recipient, unless you indicate that you wish to have health and/or character information sent directly to you.

The department will communicate with the most recently appointed authorised recipient as you may only appoint one authorised recipient at any time for a particular application.

Migration agent information

A migration agent is someone who can:

- advise you on the visa that may best suit you;
- tell you the documents you need to submit with your application;
- help you fill in the application and submit it; and
- communicate with the department on your behalf.

If you appoint a migration agent, the department will assume that your migration agent will be your authorised recipient, unless you indicate otherwise.

Your migration agent will be the person with whom the department will discuss your application and from whom it will seek further information when required.

You are not required to use a migration agent. However, if you use a migration agent, the department encourages you to use a registered migration agent. Registered agents are bound by the Migration Agents Code of Conduct, which requires them to act professionally in their clients' lawful best interests.

Immigration assistance

A person gives immigration assistance to you if he or she uses, or claims to use, his or her knowledge or experience in migration procedure to assist you with your visa application, request for ministerial intervention, cancellation review application, sponsorship or nomination.

In Australia a person may only lawfully give immigration assistance if he or she is a registered migration agent or is exempt from being registered. Only registered migration agents may receive a fee or reward for providing immigration assistance.

If an unregistered person in Australia, who is not exempt from registration, gives you immigration assistance they are committing a criminal offence and may be prosecuted.

Migration agents in Australia

Migration agents in Australia must be registered with the Migration Agents Registration Authority (MARA) unless they are exempt from registration.

Migration agents outside Australia

Migration agents who operate outside Australia do not have to be registered. The department may give some overseas agents an ID number. This number does not mean that they are registered.

Note: Some Australian registered migration agents operate overseas.

Continued on the next page ►

Exempt agents

The following people do not have to be a registered migration agent in order to provide immigration assistance, but they must not charge a fee for their service:

- a close family member (spouse, child, adopted child, parent, brother or sister);
- a sponsor or nominator for this visa application;
- a member of parliament or their staff;
- an official whose duties include providing immigration assistance (eg. a Legal Aid provider);
- a member of a diplomatic mission, consular post or international organisation.

Further information on migration agents

Information on migration agents, including a list of registered migration agents, is available on the Migration Agents Registration Authority (MARA) website www.themara.com.au

You can also access information about migration agents on the department's website www.immi.gov.au

About the information you give in this form

The department is authorised to collect information provided on this form under Part 2 of the *Migration Act 1958* 'Control of Arrival and Presence of Non-Citizens'. The information provided² will be used by the department for assessing your eligibility for a visa to travel, enter and remain in Australia and for other purposes relating to the administration of the Migration Act, for example, to assist migrants with settling in Australia, to monitor the conduct of migration agents, or for ensuring compliance with the Migration Act.

The information provided might also be disclosed to agencies who are authorised to receive information relating to adoption, border control, business skills, citizenship, education, health assessment, health insurance, health services, law enforcement, payment of pensions and benefits, taxation, review of decisions and regulation of migration agents.

Relevant information about you will be disclosed to Federal, State and Territory police to assist in your location and possible detention in the event that you become an unlawful non-citizen. You will become an unlawful non-citizen if your visa ceases (by cancellation for breach of visa condition for example) or expires and you do not hold another visa authorising you to remain in Australia.

If your application for a Tourist visa has also been supported by an Australian Member of Parliament or a Community Leader based in Australia, information on the outcome of your application and of your compliance with visa conditions, if your visa is granted, may be provided to the Member of Parliament or the Community Leader.

The collection, access, storage, use and disclosure by the department of the information you provide in this form is governed by the *Privacy Act 1988* and, in particular, by the 11 Information Privacy Principles. The information form 993i *Safeguarding your personal information*, available from the department's offices, gives details of agencies to which your personal information might be disclosed.

The department has authority under the *Migration Act 1958* to collect a range of personal identifiers from non-citizens, including visa applicants, in certain circumstances. For more detailed information you should read information form 1243i *Your personal identifying information*, which is available from the department's website www.immi.gov.au

²The information provided in relation to health on this form, and the results of any tests for Human Immunodeficiency Virus (HIV), will be used to assess your health for an Australian visa. A positive HIV **or other** test result will not necessarily lead to a visa being denied. Your result may be disclosed to the relevant Commonwealth, State and Territory Health agencies.

Application checklist

With your application you must include:

- if you require a visa label affixed to your passport you must include your passport for processing. However, if you are being evidenced at an alternate immigration overseas mission or you are able to travel label free, please include a 'certified true' copy of your passport biodata and visaed pages with this application
- your passport or copy of relevant pages as necessary
- details of how you want your passport returned. The department does **not** recommend return of passports by ordinary mail. Your passport can be returned by:
 - registered mail (please included a passport sized envelope with your address and sufficient postage for registered mail); or
 - ordinary mail (please included a passport sized envelope with your address and sufficient postage); or
 - courier (please check with the office where you wish to lodge your application regarding courier arrangements)
- a recent passport photograph of yourself and any children included in your passport and travelling with you
- the application charge
- if required, authorisation for children to travel with you (refer to the section of the form 'Children included' for details)


When you have lodged your application, you should attach your receipt to this sheet.

Additional documentation

Under the *Migration Act 1958*, decision-makers are not obliged to seek additional information from the applicant before making a decision on a visa application. It is therefore in the applicant's best interest to submit the following documentation with their application:

- evidence of funds;
- evidence of your medical/travel insurance;
- medical examination or tests;
- a letter from your employer confirming your leave;
- evidence of enrolment at school, college or university;
- if visiting close family in Australia (who is a citizen or permanent resident of Australia), a letter of invitation to visit;
- other information that you have an incentive and authority to return to your country of residence.

Understanding your visa label



If you are granted a visa, the following information is provided to assist you with understanding the terms and conditions of your visa.

- 1** The name of the office that granted your visa.
- 2** Your name, and the names of any family members included in your application.
- 3** Visa validity information, including:
 - the date your visa was granted;
 - the date by which you must enter Australia;
 - the number of times you can travel to Australia within the validity of the visa; and
 - your authorised period of stay in Australia.
- 4** The type of visa you have been granted.
- 5** The conditions attached to your visa:
8101 – NO WORK
8201 – MAX 3 MONTHS STUDY
8205 – A CHEST X-RAY IF STUDY MORE THAN 4 WEEKS

A description of these conditions is provided on page 2.

There may be another condition:

8503 – NO FURTHER STAY

If this condition is printed on your visa you will generally not be able to apply for another visa in Australia. A full description of this condition is provided on page 2.

There may be other visa conditions, depending on the purpose of your visit.

Home page **www.immi.gov.au**

General enquiry line

Telephone **131 881** during business hours in Australia to speak to an operator (recorded information available outside these hours).
If you are outside Australia, please contact your nearest Australian mission.

Please keep these information pages for your reference

This page is intentionally blank



1 When do you wish to visit Australia?

From

DAY	MONTH	YEAR
/	/	

 to

DAY	MONTH	YEAR
/	/	

2 How long do you wish to stay in Australia?

Up to 3 months
 Up to 6 months
 Up to 12 months

3 Do you intend to enter Australia on more than one occasion?

No
 Yes ► Give details

--

Part A – Your details

4 Name(s) as shown in your passport

Family name

Given names

Other names you are, or have been, known by
(including name at birth, previous married names, aliases)

--

Name in your own language or script *(if applicable)*

--

5 Sex Male Female

6 Date of birth

DAY	MONTH	YEAR
/	/	

If you are 70 years or over, you will be asked to undergo a health assessment and show that you have medical insurance to cover your stay in Australia. Please contact an Australian overseas mission for further advice before lodging your application. If additional medical consultations are required, a decision on your visa application will be delayed.

7 Marital status

Married Separated Never married
 Engaged Divorced
 De facto Widowed

PHOTOGRAPH

Please attach a recent photograph of yourself AND any children who are on your passport and will be travelling with you.

8 Place of birth Town/city
 Country

9 Details from your passport

Passport number
 Country of passport

Date of issue

DAY	MONTH	YEAR
/	/	

 Date of expiry

DAY	MONTH	YEAR
/	/	

Issuing authority/Place of issue as shown in your passport

Make sure your passport is valid for the period of stay you are applying for.

10 Details of identity card or identity number issued to you by your government *(if applicable)* e.g. National identity card.

Note: If you are the holder of multiple identity numbers because you are a citizen of more than one country, you need to enter the identity number on the card from the country that you live in.

Identity number
 Country of issue

11 Of which countries are you a citizen?

--

12 Country of usual residence

--

Continued on the next page ►

Part C – Family NOT travelling with you

18 Do you have a spouse, de facto, any children, or fiancé who will NOT be travelling with you?

No Yes ► Give details

Full name	Relationship to you	Date of birth			Their address while you are in Australia
		DAY	MONTH	YEAR	
		/	/		
		/	/		
		/	/		
		/	/		

If you need more space, please attach a separate sheet with the details.

Part D – Details of your visit to Australia

19 Is it likely you will be travelling from Australia to a neighbouring country (eg. New Zealand, Singapore, Papua New Guinea) and back to Australia?

No Yes ► Please attach itinerary details

20 Do you have any relatives, friends or contacts in Australia?

No Yes ► Give details

Full name	Relationship to you	Date of birth			Address	Citizen or permanent resident of Australia? (YES or NO)
		DAY	MONTH	YEAR		
		/	/			
		/	/			
		/	/			
		/	/			

If you need more space, please attach a separate sheet with the details.

21 Why do you want to visit Australia?
Include details of any dates that are of special significance to your visit.

22 Do you intend to do a course of study of more than 4 weeks while in Australia?

No Yes ► Give details

Name of the course

Name of the institution

How long will the course last?

Continued on the next page ►

Part E – Health and character

Visitors to Australia must be of good health and of good character. The following questions ask you to make a declaration about the health and character of yourself and any children included in your application. If your circumstances change before you travel you should inform the Australian visa office.

- 23** In the last 5 years, have you, or have any children included in this application, visited or lived outside your country of usual residence for more than 3 consecutive months?

No Yes ► Give details

- 24** Do you, or any children included in this application, intend to enter an Australian hospital, health care facility, nursing home for any purpose?

No Yes ► Give details

- 25** Have you, or any children included in this application:

- ever had, or currently have, tuberculosis?
- been in close contact with a person who has, or has had, active tuberculosis?
- ever had a chest x-ray which showed an abnormality?

No Yes ► Give details

- 26** Do you require assistance with mobility and/or care in Australia or overseas?

No Yes ► Provide details of the care/mobility concerns that apply to you and how they are addressed

- 27** During your proposed visit to Australia, do you, or any children included in this application, have or expect to incur, medical costs, or require treatment or medical follow up for:

- blood disorder
- cancer
- heart disease
- hepatitis B
- HIV infection, including AIDS
- kidney disease, including dialysis
- liver disease
- mental illness
- pregnancy
- respiratory disease that has required hospital admission
- any form of surgery
- any other health concerns

No Yes ► Give details

- 28** Do you intend performing medical procedures (eg. as a practicing/trainee doctor, dentist, nurse etc.) during your stay in Australia?

No Yes ► Provide details of medical/dental/nursing procedures you may be involved with in Australia

Part F – Employment status

30 What is your employment status?

Employed/self-employed Details of employer/business

Name

Address

Telephone number

Position you hold

How long have you been employed by this employer/business? YEARS MONTHS

Retired Year of retirement DAY MONTH YEAR

Student Your current course

Name of educational institution

How long have you been studying at this institution? YEARS MONTHS

Other Please provide details

Unemployed Please provide details of your last employment (if applicable)

Part G – Evidence of funds

All visitors to Australia must be able to demonstrate they have adequate funds to cover all costs associated with their visit. Providing evidence of funds with a completed application will often help expedite the processing of a visitor visa application. Examples include showing personal bank statements, pay slips, audited accounts, taxation records or details of the funds that visitors will be taking with them or available to them (ie. how much in cash, traveller cheques and credit card limit).

31 How will you be maintaining yourself financially while you are in Australia?

32 Is someone else providing support for your visit to Australia?

- No Go to Part H
- Yes Give details

Full name	Relationship to you	Date of birth			Their address while you are in Australia
		DAY	MONTH	YEAR	
		/	/		
		/	/		
		/	/		
		/	/		
		/	/		

If you need more space, please attach a separate sheet with the details.

33 What support are they providing? Financial Accommodation Other Please attach details

The person or people you have listed will need to provide evidence of their ability to provide this support.

Part H – Previous applications

34 Have you, or any children included in this application, ever:

- been in Australia and not complied with visa conditions or departed Australia outside your authorised period of stay?
- had an application for entry to or further stay in Australia refused, or had a visa for Australia cancelled?

No Yes ► Give details

35 Complete the following details if you (or any children included in this application) have applied for **permanent** entry to Australia in the last 5 years

Month and year	Place of application	Type of visa applied for	Was a visa granted? (YES or NO)

36 Complete the following details if you (or any children included in this application) have applied for **temporary** entry to Australia in the last 5 years

Month and year	Place of application	Type of visa applied for	Was a visa granted? (YES or NO)

Part I – Assistance with this form

37 Did you receive assistance in completing this form?

No ► Go to Part J

Yes ► Please give details of the person who assisted you

Title: Mr Mrs Miss Ms Other

Family name

Given names

Address

POSTCODE

Telephone number or daytime contact

COUNTRY CODE AREA CODE NUMBER

Office hours () ()

Mobile phone

38 Is the person an agent registered with the Migration Agents Registration Authority (MARA)?

No

Yes ► Go to Part J

39 Is the person/agent in Australia?

No ► Go to Part J

Yes

40 Did you pay the person/agent and/or give a gift for this assistance?

No

Yes

Part J – Options for receiving written communications

41 All written communications about this application should be sent to:
(Tick one box only)

Myself ► All written communications will be sent to the address for communications that you have provided in this form.

OR

Authorised recipient

OR

Migration agent ►

OR

Agent exempt from registration

You must complete form 956 *Appointment of a migration agent or exempt agent or other authorised recipient* and attach it to this application form. Form 956 is available from the department's website
www.immi.gov.au

Continued on the next page ►

