





KINDERGARTEN

Summer

Reading

Packet







Summer Reading Kindergarten

Reading is not just in school; your children also learn by you reading together. It is a great rainy day activity or even a great way to spend a hot day, sitting under a tree cooling off while reading a great book. The love of reading can take children on many adventures.

- This summer we are asking all students who are going into first grade to use a "Summer Reading Log" to record the books they read this summer; our goal is for each student to spend at least 20 minutes a day reading, this could be reading to themselves, or reading to you. There are a number of resources that can be used to find books for your child. The King Co. Summer Reading Program is a great resource. <http://www.kcls.org/srp/>. Students can earn prizes for reading and the Library is a fun place to visit during the summer! Barnes and Noble also sponsors a Summer Reading program where students can earn a free book for reading. <http://www.barnesandnoble.com/u/summer-reading/379003570> The most important thing to remember when choosing a book is to choose one at your child's reading level. Your child's teacher can tell you what this is, and most librarians can help you figure this out as well. Please sign your child's "Summer Reading Log" at the end of the summer and help them remember to return it to school on the first day, Tuesday, Sept, 4th.
- Each student is also being asked to **complete one of the attached three assignments** about one of the books they read. The directions for each activity and templates are also attached.
- It is our hope that you will have fun reading with your child and enjoy completing one of these projects. Students will receive a grade for completing this assignment and the "Summer Reading Log". Their work will be shared with the class and displayed on a bulletin board for others to enjoy.

Thank you in advance for your help in helping your child complete their Summer Reading!




SUMMER READING LOG

Student's Name: _____

DATE	BOOK TITLE	MINUTES READ	READ TO SELF	READ TO SOMEONE ELSE

copy additional sheets when needed



KINDERGARTEN Book Report



Name: _____

Book Title: _____

Author: _____

Illustrator: _____

What is your favorite part?


Would you recommend this book to others? Yes No

Draw a picture of your favorite character from the story.

Flip Flap Book

Directions:

1. Fold paper in half and crease



2. Cut 3 slits on one side of the folded paper



3. Write the words "Beginning", "Middle" and "End" on the top of each flap. Under each of the flaps, illustrate the beginning, middle and end of the story. You can also add a one sentence description if you like.



Timeline - Sequence of Events



What You Will Need:

- Book
- Paper, Pencil and drawing tools
- Clear tape

Ready, Set, Go!

- Read the book. You can either read the book to yourself, or read it to someone else.
- Draw pictures that show the main events in the book.
- Write captions for each picture.
- Tape them together in the order they happened in the story.
- Explain the story to one of your parents or other family member.

 <p>Goldilocks went to the Three Bears house</p>	 <p>She tried all of the chairs</p>	 <p>She tried all of the porridge</p>	 <p>She tried all the beds</p>	 <p>She got caught and ran away</p>
---	---	--	--	--

