


**7<sup>th</sup> Annual**  
**Air-Conditioned**  
**Eagle Encampment**

***June 15 - June 20, 2014***

***At Camp Ithiel 2037 Hempel Avenue, Orlando, FL 34734***

***Driving Directions: <http://tinyurl.com/4pz9b8l>***



**EAGLE**  
**ENCAMPMENT**  
**ONCE AN EAGLE, ALWAYS AN EAGLE**



**CENTRAL FLORIDA**  
**COUNCIL**  
**BOY SCOUTS OF AMERICA**

# **Participant Guide**

**Air Conditioned Eagle Encampment Commissioned by:**  
**Central Florida Council, 1951 S. Orange Blossom Trail, Ste. 102, Apopka, FL 32703**  
**Telephone (407) 889-4403 Fax (407) 889-4406**

**This package belongs to: \_\_\_\_\_**

## **“Once an Eagle, always an Eagle.”**

Following a very successful inaugural event in 2008, this is the Council’s ultimate camp for advancement and Scouting knowledge. Six merit badges required for Eagle Scout are offered this week, plus in-depth information about service projects, NESAs, paperwork and many other important details needed for obtaining the highest award in Scouting. This in an intensive week, thus, Scouts should be aware that all of the merit badges offered at camp require work done outside of camp to complete. In order to have the merit badges completed at camp, work done prior to camp must be brought to camp along with properly filled out partial merit badge blue cards. If prior work has not been completed, partial work will be credited at conclusion of camp. Blue cards will not be issued at the conclusion of Eagle Encampment. Instead, official accomplishment documents will be provided to each participant which should be provided to each unit’s advancement chairman to ensure the participant receives proper credit at the Troop level.

Throughout this country, even non-Scouters know that an Eagle Scout is special. An Eagle Scout represents the finest in Scouting’s ideals and demonstrates to all, that as a youth, you met a lofty goal of character, citizenship and accomplishment. It is the same with this event. Participation is selective.

Each Scout who registers will be part of the “Trail to Eagle Patrol” at camp, and they will work together as a troop. This program is not designed to replace the normal troop summer camp activity and Scouts are encouraged to attend camp with their troop on a different week.

This week will not just be about working on merit badges; there will be plenty of opportunities for leisure every day. For example, on Tuesday and Wednesday afternoons there will be a field trip (limited to 40 participants each) to fulfill a couple of the Citizenship Merit Badge requirements.

The “Eagle Encampment” is an opportunity for any Scout who is **serious** about working on his Eagle rank and wants to make great strides while at camp. This week is a chance to meet new challenges and make new friends. The time spent at camp during this week is priceless and the experiences that each Scout leaves with will help them know that,

## **“Once an Eagle, always an Eagle.”**

# Merit Badge Seminars and Pre-Requisites (A)

Requirements based upon updates as of October 15, 2013 via  
<http://usscouts.org/advance/changes/advchanges13.asp>

Please bring a merit badge book with a color cover for each of the merit badges you are taking at Eagle Encampment to have on hand at check in June 15, 2014.

Please use a black or blue Sharpie to write the owner's name on the front cover of each merit badge booklet, top right hand corner to avoid confusion at Eagle Encampment.

**The EE Workbook:** Participants must bring one medium (2 inch) 3-ring binder, at least 3 pens, 3 pencils with 1 separate pink or white eraser, 12 index cards (3 inch X 5 inch) & 30 sheets of college ruled paper.

**Question:** What is the secret to being successful at Eagle Encampment with regard to completing merit badges?

**Answer:** Thoroughly completing prerequisites before camp!

**Solution:** Start prerequisites NOW! Don't procrastinate

*Prerequisites explained – sorry for the wordiness – this is important:*

Prerequisites are the requirements which won't be covered at camp and these items must be completed *prior* to arrival at camp. In the cases where the Scout comes to camp with a partial merit badge, if the camp's merit badge counselor needs to review or endorse previously completed work, the Scout must present a legible, partially completed merit badge blue card to instructor(s) on day one of each applicable merit badge. All previous work on merit badges must be completed with a Council-approved merit badge counselor - - no exceptions. A council wide approved counselor list will be used by each of the Eagle Encampment's merit badge instructors to review partial merit badges; please be sure previously utilized merit badge counselors are on the Council's list. In the event of questions, please include a legible and current phone number for previous merit badge counselors used to enable corroboration if required. All participants will be provided with a Council approved progress report from Troopmaster. Following Eagle Encampment, the Troopmaster report should be given to the participant's advancement chairman by the participant. The Eagle Encampment staff will not send or issue participant's results to anyone except the participant on June 20, 2014. The Eagle Encampment Troopmaster report will take the place of blue cards. Blue cards will not be issued by Eagle Encampment. As a reminder, Scouts have until the day before their 18<sup>th</sup> birthday to complete partial merit badges.



## 2014 Air Conditioned Eagle Encampment Merit Badge Prerequisites

Merit Badge (prerequisites in parenthesis)	Comments
Citizenship in the Community (#2 A&B, 3 is optional, however strongly suggested, 7C & 8)	To validate previous work, bring a partial Merit Badge Blue Card with requirement approvals signed by Council-approved counselor & bring a map of your community. <i>If appropriate, bring work on a thumb drive/CD. Do your prerequisites early!</i>
Citizenship in the Nation (#3, #8 & bring a stamped envelope)	To validate previous work, bring a partial Merit Badge Blue Card with requirement approvals signed by Council-approved counselor. <i>If appropriate, bring work on a thumb drive/CD. Do your prerequisites early!</i>
Citizenship in the World (#4B or 4C, 6B & 7)	To validate previous work, bring a partial Merit Badge Blue Card with requirement approvals signed by Council-approved counselor. <i>If appropriate, bring work on a thumb drive/CD. Do your prerequisites early!</i>
Communications (#5, 8, & bring a stamped envelope)	To validate previous work, bring a partial Merit Badge Blue Card with requirement approvals signed by Council-approved counselor. <i>If appropriate, bring work on a thumb drive/CD. Do your prerequisites early!</i>
Family Life (#2, 3, 4[signed by parent] & 5) NOTE: requirement 3 must be started before 3/15/2014 in order to complete by Eagle Encampment. Show 90 daily entries on worksheets. Please don't back date your work – a Scout is Trustworthy!	To validate previous work, bring a partial Merit Badge Blue Card with requirement approvals signed by Council-approved counselor. <i>If appropriate, bring work on a thumb drive/CD. Do your prerequisites early!</i>
Personal Management (#1, 2 8 & 10) NOTE: requirement 2 must be started before 3/15/2014 in order to complete by Eagle Encampment. Show 90 daily entries on worksheets. Please don't back date your work – a Scout is Trustworthy!	To validate previous work, bring a partial Merit Badge Blue Card with requirement approvals signed by Council-approved counselor. <i>If appropriate, bring work on a thumb drive/CD. Do your prerequisites early!</i>

**A very wise Scoutmaster once said,  
"Don't put off to tomorrow what you can and should do today".**



## Health & Medical Information

**USE THIS FORM (Revised 3/1/14):**

[http://www.scouting.org/filestore/HealthSafety/pdf/680-001\\_ABC.pdf](http://www.scouting.org/filestore/HealthSafety/pdf/680-001_ABC.pdf)

The Air Conditioned Eagle Encampment is prepared to handle typical camp illnesses and injuries 24 hours a day. Arrangements have been made for emergency treatment at a local Hospital if the need arises.

### **HEALTH AND MEDICAL DOCUMENTATION**

The camp is required by both Boy Scouts and State of Florida regulations to maintain health and medical records on every person in camp. To satisfy these requirements, Scouts and leaders must bring the completed "Annual Health and Medical Record" documents.

#### **Participants and staffers under 18 - Use this form:**

[http://www.scouting.org/filestore/HealthSafety/pdf/680-001\\_ABC.pdf](http://www.scouting.org/filestore/HealthSafety/pdf/680-001_ABC.pdf)

Sections A, B & C filled out legibly, signed and dated by parent, guardian and licensed health care provider (see part B for accepted types) not more than 12 months prior to the end of the camp session (meaning valid through 6/20/14). Be sure the immunization record section is complete and that all medications Scout is to receive at camp are listed. List all medications. Medications must come to camp in original containers. Please attached a photocopy of both sides of insurance card (see part A). If family has no medical insurance, state "none."

#### **Staffers (18 years and older) Use this form:**

[http://www.scouting.org/filestore/HealthSafety/pdf/680-001\\_ABC.pdf](http://www.scouting.org/filestore/HealthSafety/pdf/680-001_ABC.pdf)

Sections A, B & C filled out legibly, signed and dated by participant and licensed health care provider (see part B for accepted types) not more than 12 months prior to the end of the camp session (meaning good through 6/20/14). Be sure immunization record is complete. List all medications. Medications must come to camp in original containers. Please attached a photocopy of both sides of insurance card (see part A). If family has no medical insurance, state "none."

Be sure that tetanus immunization has been administered within the past 10 years.

#### **Medical Forms will be retained on file at camp and WILL BE RETURNED.**

**Please make a copy prior to arriving at camp, just in case.**

## **Additional Health and Medical Information**

**Immunization data:** All campers must provide immunization dates required by Florida regulations.

**Allergies:** Please explain any and all allergies on the Health History. Include symptoms and necessary treatment.

**Medications:** All medications are administered at camp in accordance with State regulations. All medication to be taken at camp MUST be listed on the Health History form at time of medical check in. ONLY those medications listed will be administered. All medication must come to camp in the original prescription containers. Please limit amount to seven (7) day supply. Medication not in an original container will not be administered. Camp is not the time to discontinue medicine taken on a regular basis (behavioral, asthma, etc.). Similarly, Camp is not the place to begin taking medicines if not taken prior to arrival.

"Urgent use" medications, such as asthma inhalers and epi pens, will be returned to the Scout or Leader for whom they are prescribed, at the discretion of the Camp Health Officer.

Please place all medicines in a zip top bag with clear dosage instructions written on a piece of paper inserted in the bag. Also, please legibly write the Scout's name on the bag with a black sharpie.

Please do not fax, mail or leave the Eagle Encampment Medical form at Council HQ. The Eagle Encampment medical form must accompany the participant to camp on June 15 – sorry, no exceptions.

## Boy Scout/Varsity Scout

### Uniform Inspection Sheet

**Uniform Inspection.**  
 Conduct the uniform inspection with common sense; the best rule is neatness.

**Boy Scout Handbook**  
 The Boy Scout Handbook is considered part of a Scout's uniform.

**General Appearance.** Allow 2 points for each:

- Good posture
- Clean face and hands
- Combed hair
- Neatly dressed
- Clean fingernails

Notes: \_\_\_\_\_

**Headgear.** All troop members must wear the headgear chosen by vote of the troop/team.

Notes: \_\_\_\_\_

**Shirt and Neckwear.** Official short- or official long- or short-sleeve uniform shirt with green or blue/orange shoulder loops on epaulets. The troop/team may vote to wear a neckerchief, bolo tie, or no neckwear. In any case, the collar should be unbuttoned. The troop/team has the choice of wearing the neckerchief over the turned-under collar or under the open collar.

Notes: \_\_\_\_\_

**Pants/Shorts.** Official pants or official uniform pants or shorts; no cuffs. (Units have no option to change.)

Notes: \_\_\_\_\_

**Belt.** Official Boy Scout web with BSA insignia on buckle; or official leather with international-style buckle or buckle of your choice, worn only if voted by the troop/team. Members wear one of the belts chosen by vote of the troop/team.

Notes: \_\_\_\_\_

**Socks.** Official socks with official shorts or pants. (Long socks are optional with shirts.)

Notes: \_\_\_\_\_

**Shoes.** Leather or canvas, neat and clean.

Notes: \_\_\_\_\_

**Registration.** Current membership card or temporary certificate on person.

Notes: \_\_\_\_\_

**Uniform points.** Total points from above (70 possible)



---

**Insignia.\*** Correct placement: left pocket, 5 points; right pocket, 5 points; left sleeve, 5 points; right sleeve, 5 points; merit badge sash, 5 points; shoulder epaulets, 5 points.  
 Insignia points from reverse (30 possible)

---

**Total Uniform Inspection Score**  
 Uniform and insignia points combined.  
 A perfect score is 100 points.

\*For more information about insignia, see the Insignia Guide, BSA 3512C.

### Total Uniform Inspection Score

Name: \_\_\_\_\_ Troop/Team No. \_\_\_\_\_

Patrol/Squad \_\_\_\_\_

Our unit inspection will be held on \_\_\_\_\_

Bring this form with you.

6

Eagle Encampment 2014 Participant Guide.doc

3/3/2014

# Boy Scout/Varsity Scout Uniform Inspection Sheet

## Official Placement of Insignia

Conduct the uniform inspection with common sense; the basic rule is neatness.

### Merit Badge Sash

- 3 pts.  If worn, merit badge sash is attached to front (and back, if needed) of sash.  
 Western/Varsity letter is attached at bottom front corner.  
 Temporary insignia may be worn on back.  
 Date: \_\_\_\_\_

### Shoulder Epaulets

- 3 pts.  Green shoulder loops identify Boy Scouting (all members of a troop).  
 Blue (orange) loops identify Varsity Scouting.  
 Date: \_\_\_\_\_

### Right Sleeve

- 3 pts.  U.S. flag emblem centered directly below shoulder seam. Only the most recently earned journey to the top occupational may be worn below patrol emblem or below the National Honor Patrol and National badge, if it is band or dress corps, it worn 1/2 inch below patrol emblem.  
 Date: \_\_\_\_\_

### Left Sleeve

- 3 pts.  Counselor shoulder emblem, unit number, and veteran unit bar are worn as shown snap up, and touching each other.  
 On the official shirt, the badge of office is centered on the pocket, as shown. On the official uniform shirt, the badge of office is centered and touching the unit number, or centered 4 inches below the shoulder seam.  
 On the shirt, the Trained Leader emblem is centered as shown at the top of the pocket flap. On the official uniform shirt the veteran unit bar (25, 50, 75, 100, 25, 75, or 100 years) is positioned above and touching troop number and in turn touching council emblem.  
 Den chief card is worn over the left shoulder, under epaulet.  
 Date: \_\_\_\_\_

### Right Pocket

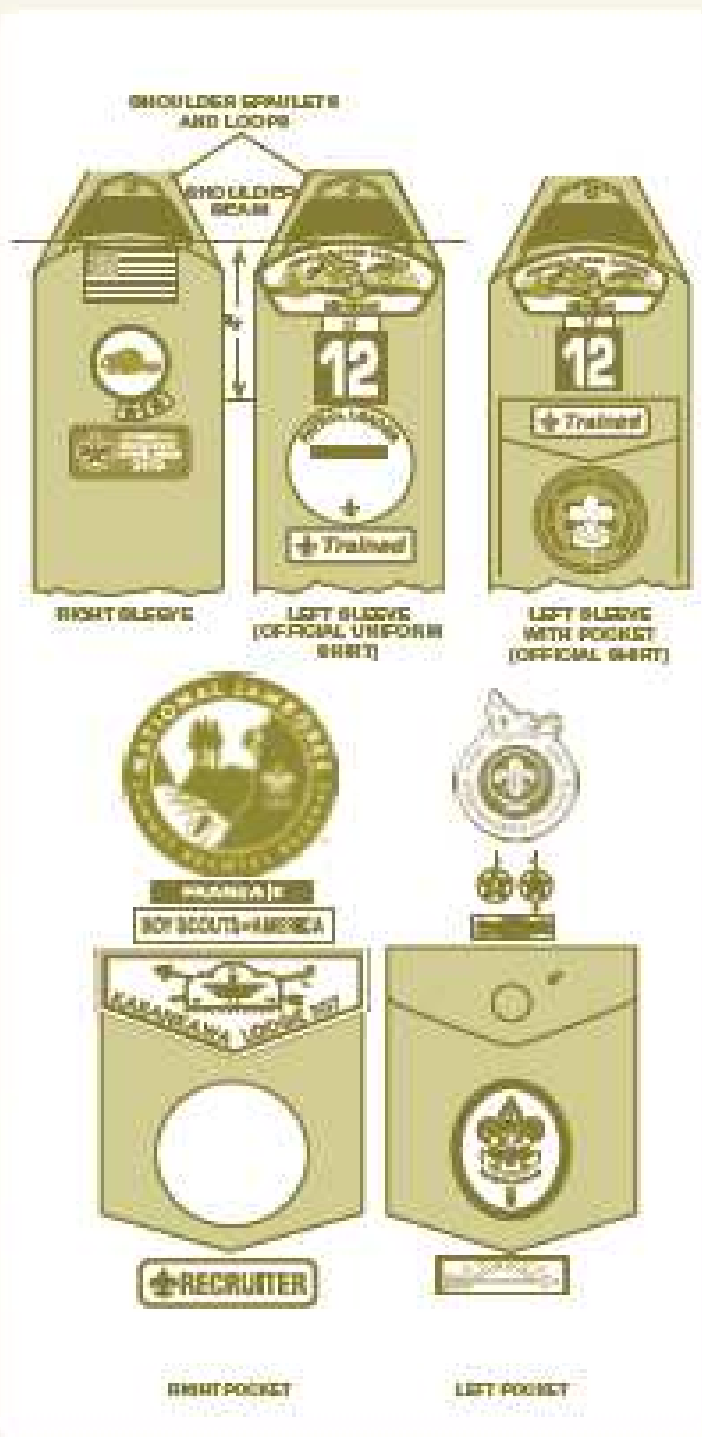
- 3 pts.  Journey to the top insignia (only one) worn above BSA or Interpretive strip.  
 Order of the Arrow badge insignia worn on pocket flap.  
 Temporary insignia worn centered on the pocket or hung from the button.  
 The Varsity or Western strip is worn above the BSA strip or above the Interpretive strip.  
 Interpretive, if worn, is centered above the BSA strip, Interpretive strip, and Western or Varsity strip.  
 Date: \_\_\_\_\_

### Left Pocket

- 3 pts.  Service stars are centered above the pocket, 1/2 inch from top point to top point and 1/2 inch from either the pocket or undershirt seam.  
 Embroidered or square knots are worn centered above the pocket in rows of three.  
 Not more than five medals may be worn, placed centered immediately above the pocket (connecting over knots if both are worn).  
 The order of wearing top knots and medals is at the wearer's discretion; typically the medal or knot the wearer deems most important is worn on the wearer's right.  
 Badges of rank are worn centered on the pocket above the Arrow of Light Award, as shown.  
 The World Crest emblem and the swaggers of Peace ring are worn centered horizontally over the left pocket and vertically between the left shoulder seam and the top of the pocket.  
 Date: \_\_\_\_\_

### Total Insignia Score (transfer to other side)

30 pts.



BOY SCOUTS OF AMERICA  
 1525 West Walnut Hill Lane  
 P.O. Box 152279  
 Irving, Texas 75015-0279  
<http://www.scouting.org>



# Participant's Gear Checklist

All Participants Should Bring These **34** Items to Camp

CLOTHES:	A SCOUT IS CLEAN:	OTHER STUFF YOU NEED:
<p><b>1.</b> 100% Official BSA uniform, including shirt, pants and/or shorts (see #8), neckerchief, belt, socks (no MB sash). No need to bring a hat because one will be provided at check in.</p> <p><b>2.</b> Sneakers (closed toe shoe) or hiking boots (2 pairs). Crocs/flip flops for pool only. Shoes must tie snugly.</p> <p><b>3.</b> Socks (at least 3 BSA pairs, <b>no white socks of any kind</b>)</p> <p><b>4.</b> Underwear (5 pair)</p> <p><b>5.</b> 4 BSA activity T-shirts (formerly known as "Class B"); any BSA theme/camp logo is fine (Troop shirts, summer camp shirts, LaNoChe shirts, Jamboree, Philmont, etc., are fine)</p> <p><b>6.</b> Swimsuit - non BSA is fine</p> <p><b>7.</b> Swim towel (1)</p> <p><b>8.</b> Official Scout shorts and/or BSA long pants - i.e. BSA convertibles</p> <p><b>9.</b> Lightweight jacket</p> <p><b>10.</b> Sweater / warm shirt</p> <p><b>11.</b> Sleep gear - pajamas, or nylon shorts</p> <p><b>12.</b> Raincoat or poncho, - non BSA logo is fine. Be prepared for rain. Plastic-wrap type poncho not permitted.</p>	<p><b>1.</b> Bath towels (2)</p> <p><b>2.</b> Wash cloth</p> <p><b>3.</b> Comb or hair brush (electric dryers not permitted)</p> <p><b>4.</b> Toothbrush &amp; toothpaste (electric toothbrush not permitted)</p> <p><b>5.</b> Soap/body wash</p> <p><b>6.</b> Shampoo</p> <p><b>7.</b> Bag for dirty clothes</p> <p><b>8.</b> Handkerchief or tissues</p> <p><b>9.</b> Mosquito repellent (not aerosol)</p> <p><b>10.</b> Sunscreen (not aerosol)</p> <p><b>11.</b> Deodorant (not aerosol)</p> <div data-bbox="592 871 771 1207" data-label="Image"> </div> <div data-bbox="500 1291 901 1816" data-label="Text"> <p><b><i>This is a picture of a 32 ounce, wide-mouth Nalgene brand water bottle with a screw on top. Nalgene brand water bottles are available in a variety of colors and styles. The color does not matter, as long as the bottle is see-through &amp; is 32 ounces. The style does matter. The Nalgene brand bottle brought to camp must be this style. Please don't bring anything different - no built in straws or pop-top lids. Please don't bring a non-Nalgene brand water bottle even though it may appear similar. Thank you.</i></b></p> </div>	<p><b>1.</b> Sleeping bag or 2-3 warm blankets and a sheet</p> <p><b>2.</b> Pillow</p> <p><b>3.</b> Paper and merit badge books (see page 3)</p> <p><b>4.</b> Headlamp that straps onto the head, not onto a hat/cap including 2 sets of fresh batteries (no hand-held flashlights please)</p> <p><b>5.</b> Compass</p> <p><b>6.</b> Small personal first aid kit</p> <p><b>7.</b> Wallet and ID</p> <p><b>8.</b> One 32 ounce wide-mouth Nalgene brand water bottle, generally available at Sports Authority (go here for specifications). Color does not matter - although it must be a Nalgene brand. <b>Please write your name on the lid and sides using black sharpie.</b> <a href="http://tinyurl.com/5tzg9w3">http://tinyurl.com/5tzg9w3</a>)</p> <p><b>9.</b> A rugged camping-type wrist watch with a functioning alarm you know how to use. The Scout will wear the watch 24 hours per day. Be sure it is waterproof too. Wal-Mart &amp; Target are great places to shop for a low-priced watch of this type.</p> <p><b>10.</b> Camera, a small battery powered version which is the participant's responsibility to keep safe and in proper working order.</p> <p><b>11.</b> Day bag (a school book bag) to carry items during Eagle Encampment.</p> <p><b>Reminders:</b></p> <p>A. Please do not wear T-shirts with anything other than BSA logos. College, sport, music, miscellaneous brand logos, non-Scouting writing and the like are expressly prohibited on shirts.</p> <p>B. Bring a current merit badge booklet for each merit badge you are working on at Eagle Encampment. This is required.</p>

The inventory of items above is **THE** participant's gear checklist. As such, participants should use a pencil to check-off each of these 34 items as it is packed for camp and please bring the completed and checked-off checklist (page 8) to the registration table on day one of camp.



# Packing Notes

- > Try to fit everything in a footlocker (except sleeping bag) or a backpack. A footlocker is probably better from a security standpoint (lock it and give the check-in registrar an extra key or the combination). If the sleeping bag does not fit in the footlocker, that's fine – alternately, contain it in a sleeping bag stuff sack with participant's name.
- > Please pack a swimsuit, towels and medications at the top so that they can be quickly found during check-in.
- > Label each item of clothing and equipment with Scout's name, home Troop number and address to help in returning items lost at camp.
- > When packing clothing, leave non-Scouting logos and camouflage gear at home except for raingear, sleep clothes and swim wear. Scoutmaster has final decision if something is not appropriate. Uniform parts and pieces must be BSA official.
- > We cannot stress enough the importance of bringing the Merit Badge Pamphlets for the badges you will be working on.

PLEASE DO NOT BRING THESE ITEMS			
iPad, iPod, iPhone (and all other cell phones/smart phones), MP3/movie players, tablets, laptops, radios, personal game/video/music playing gear of any and all types. No music or game, DVD players or computers allowed. Don't bring solar powered, nuclear, warp drive or wind-up devices. <b>To recap, all electronic devices stay home except for: three items (1) Wristwatch, (2) Camera (non- phone type) &amp; (3) Headlamp.</b>			Axe body spray or other similar products such as colognes
Matches & lighters	All knives	Obscene literature	Aerosol deodorant
Extra food (unless required due to medical reasons i.e., diabetes)	Weapons of any kind	Fireworks	Hair dryer

**LOST AND FOUND:** Articles found will be turned in to the camp staff. Inquiries about lost articles should be made at the same place. Camp Ithiel is not responsible for any lost valuables. Remember, a Scout is TRUSTWORTHY!  
 Note: Car keys of participants with cars to be held by administration during the week.

Suggestion for a great footlocker: <http://www.walmart.com/ip/Contico-Storage-Locker/2476189>  
 Note: although pictured below, do not bring a hair dryer...Thank you. Be sure to bring a spare key for the registrant or provide the combination on a slip of paper...just in case!



From the Wal-Mart Website (9/5/2013) -> The Contico Storage Locker with wheels is the secured storage equipment for use in the dorm room, camping trips, picnic, beach and park trips, **scout camps**, or while travelling. This storage trunk fits in most of the confined storage places in your shop or house and even fits beneath most beds. This Contico 23 gallon storage locker comes with wheeled base that allows you to move it around easily. This locker is spacious enough to store various items including helmets, uniforms, clothing, and other personal things. The metal latches and lock with hasp and metal hinge pin provides additional security to your items inside these portable storage lockers. This lightweight and easy to lift storage trunk features integrated handles that are stackable making loading on to vans, buses, and camping trailers easy.

**Contico Storage Locker with Wheels:**

- 23-gallon storage locker with wheels and built-in handles
- Metal latches
- Hasp for locking with metal hinge pin
- Meets USPS, UPS and airline regulations
- Model No. 1320BK-1
- \$34.97 (as of 9/15/2013)

Dear Scouts, Parents, Guardians & Scoutmasters:

The Air Conditioned Eagle Encampment is a special program with unique opportunities for fun, personal growth and advancement. We will have fun. I truly believe we will all experience personal growth from our week at camp and the staff will provide each participant with unparalleled learning and advancement opportunities. Many people will offer each participant support and encouragement. With the participant's effort and the staff's support, each and every participant can progress towards the rank of Eagle Scout.

Think about that...Eagle Scout. Throughout this country, even non-Scouters know that an Eagle Scout is special. Eagle Scout represents the finest in Scouting's ideals and demonstrates to all, that as a youth, the recipient met a lofty goal of character, citizenship and accomplishment. And, once an Eagle Scout, always an Eagle Scout. As indicated above, we will have fun. But, our fun will be in the context of the Scout Oath and Law, the Scout Motto, the Scout Slogan and the Outdoor Code. Eagle candidates *aspire* to be Eagle Scouts – it is not a gift and the rank must be earned. I challenge each participant to exemplify the standards of an Eagle Scout. Let the whole camp see what it means to be an Eagle Scout.

### **What will increase each participant's likelihood of success at Eagle Encampment?**

1) **MEDICAL FORM and REQUIREMENTS:** Parents/guardians, please scrutinize your Scout's medical form. Is it signed? Is it complete? Have you listed allergies? (If none, it must say "none.") All medications, prescription or not, must be in their original, labeled containers. Even non-prescription medicines require a doctor's note! Remember, everyone drinks at least 3 quarts of water each day! Each year, campers get dehydrated and may even end up at the hospital. Help us!

2) **Do those pre-requisites. You will not receive a merit badge just for showing up.** You earn the merit badge. You are *awarded* the merit badge after completing all the requirements. There are many requirements that must be completed **prior to June 15, 2014.**

3) **No electronics.** People, we are camping. Trust us, a week without headphones, first person shooting games, explosions, amplifiers or other distractions is a good thing. Let's make new friends, have conversations, maybe even read!

4) **No food in the bunks.** There are many interesting animals I'd like to see in the woods. There are no animals I'd like to see in my bunk. No food or drinks are permitted in the bunk houses at all. Water only.

5) **Let's "uniform" well.** I understand that different troops have different standards for wearing the uniform. Eagle Scouts represent Scouting's highest standards. I insist that we all wear complete field (formerly known as class A) uniforms to dinner. As to t-shirts, please, Scouting t-shirts only. I reserve the right to disallow any non-Scouting t-shirt (or other garment) I don't like. Typical activity shirts (formerly known as class "B") are required. Let's leave our rock band logos, clothing store brand names, college team/name, sports team and other non-Scouting t-shirts, hats, shorts, pants, shoes, sweaters, jackets and socks at home.

6) **Check your checklist:** Forgetting the wrong item can impact your week. I am really looking forward to our week at camp, to get to know each participant, to help, to share some laughs and special moments. If there is anything I can do, or if anyone has any questions, please do not hesitate to contact me.

7) Eagle Encampment begins on Sunday 12 noon, when check-in begins and ends Friday @ 4pm for departure home. Nobody leaves early on Friday.

Signed, Your Eagle Encampment Senior Staff (Mr. Karney, Mr. Scott, & Mr. Eisinger)

# Troop Schedule

## June 15

Check in at Camp Ithiel, Sunday 12 noon – 2 pm. Provisional Troop pictures 3 pm – 4pm. Orientation will be at 4pm and then dinner at 5pm. Please note lunch will not be served. Please eat a hearty lunch prior to arriving to camp.

---

## June 16 – June 20

6:30: Reveille

6:05 – 6:50: Good time to take showers! General barrack clean up. Barracks will be inspected, so tidy up every day!

7:00: Breakfast [Field Uniform (formerly known as “Class A” required)]

8:00 - 11:45 Classes [Activity Uniform (formerly known as “Class B” required”)]

12:00: Lunch [Activity Uniform (formerly known as “Class B” required”)]

1:00 – 4:45 Classes [Activity Uniform (formerly known as “Class B” required”)]

5:00: Dinner [Field Uniform (formerly known as “Class A” required)]

6:00 – 6:55: Free Time [basketball, volleyball, Frisbee, board games, rest, showers]

7:00 – 10:00 Classes [Activity Uniform (formerly known as “Class B” required”)]

11:00 Lights out (sleeping not required, only suggested, but no talking, sounds or lights allowed)

---

**Eagle Project, Board of Review** Friday 1 – 2:00 pm

**History of the Eagle Rank** Thursday 3 – 4:30 pm

**Socials** Watermelon Night Tuesday, Ice Cream Night Thursday

---

**June 20->** Check out begins @ 4:00pm. Bunk houses and facilities inspected for cleanliness and damage. All damage will be paid for by applicable Scouts. The checkout process typically occurs between 4:00 – 6:00pm.

### **Miscellaneous Notes:**

1. It is anticipated that the air-conditioned Eagle Encampment will reach capacity well before the registration due date of June 5, 2014. Do not delay if thinking about registering. Register today! There is not a late fee because late registrations are not possible due to the anticipated popularity of this event.
2. In terms of day one at Eagle Encampment, the plan will be regrettably, to turn away late arrivals and day of registration participants. Do not assume a Scout will simply walk up to this event on June 15th and be admitted without proper and approved prior registration. Call Bob Karney with questions at 407-625-4898.
3. Eagle Scouts have a long tradition of looking sharp! Towards that goal, uniforms at Eagle Encampment will be *by the book*, **regardless** of local Troop policy. Unless announced during the week at camp, only official BSA complete (head to toe) uniforms are worn during the instructional periods and as required by the camp Scoutmaster. Non-BSA official green or khaki pants/shorts and other pieces are not allowed. If the scout's local Troop does not wear a full and complete uniform, as prospective Eagle Scouts, Eagle Encampment participants are required to show up on day one in full and complete uniforms (official BSA issued uniform shirt, pants, socks, belt and a neckerchief). This may require some participants to purchase additions to their local unit uniform. Only official BSA hats allowed - all other hats are to remain at home. Again, full uniforms will be worn during all instructional periods during the week [recommend each person bring two uniforms]. In terms of proper insignia placement, refer to the enclosed uniform inspection sheets or the official online insignia guide: <http://www.scouting.org/media/insigniaguide/06.aspx>. Each scout should consider bringing a sewing needle and plenty of thread just in case they need to make an onsite adjustment. Better yet, inspect and fix before coming to camp. Closed toe shoes with official scout socks are required. Open toe shoes (i.e. flip flops, sandals, crocks, etc.) can only be worn for showering.
4. During similar past events, some Scoutmasters or parents signed up their scouts for merit badges without the scout's consent and when the scout arrived to camp, they were clueless as to what they were doing at camp. Parents, please help the staff avoid this type of awkward situation. The scout must determine his schedule [although there is minimum of three merit badges to be taken at Eagle Encampment].
5. Un-scout-like behavior is not allowed. If a Scout is sent home early, the Eagle Encampment Scoutmaster's decision is final. No refunds are available. Transportation logistics are at the participant's expense.
6. Parental visitation during the week is not recommended. Parents/guardians are encouraged to write letters one week in advance in order to ensure timely delivery. Be sure the Scout's full name and "EE 2014" are written on the front of envelope or care package.

# Statement of Understanding & Acceptance

The Eagle Encampment is not simply a merit badge camp; if participants are interested in earning their merit badges, then this is the place to go. Participants will **not** earn merit badges just for showing up and to be clear, the adults volunteering this week are not running a baby-sitting service. Each candidate is expected to take the necessary time to complete all required pre-requisites before coming to camp. The opportunity for significant progress on the Trail to Eagle is possible for those who remain focused on the objectives. Distractions from those not focused on objectives will not be tolerated; therefore, un-Scout-like behavior is not acceptable. There is a zero tolerance for activity which violates the Scout Oath, Law, Slogan or Motto. All participating Scouts will utilize the **full** Scout uniform as per the Boy Scout official inspection sheet (<http://www.scouting.org/filestore/pdf/34283.pdf>). Note: If local unit does not utilize **full** uniform (i.e. no Scout pants, socks, neckerchief etc.), these must be obtained for Eagle Encampment and an inspection will occur at admittance. Incomplete uniform = no admittance. **No exceptions.** Use the inspection forms included in this package. Borrow items if you need them.

The Eagle Encampment Scoutmaster is authorized to send a participant home for actions/behavior not acceptable while at camp. There are no exceptions and the Scoutmaster's decision is final. Logistics regarding travel back home will be the parent's responsibility and there will be no camp fee refunds if this occurs.

**SPECIAL NOTE #1 ->** The participating Scout agrees to drink at least 3 quarts of water each day (7 am - 7 pm) while at camp unless unable due to medical reasons and that must be stated on medical form. Please note that soda, punch, Gatorade and other liquids do not count towards the total; just plain water counts towards the total of 3 quarts of water per day. \_\_\_\_\_ Initialed as understanding (Scout).

**SPECIAL NOTE #2 -> LOCAL UNIT SCOUTMASTER FILLS IN THIS SECTION PRIOR TO CAMP (3 SPACES)->** It is understood that the Scout below is a member in good standing of Troop/Crew \_\_\_\_\_ (fill in) and is experienced and qualified to attend Eagle Encampment at Camp Ithiel. He is an experienced camper, having spent \_\_\_\_\_ (fill in) nights outdoors prior to attending Eagle Encampment '14. The Scout below had a special and focused Scoutmaster Conference with his local unit Scoutmaster on \_\_\_\_\_ (date) to ensure that the Scout knows which merit badges he needs and wants to take and we verify that he is capable and ready for this Eagle Encampment undertaking. We agree that this young man is a future candidate for the rank of Eagle Scout.

**SPECIAL NOTE #3 ->** The participating Scout understands his successful completion of merit badges at the end of camp directly correlates to the successful completion of pre-requisites before camp. The Scout and parent sign here to confirm their acknowledgement \_\_\_\_\_ (Scout) \_\_\_\_\_ (Parent).

All persons below have read, agree to, accept and understand all the statements on this page and the entire Eagle Encampment package (write legibly, one participant per page please):

Participant's Name: (please **print** very legibly) \_\_\_\_\_

Signed by **Participant**: \_\_\_\_\_

Signed by **Parent**: \_\_\_\_\_ 24 hour contact # \_\_\_\_\_

Printed Parent/Guardian Name(s) \_\_\_\_\_

Signed by **Scoutmaster**: \_\_\_\_\_ 24 hour contact # \_\_\_\_\_

***This page must be brought to camp June 15, 2014 check-in fully executed. All spaces must be completed. Be sure all name/signatures/phone numbers are legible. If this page is not presented on day one, 100% complete, the participant will not be admitted. No exceptions. Questions: Call Bob Karney at (407) 625-4898.***

# Central Florida Council Eagle Encampment 2014

June 15 - June 20, 2014

## Location: Camp Ithiel

Address: 2037 Hempel Ave, Gotha FL 34734

Payments and Inquires must be delivered to the Council office – not to Camp Ithiel.

It is critically important that the information below be printed carefully and is legible. Please **submit this form** with your payment **before 6/5/14 along with Page 13**. Fee: \$275, including \$100 deposit with this application and balance of all fees are due before 6/5/14. If fee is not paid on time, the Scout will not be allowed to participate. We must be able to read the information below clearly. Please use a pen and write slowly and carefully. Think about the person having to read this information – please be considerate and note one participant per form. **Take your time completing this form and review it to be sure all is crystal clear below because this information will be hand-keyed into the Eagle Encampment participation spreadsheet. Assume the person keying the info does not know you and can easily mis-read less-than-neat handwriting.**

Name of Scout \_\_\_\_\_

Address \_\_\_\_\_ City \_\_\_\_\_ Zip \_\_\_\_\_

Home Phone (\_\_\_\_\_) \_\_\_\_\_ Council name \_\_\_\_\_

Cell Phone #1(\_\_\_\_\_) \_\_\_\_\_ \* Cell Phone #2(\_\_\_\_\_) \_\_\_\_\_ \*

Scout's e-mail address \_\_\_\_\_

Parental e-mail #1 \_\_\_\_\_

Parental e-mail #2 \_\_\_\_\_

Scoutmaster's Name \_\_\_\_\_ Scoutmaster's Cell Phone \_\_\_\_\_

Scoutmaster's e-mail address \_\_\_\_\_

Troop# \_\_\_\_\_ Rank \_\_\_\_\_ (**must** be **at least** 1<sup>st</sup> Class before 6/15/14)

Birth date \_\_\_\_\_ (Participant **must** be **at least** 13 years old by 6/15/14)

Parent/Guardian Name \_\_\_\_\_

**\*Please note: Camp must be able to reach Parent/Guardian 24 hours at one of these numbers.\***

Special Needs \_\_\_\_\_

Any special medical problems or prescription drugs **MUST** also be indicated on your Medical Form

### Which of the following Merit Badges do you plan to work on at camp?

Mark each merit badge that you **intend to prepare for and participate in** during the week (minimum of at least 3, earning all 6 in one week is probable and possible).

<input type="checkbox"/> Citizenship in the Community	<input type="checkbox"/> Citizenship in the Nation
<input type="checkbox"/> Citizenship in the World	<input type="checkbox"/> Communications
<input type="checkbox"/> Family Life	<input type="checkbox"/> Personal Management

# Air Conditioned Eagle Encampment 2014

**What:** Ability for Scouts to achieve unprecedented progress on the Trail to Eagle via intensive merit badge instruction and their prerequisites, offering six Eagle Rank required merit badges [Citizenship in the Community, Nation & World, Communications, Family Life and Personal Management]. Each participant must take a minimum of 3 merit badges to qualify for admission. All-you-can-eat "teenaged sized potions" and all air-conditioned areas throughout included. The most incredible staff ever assembled is FREE!

**When:** June 15 - June 20, 2014    **Where:** Camp Ithiel [in Gotha]

**Who:** 1<sup>st</sup> Class, Star and Life Rank Scouts; 13 – 17 years old (as of 6/15/14).

**Cost:** \$275 paid in full before 6/5/2014 or \$100 deposit with balance paid before 6/5/2014. Fee includes two shirts and a commemorative hat per participant.

**What to Bring:** 100% official BSA uniform, plus typical summer camp gear. Official BSA clothes are worn during entire event (except swimming).

**Other:** Space is limited. Full details available via participant guide, or contact [sean@signindustry.com](mailto:sean@signindustry.com) for more information.

**Please PRINT very, very legibly. If we cannot read it, your account will not be accurate, thereby causing you problems later which could include not being processed. Use one registration form for each Scout. Eagle Encampment Date: 6/15 – 6/20/2014.**

Name of Scout Participating: \_\_\_\_\_ Adult Shirt Size \_\_\_\_\_ Circle Hat Size ( Reg or Large )

**Fees: Circle one: \$100 deposit included or \$275 full payment included**    \$ \_\_\_\_\_ Amount enclosed

Method of Payment: Make checks payable to **Central Florida Council, Boy Scouts of America**, Wayne Densch Scout Center, 1951 South Orange Blossom Trail #102, Apopka, FL 32703. If paying by credit card, you may fax to (407) 889-4406. Fees are refundable if Service Center (407-889-4403) is notified AT LEAST 72 hours BEFORE the event.

**Please include page 13 & 14 from the participant's guide and this registration with your payment.**

Parental e-Email address \_\_\_\_\_

Parental cell phone # \_\_\_\_\_ Participant's cell # \_\_\_\_\_

Participant's e-Email address \_\_\_\_\_

**Office use: F816**

Cash or Check	Check #	Amount \$	3 or 4 digit security code
Visa/MasterCard/AMEX/Discover #			
Expiration date    /    /	Signature		

## *"Once an Eagle Scout – Always an Eagle Scout"*

Registrations beyond June 5, 2014 (if there is room), may not receive participant shirts, hat and patch (quantities are limited) and will not be assured of acceptance to the program.

Please double check all information for accuracy and legibility. Be sure to send your payments to the Council office with this page 13 and 14 from the participant guide. Participants are strongly encouraged to keep copies of pages 13, 14 & 15 for their records. Thank you!