




Gateway District Eagle's Nest

- The 12 steps
- Where do I get a project?
- Troop Counseling/Approval Process
 - ◆ Letter of Reference Process
- Project Proposal/Planning
- District Approval Expectations
- Eagle Application Requirements
- Eagle Board Expectations
- Contacts and Resources






The 12 steps



1. Complete the Eagle requirements
 - Tenure, Scout Spirit, Merit Badges, Leadership positions, Eagle service project, Life ambition statement, Letters of reference, and Scoutmaster conference
2. Eagle Service Project
 - Project proposal approved using **New 2012 Workbook** prior to project
 - District approval is now required last
3. Application/Requirements prior to 18 yrs
4. Application signatures by Leader and CC
5. Project requires completion approval
6. Council checks the Eagle Application
 - References are requested using a form
 - **Ambition statement must be attached**

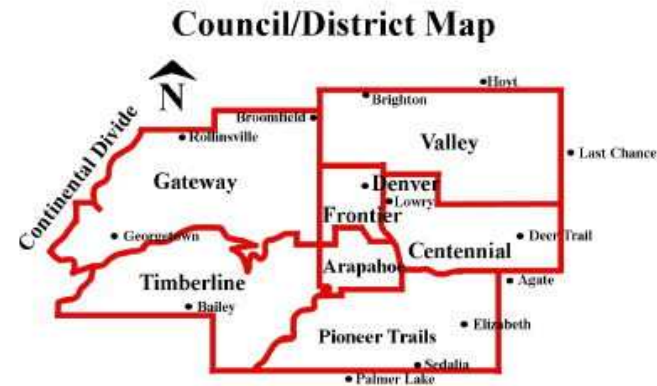




The 12 steps



7. Schedule an Eagle Board or Review
 - Requires council approval signature
8. Form the Eagle Board
 - District representative is required
9. Conduct the Eagle Board of Review
 - The decision must be unanimous
 - An appeal process exists through the district
10. Application is signed and returned to council
 - Reference letters are destroyed
11. Council Scout Executive approves the application
12. The National Eagle Scout Service certifies the application and sends certificate to council
 - BOR date is the date of rank






Your Eagle Project



- The Objective is to demonstrate Service, Impact, and Leadership
 - ◆ Proposal with Planning
 - ◆ Organize
 - ◆ Recruit
 - ◆ Direct Others
- Maximizing service is Not the objective
 - ◆ **Impact** has new importance for proposal approval and final evaluation
- Scout creates the project
 - ◆ NOT the Parents or Troop

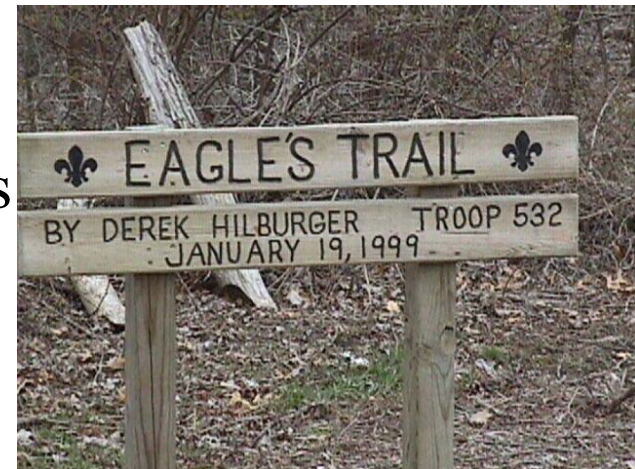




Where do I get a project?

➤ Limitations

- ◆ Non-profit community benefactor
 - ☑ Community now includes the World
 - ◆ Not a fund raising project
 - ◆ Not associated with a business
 - ☑ Page 1-4 – “this is not meant to disallow work for **community institutions**, such as museums and service agencies (like homes for the elderly, for example), that would otherwise be acceptable.”
 - ◆ Not routine labor or maintenance
 - ◆ Not associated with BSA activities/facilities
- Page 1-4 - “Canned” Blood Drives listed as example of no opportunity for planning, development, and leadership
- Food, book, clothes, and toy drives must have specific goals and show impact





Where do I get a project?

- Park Benches, Shelters, Signs, Playground Equipment
- Planting trees & shrubs
- Animal Shelters
- Books for a Library
- Bird Houses for Parks
- Trail Improvements and Additions
 - ◆ Not maintenance
- Rebuild Computers for Disadvantaged
- Nursing home picnic tables
- Homes for the elderly
- Clean out school lockers for supplies for needy students





Where do I get a project?

- Individuals (or Relatives)
 - ◆ Requires a source representing the “community” who will provide approvals – Special needs cases are considered
- City Recreation/Parks Managers
- Schools
 - ◆ Windy Peaks – Jim Schuyler 303-988-5736
- Church Projects
 - ◆ Landscaping, painting, construction
- Historic Parks or Museums
- Federal or State Offices
- Senior Citizen Organizations (Not Individuals)
- Jeffco Open Space
 - ◆ osvol@jeffco.us 303-271-5922
 - ◆ <http://jeffco.us/parks/parks-and-venues/>



Where do I get a project?

- Golden Gate Canyon State Park
 - ◆ Phil Headrick 303-582-5260 phil.headrick@state.co.us
- North Jeffco Park and Recreation (Arvada)
 - ◆ Marshall Masek 303-403-2528
- Jeffco Fairgrounds (Lakewood)
 - ◆ Mark Danner 303-271-6600 mdanner@Jeffco.us
- South Platte Valley Historical Society
 - ◆ Gary Dawdy 303-452-6512 dawdyga@comcast.net
- Dinosaur Ridge
 - ◆ Joe Tempel 303-697-3466 Cell: 720-971-9649
- City of Arvada (Residents or Troop members only)
 - ◆ Sandra McDonald 720-898-7603
- City of Lakewood - Bear Creek Lake Park
 - ◆ Erik Nilsen 303-697-6159



Troop Counseling/Approval

- Application dates from Troop records
 - ◆ CC/Adv Chair updates council database using **Internet Advancement**
 - ◆ Or unit submits paper advancement report to Council
- Leadership training
- Letters of reference sent back to Unit Leader
 - ◆ If no **Religious** reference, use parent
- Life ambitions, positions, and awards review
- Project Proposal/Plan counseling (**new Eagle Project Coach**)
 - ◆ Page 4-6 - “Coaches shall not have the authority to dictate changes, withdraw approval, or take any other such directive action”
- Project execution support, but not Direction
- Review the required Eagle Project report
- Unit Leader approval of the Project Proposal and Completion
- SM and CC signatures on Proposal and Eagle Application
- **Extensions are much harder to get starting mid-2012**
 - ◆ New national guidelines restrict what Council can approve



Eagle Scout Candidate: _____ Scout's Name _____
 Letter of Recommendation _____

You have been asked to provide a recommendation for a candidate for the rank of Eagle Scout. This is the highest award in Scouting and is recognition that the boy has mastered his Scouting skills and has adopted the ideals of Scouting in his daily life. BSA membership believes that the principles set forth in the Scout Oath and Law are central to the BSA goal of teaching the values of self-reliance, courage, integrity, and consideration to others. An Eagle Scout carries special significance as he enters higher education, business, or community service.

Does he understand the value of Scouting in his home, scouting unit, school, and community?
 Has he really tried to live up to the Scout Oath and Law in his everyday life?

The Scout Oath

On my honor, I will do my best
 To do my duty to God and my country
 And to obey the Scout Law;
 To help other people at all times
 To keep myself physically strong,
 Mentally awake, and morally straight.

The Scout Law

A Scout is:	Obedient
Trustworthy	Cheerful
Loyal	Thrifty
Helpful	Brave
Friendly	Clean
Courteous	Reverent
Kind	

On the back of this sheet, which will be destroyed after the Eagle Board of Review, please give examples or explain how the candidate:

- Exemplifies the principles of Scouting as stated in the Scout Oath and Law and applies them in his everyday life;
- Demonstrates good citizenship;
- Demonstrates leadership in activities in which he is involved;
- Respects the rights and opinions of others.

Do you recommend this candidate for the rank of Eagle Scout? Yes No

Your Signature _____ Date _____

Your Title _____

Please send your letter to: BSA Adult: _____

By _____ Address: _____

Date _____ City, State Zip: _____

Do not send your letter to the Eagle Scout Candidate. All letters are considered confidential.

Confidentiality

All reference letters will be destroyed after the Eagle Board of Review in order to protect confidentiality. If you attach extra information (such as art work, poems, or special documents) that you intend to share with the scout, family, or court of honor, then please indicate your intended use of this extra information in writing.



Service, **Impact**, and Leadership



➤ 2012 Eagle Scout Service Project Workbook

- ◆ Leadership is now one of 3 objectives
- ◆ **Impact** has new importance for proposal approval and final evaluation
 - ☑ Page 1-3 – “**Attention: Unit, District, and Council Reviewers** Eagle Scout projects must be **evaluated primarily on impact**: the extent of benefit to the religious institution, school, or community, and on the leadership provided by the candidate.”
 - ☑ Page 4-6 - “Eagle Scout projects must be evaluated primarily on **impact** ..., and on the leadership provided by the candidate.”
- ◆ Evaluating the Project after Completion:
 - ☑ The unit leader or project beneficiary may determine modifications were so material that the extent of service, or the **impact** of the project, were insufficient to warrant approval.
 - ☑ The candidate may be requested to do more work or even start over with another project.





Project Proposal



- Project Description and Benefit
 - ◆ Concept, benefits, timing
- Giving Leadership
 - ◆ How many people?
- Materials and Supplies
 - ◆ Tools, permits, timing
 - ◆ Cost estimate and funding
- Project Phases
 - ◆ Fundraising, prep, execution, reporting
- Logistics
 - ◆ Transportation, tour plan
- Safety Issues
- Actions for Further Planning
- Write “see attached” and add pages as needed

New 2012 Workbook
Section 2



New functionalities for this electronic workbook include expandable text boxes and the ability to insert images in JPEG, GIF, TIF, and PNG formats. Please let us know how we may further improve your experience by sending comments to advancement.team@scouting.org or advancement.team@scouting.org.

Eagle Scout Service Project Workbook

 BOY SCOUTS OF AMERICA

Eagle Scout candidate's name



Project Phases



Project Phases

Think of your project in terms of phases and list what they might be. The first might be to complete your final plan. Others might include fundraising, preparation, execution, and reporting. You may have as many phases as you want, but it is not necessary to become overly complicated.

- 1.
- 2.
- 3.
- 4.
- 5.
- 6.
- 7.
- 8.



Preliminary Cost Estimate



Preliminary Cost Estimate

(You do not need exact costs. Reviewers will just want to see if you can reasonably expect to raise enough money to cover an initial estimate of expenses.)

(Enter your estimated expenses)

Fundraising *Explain where you will get the money for total costs indicated below, left.*

Materials:	
Supplies:	
Tools:	
Other*:	
Total costs:	

**Such costs as food, water, gasoline, parking, permits, equipment rental, sales tax, etc.*



Project Proposal



- Recommended Formal Plan (Section 3)
 - ◆ Meant for interaction with the **Eagle Project Coach**
- Getting Proposal Approval – In advance
 - ◆ Unit Leader approves Impact, planning, development, and leadership
 - ◆ Unit Committee approves Life scout date and project feasibility
 - ◆ Benefactor approves benefit/impact and agrees to using their name for fundraising and provide receipts to donors
 - ◆ District approval is **required to be last**
- Evaluating the Project after Completion
 - ◆ Both Benefactor and Unit Leader must approve project completion
 - ◆ Failure to approve may be appealed by requesting an Eagle Scout board of review under disputed circumstances
- Reporting the Results
 - ◆ Formal reporting requirement (Section 4)



District Approval Expectations

Page 1-3 - “reviewers must not require more planning and development than necessary to execute the project.” **Must show => Page 1-5 outline**

1. *Proposal Approvals are in place*

- ◆ Project has a Benefactor with address/signature and Unit approvals

2. *Proposal provides sufficient opportunity to meet the Eagle Scout service project requirement.*

- ◆ You **must show that** **planning, development, and leadership will take place**; and how the three factors will benefit a religious institution, a school, or your community.

3. *Proposal appears to be feasible.*

- ◆ You must show the project is realistic for you to complete.

4. *Safety issues will be addressed.*

- ◆ You must show you have an understanding of what must be done to guard against injury, and what will be done if someone does get hurt.

5. *Action steps for further detailed planning are included.*

- ◆ You must make a list of the key steps you will take to make sure your plan has enough details to be carried out successfully.

6. *You are on the right track with a reasonable chance for a positive experience.*



District Approval Expectations



- Proposal has a written document
 - ◆ Phases or steps are defined
 - ◆ Materials, tools, permits, and timing are identified
 - ◆ Reasonable expectations of expenses
 - ◆ Safety issues illuminated
 - ◆ Proposal for recruitment
- Funding is now encouraged by benefactor, unit, or scout family
 - ◆ Funds raised only for project supplies
 - ☑ Community fundraising requires a **Fundraising Application** approved by the District – pg 3-7,8
 - ☑ Donations by members of benefactor organization, unit, or family do not require District approval
 - ◆ Funds raised must be held in Benefactor or Unit accounts
 - ☑ Documentation of donor contributions must be provided through the project beneficiary
 - ◆ Excess funds are returned to the benefactor
- Scout is prepared to **Present** his proposal verbally
- District approval required **BEFORE** the project begins
 - ◆ Troop leader or Eagle coach should attend the Approval Review
 - ◆ District approval is now required to be last – Page 2-4
- Failure to approve the Proposal is appealed to the District Advancement Chair



Eagle Project Report – Section 4

- The manner in which the project was carried out
 - ◆ Describe the actual project steps and your role in each
 - ◆ Photos, maps, handouts, or diagrams will help your Eagle Board
- Written answers for Section 4 of the 2012 Workbook
 - ◆ When did the work begin and when was it finished?
 - ◆ What was challenging about your project?
 - ◆ What changes were made as the project was conducted?
 - ◆ In what ways did you demonstrate leadership of others?
 - ◆ What was most difficult about being a leader?
 - ◆ What was most rewarding about being a leader?
 - ◆ What did you learn about leadership
 - ◆ Were there significant shortages or overages of materials, supplies, and tools?
 - ◆ Keep a log of hours separating yourself, leaders, youth, and adults
 - ◆ Describe the fundraising effort; How much was collected and spent?
 - ◆ How were the donors thanked?
- Write “see attached” and add pages as needed



Eagle Application Requirements



- Application (512-728, 2014) prepared by the scout, but reviewed and signed by Troop SM and CC
 - ◆ New form adds project name and hours
 - ◆ New Leadership: Webmaster, Leave No Trace trainer
 - ◆ **Cooking MB**
- Council Office Review of Application and Workbook
 - ◆ Check dates of rank and MB's (12 required)
 - ☑ Make sure Star and Life MB's are included in list
 - ◆ Check reference letter requests
 - ◆ Check scout leadership positions/dates
 - ◆ **Attach statement of ambitions & life purpose, listing of positions held and awards**
 - ◆ Check SM and CC signatures
 - ☑ Failure to sign does not stop the process, but letters are requested for the Eagle Board from the SM or CC not signing
 - ◆ Check Service Project Workbook
 - ☑ Benefactor and unit leader signature **after** project completed
- Council Office check **required** before Eagle Board can be held





Merit Badges (13 Req'd, 8 Choice)

Starting Jan. 1, 2014, Cooking Merit Badge is Required for Eagle



Required for Eagle Scout (line out ones not used):

- | | |
|--|---------------|
| 1. Camping (activity prior to start counts) | Earned: _____ |
| 2. Citizenship in the Community | Earned: _____ |
| 3. Citizenship in the Nation | Earned: _____ |
| 4. Citizenship in the World | Earned: _____ |
| 5. Communications | Earned: _____ |
| 6. Cooking | Earned: _____ |
| 7. Emergency Preparedness or Lifesaving | Earned: _____ |
| 8. Environmental Science (activity prior to start counts)
or Sustainability | Earned: _____ |
| 9. First Aid | Earned: _____ |
| 10. Cycling or Hiking or Swimming | Earned: _____ |
| 11. Personal Management (activity prior to start counts) | Earned: _____ |
| 12. Personal Fitness (activity prior to start counts) | Earned: _____ |
| 13. Family Life (activity prior to start counts) | Earned: _____ |

Eagle Scout Candidate's choices:

- | | |
|-------------|---------------|
| Merit Badge | Earned: _____ |
| Merit Badge | Earned: _____ |
| Merit Badge | Earned: _____ |

During 2014, a Scout may continue—or begin work—using the old Cooking or Computers merit badge requirements and the old pamphlets. Otherwise, he may switch to—or begin work—using the new requirements as stated in the 2014 Boy Scout Requirements book for Cooking or Digital Technology (which replaces Computers) and the new merit badge pamphlets. If a Scout chooses to use the old merit badge requirements and pamphlets, he may continue using them until he has completed the badges. See Guide to Advancement topic 7.0.4.3.

Substitution is allowed by application to the Council for scouts with disabilities



Eagle Board Expectations



- Candidate in full uniform with merit badge sash
 - ◆ If wearing all or part of the uniform is impractical for whatever reason, the candidate should be clean and neat in his appearance and dressed appropriately
- SM, CC, and Council signatures on the application
- Life's ambition statement, positions held, and awards outside of scouting
- Report must discuss Impact, Service, Leadership, and what was learned (Section 4 of new 2012 Workbook)
 - ◆ Original + 2 copies of project report and application
- Report must include hours expended and results
 - ◆ New Eagle App requires project name and total hours
- Report should include “Thank you” letter copies





Eagle Board Expectations



- Advancement report (34403B) prepared by leader
- Leader brings unopened reference letters
 - ◆ Religious letter from Pastor or Parent is reviewed
 - ◆ References are destroyed after the Board
- Leader introduces candidate to the Board
 - ◆ Leader observes proceedings without comment
- Candidate is prepared to discuss his project, scout experience, and scout spirit
- Candidate is prepared to take notes for additions or improvements
 - ◆ Negative results may be appealed to the District Advancement Chair
- Special boards under “disputed circumstances” may be held at the candidate’s request with no unit members present





Web Resources



EAGLE SCOUT
INFORMATION

➤ Eagle Application and Project Workbook

- ◆ <http://www.scouting.org/scoutsource/BoyScouts/AdvancementandAwards/resources.aspx>

➤ National Websites

- ◆ <http://www.scouting.org/BoyScouts/AdvancementandAwards/eagle.aspx>
- ◆ <http://www.nesa.org>
- ◆ <http://www.eaglescout.org>
- ◆ http://www.meritbadge.org/wiki/index.php/Main_Page
- ◆ <http://usscouts.org/usscouts/advance/changes/advchanges14.asp>

➤ Courts of Honor

- ◆ <http://www.eaglescout.org/finale/coh/coh.html>
- ◆ <http://www.northernstarbsa.org/Forms/Eagle/EagleCourtOfHonorScripts.pdf>

➤ Council Home Page: Eagle Scout Corner

- ◆ <http://www.denverboyscouts.org/youth-programs/eagle-scouts/eagle-scout-advancement/11251>



Contacts



➤ Project Proposal Approval by Appointment

- ◆ Rick Baldessari - 303-423-1887 (Golden)
- ◆ Shane Koyle - 303-335-7213 (Arvada)
- ◆ Mark Schultz - 303-883-2435 (Broomfield)
- ◆ Tom Wycaver - 303-278-0059 (Golden)
- ◆ Plan on 30 minutes of review

➤ Eagle Boards by Appointment

- ◆ John Nihiser - 303-423-4687 (Youth Only)
- ◆ Plan on 1 hour of review

➤ District Advancement Chairman

- ◆ Tom Gould - 303-526-1020 (Adults Only)