



Family Law Forms

Package 65 Petition for Temporary Custody Under Chapter 751

What this package contains:

- Petition for Temporary custody of a minor child by an **extended family member** (a person who is a relative within the third degree or certain stepparents. The following persons are relatives with in the third degree relationship: great-grandparents, grandparent, parent, uncle, aunt, brother, sister, child, grandchild, great-grandchild, nephew, or niece).

*These forms are **NOT** the same as a Probate Guardianship action.*

- Waiver and Consent forms, UCCJEA affidavit.
- Process service forms, constructive service forms, notice of hearing, order on petition.

How this package may be used:

- A member of a minor child's extended family may use these forms to request temporary custody of that child. These forms are intended to be used in situations where the parents consent to this or where specific acts or omissions of the parents, which demonstrates that the parents have abused, abandoned or neglected the child(ren) as defined in chapter 39, are stated.

This can be a complicated area of the law, if you have any questions concerning the use of these forms or your legal rights, you are encouraged to seek legal advice from an attorney.

How this package may NOT be used:

- To file for custody of a child you are not related to.
- To file for custody of a minor child if either parent will contest it.
- To file for the custody of a minor child that is the subject of a Dependency Action through the Department of Children Youth and Families.
- To file for custody of an adult.
- By an unwed father in place of a paternity action. If the mother's location is known, these forms are inappropriate.

LAST UPDATE
11-2006

Forms for Use With
Petition For Temporary Custody Under Chapter 751 - #65

Index

Information:

- **Appendix - General Information for Pro Se Litigants**
- **How can I keep my address confidential in a court case if I am in fear of domestic violence?**
- **Address and telephone number list**

<u>Form No.</u>	<u>Name of Form</u>
FFLF 12.900(a)	Disclosure from Nonlawyer
FFLF-L	Civil Cover Sheet
FFLF-L	Petition for Temporary Custody
FFLF 12.902(d)	Uniform Child Custody Jurisdiction and Enforcement Act Affidavit

Consent Forms:

FFLF-L	Waiver and Consent*
FFLF-L	Waiver and Consent*

**Both natural/adopted parents must sign a consent form or be served.*

Personal Service:

FFLF 12.910(b)	Process Service Memorandum*
FFLF 12.910(a)	Summons: Personal Service on an Individual
FFLF 12.910(b)	Process Service Memorandum*
FFLF 12.910(a)	Summons: Personal Service on an Individual

**Both natural/adopted parents must be served or sign consent form.*

Constructive Service: *(can only be used if you cannot locate a parent, you are required to do a diligent search)*

FFLF-L	Notice of Action*
FFLF 12.913(b)	Affidavit of Diligent Search and Inquiry*
FFLF-L	Notice of Action*
FFLF 12.913(b)	Affidavit of Diligent Search and Inquiry*

**Both natural/adopted parents must be served or sign consent form.*

Default:

FFLF 12.912(b)	Nonmilitary Affidavit*
FFLF 12.912(b)	Nonmilitary Affidavit*

**The clerk cannot process a default against a party who is in the military service.*

FFLF 12.922(a)	Motion for Default*
FFLF 12.922(b)	Default*
FFLF 12.922(a)	Motion for Default*
FFLF 12.922(b)	Default*

**Each parent must either answer or have a default entered.*

Miscellaneous forms:

FFLF-L	Order on Petition for Temporary Custody
FFLF 12.924	Notice for Trial
FFLF 12.923	Notice of Hearing (General)
FFLF 12.923	Notice of Hearing (General) *Each parent must have notice of hearing

FFLF = Florida Supreme Court Approved Family Law Form/Florida Family Law Rules of Procedure Form

FFLF-L = Sixth Judicial Circuit Local Form

FAMILY LAW FORMS, COMMENTARY, AND INSTRUCTIONS

GENERAL INFORMATION FOR SELF-REPRESENTED LITIGANTS

You should read this General Information thoroughly before taking any other steps to file your case or represent yourself in court. Most of this information is **not** repeated in the attached forms. This information should provide you with an overview of the court system, its participants, and its processes. It should be useful whether you want to represent yourself in a pending matter or have a better understanding of the way family court works. **This is not intended as a substitute for legal advice from an attorney. Each case has its own particular set of circumstances, and an attorney may advise you of what is best for you in your individual situation.**

These instructions are not the only place that you can get information about how a family case works. You may want to look at other books for more help. The Florida Statutes, Florida Family Law Rules of Procedure, Florida Rules of Civil Procedure, and other legal information or books may be found at the public library or in a law library at your county courthouse or a law school in your area. If you are filing a petition for **Name Change** and/or **Adoption**, these instructions may not apply.

If the word(s) is printed in **bold**, this means that the word is being emphasized. Throughout these instructions, you will also find words printed in **bold** and **underlined**. This means that the definitions of these words may be found in the glossary of common family law terms at the end of this general information section.

Commentary

1995 Adoption. To help the many people in family law court cases who do not have attorneys to represent them (pro se litigants), the Florida Supreme Court added these simplified forms and directions to the Florida Family Law Rules of Procedure. The directions refer to the Florida Family Law Rules of Procedure or the Florida Rules of Civil Procedure. Many of the forms were adapted from the forms accompanying the Florida Rules of Civil Procedure. Practitioners should refer to the committee notes for those forms for rule history.

The forms were adopted by the Court pursuant to *Family Law Rules of Procedure*, 667 So. 2d 202 (Fla. 1995); *In re Petition for Approval of Forms Pursuant to Rule 10-1.1(b) of the Rules Regulating the Florida Bar—Stepparent Adoption Forms*, 613 So. 2d 900 (Fla. 1992); *Rules Regulating the Florida Bar—Approval of Forms*, 581 So. 2d 902 (Fla. 1991).

Although the forms are part of these rules, they are not all inclusive and additional forms, as necessary, should be taken from the Florida Rules of Civil Procedure as provided in Florida Family Law Rules of Procedure. Also, the following notice has been included to strongly encourage individuals to seek the advice, when needed, of an attorney who is a member in good standing of the Florida Bar.

1997 Amendment. In 1997, the Florida Family Law Forms were completely revised to simplify and correct the forms. Additionally, the appendices were eliminated, the instructions contained in the appendices were incorporated into the forms, and the introduction following the Notice to Parties was created. Minor changes were also made to the Notice to Parties set forth below.

NOTICE TO PARTIES WHO ARE NOT REPRESENTED BY AN ATTORNEY WHO IS A MEMBER IN GOOD STANDING OF THE FLORIDA BAR

If you have questions or concerns about these forms, instructions, commentary, the use of the forms, or your legal rights, it is strongly recommended that you talk to an attorney. If you do not know an attorney, you should call the lawyer referral service listed in the yellow pages of the telephone book under “Attorney.” If you do not have the money to hire an attorney, you should call the legal aid office in your area.

Because the law does change, the forms and information about them may have become outdated. You should be aware that changes may have taken place in the law or court rules that would affect the accuracy of the forms or instructions.

In no event will the Florida Supreme Court, The Florida Bar, or anyone contributing to the production of these forms or instructions be liable for any direct, indirect, or consequential damages resulting from their use.

FAMILY LAW PROCEDURES

Communication with the court... Ex parte communication is communication with the judge with only one party present. Judges are not allowed to engage in ex parte communication except in very limited circumstances, so, absent specific authorization to the contrary, you should not try to speak with or write to the judge in your case unless the other **party** is present or has been properly notified. **If you have something you need to tell the judge, you must ask for a hearing and give notice to the other party or file a written statement in the court file and send a copy of the written statement to the other party.**

Filing a case... A case begins with the filing of a **petition**. A petition is a written request to the court for some type of legal action. The person who originally asks for legal action is called the **petitioner** and remains the petitioner throughout the case.

A petition is given to the **clerk of the circuit court**, whose office is usually located in the county courthouse or a branch of the county courthouse. A case number is assigned and an official court file is opened. Delivering the petition to the clerk's office is called **filing** a case. A **filing fee** is usually required.

Once a case has been filed, a copy must be given to (served on) the respondent. The person against whom the original legal action is being requested is called the **respondent**, because he or she is expected to respond to the petition. The respondent remains the respondent throughout the case.

Service... When one party files a **petition, motion**, or other **pleading**, the other party must be "served" with a copy of the document. This means that the other party is given proper notice of the pending action(s) and any scheduled hearings. **Personal service** of the petition and summons on the respondent by a deputy sheriff or private process server is required in all **original petitions** and **supplemental petitions**, unless **constructive service** is permitted by law. Personal service may also be required in other actions by some judges. After initial service of the original or supplemental petition and summons by a deputy sheriff or private process server, service of most motions and other documents or papers filed in the case generally may be made by regular U.S. mail or hand delivery. However, service by **certified mail** is required at other times so you have proof that the other party actually received the papers. The instructions with each form will advise you of the type of **service** required for that form. **If the other party is represented by an attorney, you should serve the attorney and send a copy to the other party, except for original or supplemental petitions, which must be personally served on the respondent.**

Other than the initial original or supplemental petitions, anytime you file additional pleadings or motions in your case, you must provide a copy to the other party and include a **certificate of service**. Likewise, the other party must provide you with copies of everything that he or she files. Service of additional documents is usually completed by U.S. mail. For more information, see the instructions for **Certificate of Service (General)**, Florida Supreme Court Approved Family Law Form 12.914.

Forms for service of process are included in the Florida Family Law Forms, along with more detailed instructions and information regarding service. The instructions to those forms should be read carefully to ensure that you have the other party properly served. **If proper service is not obtained, the court cannot hear your case.**

Note: If you absolutely do not know where the other party to your case lives or if the other party resides in another state, you may be able to use **constructive service**. However, if constructive service is used, other than granting a divorce, the court may only grant limited relief. For more information on constructive service, see **Notice of Action for Dissolution of Marriage**, Florida Supreme Court Approved Family Law Form 12.913(a), and **Affidavit of Diligent Search and Inquiry**, Florida Family Law Rules of Procedure Form 12.913(b). Additionally, if the other party is in the military service of the United States, additional steps for service may be required. See, for example, **Memorandum for Certificate of Military Service**, Florida Supreme Court Approved Family Law Form 12.912(a). In sum, the law regarding constructive service and service on an individual in the military service is very complex and you may wish to consult an attorney regarding these issues.

Default... After being served with a petition or **counterpetition**, the other party has 20 days to file a response. If a response to a petition is not filed, the petitioner may file a **Motion for Default**, Florida Supreme Court Approved Family Law Form 12.922(a), with the clerk. This means that you may proceed with your case and set a **final hearing**, and a **judge** will make a decision, even if the other party will not cooperate. For more information, see rule 12.080(c), Florida Family Law Rules of Procedure.

Answer and counterpetition... After being served, the respondent has 20 days to file an answer admitting or denying each of the allegations contained in the petition. In addition to an answer, the respondent may also file a counterpetition. In a counterpetition, the respondent may request the same or some other relief or action not requested by the petitioner. If the respondent files a counterpetition, the petitioner should then file an **Answer to Counterpetition**, Florida Supreme Court Approved Family Law Form 12.903(d), and either admit or deny the allegations in the respondent's counterpetition.

Mandatory disclosure... Rule 12.285, Florida Family Law Rules of Procedure, requires each party in a **dissolution of marriage** to exchange certain information and documents, and file a **Family Law Financial Affidavit**, Florida Family Law Rules of Procedure Form 12.902(b) or (c). Failure to make this required disclosure within the time required by the Florida Family Law Rules of Procedure may allow the court to dismiss the case or to refuse to consider the pleadings of the party failing to comply. This requirement also must be met in other family law cases, **except** adoptions, simplified dissolutions of marriage, enforcement proceedings, contempt proceedings, and proceedings for injunctions for domestic or repeat violence. The **Certificate of Compliance with Mandatory Disclosure**, Florida Family Law Rules of Procedure Form 12.932, lists the documents that must be given to the other party. For more information see rule 12.285, Florida Family Law Rules of Procedure, and the instructions to the **Certificate of Compliance with Mandatory Disclosure**, Florida Family Law Rules of Procedure Form 12.932.

Setting a hearing or trial... Generally, the court will have hearings on motions, final hearings on **uncontested** or **default** cases, and trials on contested cases. Before setting your case for **final hearing** or trial, certain requirements such as completing mandatory disclosure and filing certain papers and having them served on the other party must be met. These requirements vary depending on the type of case and the procedures in your particular jurisdiction. For further information, you should refer to the instructions for the type of form you are filing.

Next, you must obtain a hearing or trial date so that the court may consider your request. You should ask the clerk of court, or **family law intake staff** about the local procedure for setting a hearing or trial, which you should attend. These family law forms contain **orders** and **final judgments**, which the judge may use. You should ask the clerk of court or family law intake staff if you need to bring one of these forms with you to the hearing or trial. If so, you should type or print the heading, including the circuit, county, case number, division, and the parties' names, and leave the rest blank for the judge to complete at your hearing or trial.

Below are explanations of symbols or parts of different family law forms...

{specify}, {date}, {name(s)}, {street}, {city}, {state}, {phone}

Throughout these forms, you will find hints such as those above. These tell you what to put in the blank(s).

one only **all that apply**

These show how many choices you should check. Sometimes you may check only one, while other times you may check several choices. () This also shows an area where you must make a choice. Check the () in front of the choice that applies to you or your case.

IN THE CIRCUIT COURT OF THE _____ (1) _____ JUDICIAL CIRCUIT,
IN AND FOR _____ (2) _____ COUNTY, FLORIDA
Case No.: _____ (3) _____
Division: _____ (4) _____
_____,
(5) _____,
Petitioner,

and

_____(6)_____,
Respondent.

Line 1 The clerk of court can tell you the number of your judicial circuit. Type or print it here.

Line 2 Type or print your county name on line (2).

Line 3 If you are filing an initial petition or pleading, the Clerk of the Court will assign a case number after the case is filed. You should type or print this case number on all papers you file in this case.

Line 4 The clerk of the court can tell you the name of the division in which your case is being filed, and you should type or print it here. Divisions vary from court to court. For example, your case may be filed in the civil division, the family division, or the juvenile division.

Line 5 Type or print the legal name of the person who originally filed the case on line 5. This person is the petitioner because he/she is the one who filed the original petition.

Line 6 Type or print the other party's legal name on line 6. The other party is the respondent because he/she is responding to the petition.

I understand that I am swearing or affirming under oath to the truthfulness of the claims made in this petition and that the punishment for knowingly making a false statement includes fines and/or imprisonment.

Dated: _____(1)_____

_____(2)_____

Signature of Petitioner

Printed Name: _____(3)_____

Address: _____(4)_____

City, State, Zip: _____(5)_____

Telephone Number: _____(6)_____

Fax Number: _____(7)_____

Some forms require that your signature be witnessed. You must sign the form in the presence of a **notary public** or deputy clerk (employee of the clerk of the court's office). When signing the form, you must have a valid photo identification unless the notary knows you personally. You should completely fill in all lines (1 3-7) except 2 with the requested information, if applicable. **Line 2, the signature line, must be signed in the presence of the notary public or deputy clerk.**

STATE OF FLORIDA
COUNTY OF _____

Sworn to or affirmed and signed before me on _____ by _____.

NOTARY PUBLIC or DEPUTY CLERK

[Print, type, or stamp commissioned name of notary or clerk.]

Personally known

Produced identification

Type of identification produced _____

DO NOT SIGN OR FILL IN THIS PART OF ANY FORM. This section of the form is to be completed by the notary public who is witnessing your signature.

IF A NONLAWYER HELPED YOU FILL OUT THIS FORM, HE/SHE MUST FILL IN THE BLANKS BELOW: [↩ fill in all blanks]

I, {full legal name and trade name of nonlawyer} _____(1)_____ ,

a nonlawyer, located at {street} _____ (2) _____, {city} _____ (3) _____
{state} _____ (4) _____, {phone} _____ (5) _____, helped {name} _____ (6) _____,
who is the petitioner, fill out this form.

This section should be completed by anyone who helps you fill out these forms but is **not** an attorney who is a member in good standing of The Florida Bar, which means that he or she is not licensed to practice law in Florida.

- Line 1** The **nonlawyer** who helps you should type or print his or her name on line 1.
Lines 2–5 The nonlawyer’s address and telephone number should be typed or printed on lines 2–5.
Line 6 Your name should be typed or printed on line 6.

In addition, a **Disclosure from Nonlawyer**, Florida Family Law Rules of Procedure Form 12.900 (a), should be completed if a nonlawyer assists you. The disclosure is available as a family law form and should be completed before the nonlawyer helps you. This is to be sure that you understand the role and limitations of a nonlawyer. You and the nonlawyer should keep a copy of this disclosure for your records.

FAMILY LAW GLOSSARY OF COMMON TERMS AND DEFINITIONS

Note: **The following definitions are intended to be helpful, BUT they are not intended to constitute legal advice or address every possible meaning of the term(s) contained in this glossary.**

Affidavit - a written statement in which the facts stated are sworn or affirmed to be true.

Answer - written response by a respondent that states whether he or she admits (agrees with) or denies (disagrees with) the allegations in the petition. Any allegations not specifically denied are considered to be admitted.

Appeal - asking a district court of appeal to review the decision in your case. There are strict procedural and time requirements for filing an appeal.

Asset - everything owned by you or your spouse, including property, cars, furniture, bank accounts, jewelry, life insurance policies, businesses, or retirement plans. An asset may be marital or nonmarital, but that distinction is for the court to determine if you and your spouse do not agree.

Attorney - a person with special education and training in the field of law who is a member in good standing of The Florida Bar and licensed to practice law in Florida. An attorney is the only person who is allowed to give you legal advice. An attorney may file your case and represent you in court, or just advise you of your rights before you file your own case. In addition to advising you of your rights, an attorney may tell you what to expect and help prepare you for court. In family law matters, you are not entitled to a court-appointed lawyer, like a public defender in a criminal case. However, legal assistance is often available for those who are unable to hire a private attorney. You may consult the yellow pages of the telephone directory for a listing of legal aid or lawyer referral services in your area, or ask your local clerk of court or family law intake staff what services are available in your area. You may also obtain information from the Florida Supreme Court’s Internet site located at <http://www.flcourts.org/courts/supct>.

Bond - money paid to the clerk of court by one party in a case, to be held and paid to an enjoined party in the event that the first party causes loss or damage of property as a result of wrongfully enjoining the other party.

Central Governmental Depository - the office of the clerk of court that is responsible for collecting and disbursing court-ordered alimony and child support payments. The depository also keeps payment records and files judgments if support is not paid.

Certificate of Service - a document that must be filed whenever a form you are using does not contain a statement for you to fill in showing to whom you are sending copies of the form. Florida Supreme Court Approved Family Law Form 12.914 is the certificate of service form and contains additional instructions.

Certified Copy - a copy of an order or final judgment, certified by the clerk of the circuit court to be an authentic copy.

Certified Mail - mail which requires the receiving party to sign as proof that they received it.

Child Support - money paid from one parent to the other for the benefit of their dependent or minor child(ren).

Clerk of the Circuit Court - elected official in whose office papers are filed, a case number is assigned, and case files are maintained. The clerk's office usually is located in the county courthouse.

Constructive Service - notification of the other party by newspaper publication or posting of notice at designated places when the other party cannot be located for personal service. You may also be able to use constructive service when the other party lives in another state. Constructive service is also called "service by publication." However, when constructive service is used, the relief the Court may grant is limited. For more information on service, see the instructions for Florida Family Law Rules of Procedure Forms 12.910(a) and 12.913(b) and Florida Supreme Court Approved Family Law Form 12.913(a).

Contested Issues - any or all issues upon which the parties are unable to agree and which must be resolved by the judge at a hearing or trial.

Contingent Asset - an asset that you **may** receive or get later, such as income, tax refund, accrued vacation or sick leave, a bonus, or an inheritance.

Contingent Liability - a liability that you **may** owe later, such as payments for lawsuits, unpaid taxes, or debts that you have agreed or guaranteed to pay if someone else does not.

Counterpetition - a written request to the court for legal action, which is filed by a respondent after being served with a petition.

Default - a failure of a party to respond to the pleading of another party. This failure to respond may allow the court to decide the case without input from the party who did not appear or respond.

Delinquent - late.

Dependent Child(ren) - child(ren) who depend on their parent(s) for support either because they are under the age of 18, they have a mental or physical disability that prevents them from supporting themselves, or they are in high school while between the ages of 18 and 19 and are performing in good faith with reasonable expectation of graduation before the age of 19.

Deputy Clerk - an employee of the office of the clerk of court, which is usually located in the county courthouse or a branch of the county courthouse.

Dissolution of Marriage - divorce; a court action to end a marriage.

Enjoined - prohibited by the court from doing a specific act.

Ex Parte - communication with the judge by only one party. In order for a judge to speak with either party, the other party must have been properly notified and have an opportunity to be heard. If you have something you wish to tell the judge, you should ask for a hearing or file information in the clerk of court's office, with certification that a copy was sent to the other party.

Family Law Intake Staff - a court's employee(s) who is (are) available to assist you in filing a family law case. Family law intake staff are not attorneys and cannot give legal advice. They may only assist you with filling out the form(s). Your local clerk's office can tell you if your county has such assistance available.

Filing – delivering a petition, response, motion, or other pleading in a court case to the clerk of court’s office.

Filing Fee - an amount of money, set by law, that the petitioner must pay when filing a case. If you cannot afford to pay the fee, you must file an **Application for Determination of Civil Indigent Status**, to ask the clerk to file your case without payment of the fee. This form can be obtained from the clerk’s office.

Final Hearing - trial in your case.

Financial Affidavit - a sworn statement that contains information regarding your income, expenses, assets, and liabilities.

Final Judgment - a written document signed by a judge and recorded in the clerk of the circuit court’s office that contains the judge’s decision in your case.

Guardian ad Litem - a neutral person who may be appointed by the court to evaluate or investigate your child’s situation, and file a report with the court about what is in the best interests of your child(ren). Guardians do not “work for” either party. The guardian may interview the parties, visit their homes, visit the child(ren)’s school(s) and speak with teachers, or use other resources to make their recommendation.

Hearing - a legal proceeding before a judge or designated officer (general magistrate or hearing officer) on a motion.

Judge - an elected official who is responsible for deciding matters on which you and the other parties in your case are unable to agree. A judge is a neutral person who is responsible for ensuring that your case is resolved in a manner which is fair, equitable, and legal. **A judge is prohibited by law from giving you or the other party any legal advice, recommendations, or other assistance, and may not talk to either party unless both parties are present, represented, or at a properly scheduled hearing.**

Judicial Assistant - the judge’s personal staff assistant.

Liabilities - everything owed by you or your spouse, including mortgages, credit cards, or car loans. A liability may be marital or nonmarital, but that distinction is for the court to determine if you and your spouse do not agree.

Lump Sum Alimony - money ordered to be paid by one spouse to another in a limited number of payments, often a single payment.

Mandatory Disclosure - items that must be disclosed by both parties except those exempted from disclosure by Florida Family Law Rule 12.285.

Marital Asset - generally, anything that you and/or your spouse acquired or received (by gift or purchase) during the marriage. For example, something you owned before your marriage **may** be nonmarital. An asset may only be determined to be marital by agreement of the parties or determination of the judge.

Marital Liability - generally, any debt that you and/or your spouse incurred during the marriage. A debt may only be determined to be nonmarital by agreement of the parties or determination of the judge.

Mediator - a person who is trained and certified to assist parties in reaching an agreement before going to court. Mediators do not take either party’s side and are not allowed to give legal advice. They are only responsible for helping the parties reach an agreement and putting that agreement into writing. In some areas, mediation of certain family law cases may be required before going to court.

Modification - a change made by the court in an order or final judgment.

Motion - a request made to the court, other than a petition.

No Contact - a court order directing a party not speak to, call, send mail to, visit, or go near his or her spouse, ex-spouse, child(ren), or other family member.

Nonlawyer - a person who is not a member in good standing of The Florida Bar.

Nonmarital Asset - generally, anything owned separately by you or your spouse. An asset may only be determined to be nonmarital by either agreement of the parties or determination of the judge.

Nonmarital Liability - generally, any debt that you or your spouse incurred before your marriage or since your separation. A debt may only be determined to be nonmarital by either agreement of the parties or determination of the judge.

Nonparty - a person who is not the petitioner or respondent in a court case.

Notary Public - a person authorized to witness signatures on court related forms.

Obligee - a person to whom money, such as child support or alimony, is owed.

Obligor - a person who is ordered by the court to pay money, such as child support or alimony.

Order - a written decision signed by a judge and filed in the clerk of the circuit court's office, that contains the judge's decision on part of your case, usually on a motion.

Original Petition - see **Petition**.

Parenting Course - a class that teaches parents how to help their child(ren) cope with divorce and other family issues.

Party - a person involved in a court case, either as a petitioner or respondent.

Paternity Action - A lawsuit used to determine whether a designated individual is the father of a specific child or children.

Payor - an employer or other person who provides income to an obligor.

Permanent Alimony - spousal support ordered to be paid at a specified, periodic rate until modified by a court order, the death of either party, or the remarriage of the Obligee, whichever occurs first.

Personal Service - when a summons and a copy of a petition (or other pleading) that has been filed with the court are delivered by a deputy sheriff or private process server to the other party. Personal service is required for all petitions and supplemental petitions.

Petition - a written request to the court for legal action, which begins a court case.

Petitioner - the person who files a petition that begins a court case.

Pleading - a formal written statement of exactly what a party wants the court to do in a lawsuit or court action.

Primary Residence - the home in which the child(ren) spends most of his/her (their) time.

Pro Se Litigant - a person who appears in court without the assistance of a lawyer.

Pro Se Coordinator - see **Family Law Intake Staff**.

Reasonable Visitation - visitation between the nonresidential parent and child(ren) that provides frequent and unhampered contact with the child(ren). Such visitation is designed to encourage a close and continuing relationship with due regard for educational commitments of child(ren), any health or social factors of the child(ren), business and personal commitments of both parents, and home arrangements of both parents.

Rehabilitative Alimony - spousal support ordered to be paid for a limited period of time to allow one of the parties an opportunity to complete a plan of education or training, according to a rehabilitative plan accepted by the court, so that he or she may better support himself or herself.

Respondent - the person who is served with a petition requesting some legal action against him or her.

Rotating Custody - physical custody of child(ren) after divorce, which is alternated between the mother and father at specified periods of time, as determined by the court. Rotating custody allows each parent equal time with the child(ren).

Scientific Paternity Testing - a medical test to determine who is the father of a child.

Secondary Residential Responsibility (Visitation) - the time that the parent with whom the child(ren) does (do) not have primary residence spends with the child(ren).

Service - the delivery of legal documents to a party. This must be accomplished as directed by Florida Family Law Rules 12.070 and 12.080.

Shared Parental Responsibility - an arrangement under which both parents have full parental rights and responsibilities for their child(ren), and the parents make major decisions affecting the welfare of the child(ren) jointly. Shared Parental Responsibility is presumptive in Florida.

Sole Parental Responsibility - a parenting arrangement under which the responsibility for the minor child(ren) is given to one parent by the court, with or without rights of visitation to the other parent.

Specified Visitation - a parenting arrangement under which a specific schedule is established for the visitation and exchange of the child(ren).

Spouse - a husband or wife.

Supervised Visitation - a parenting arrangement under which visitation between a parent and his or her child(ren) is supervised by either a friend, family member, or a supervised visitation center.

Supplemental Petition - a petition that may be filed by either party after the judge has made a decision in a case and a final judgment or order has been entered. For example, a supplemental petition may be used to request that the court modify the previously entered final judgment or order.

Trial - the final hearing in a contested case.

Uncontested - any and all issues on which the parties are able to agree and which are part of a marital settlement agreement.

Administrative Office of the Courts
The Sixth Judicial Circuit of Florida
(727)582-7200

How can I keep my address confidential in a court case if I am in fear of domestic violence?

Question: I am in fear of domestic violence from my spouse or another party in my court case. What do I have to do if I want to keep my address confidential?

Answer: In a domestic or repeat violence injunction case, the clerk of court has procedures in place to keep your address confidential. If a party in the injunction case properly files their pleadings at the domestic violence desk, the clerk will send you the copies of their pleadings so that you are properly notified of the filing and the hearing.

In most types of proceedings, the confidential address procedure through the clerk is not available because parties are required to copy other parties with pleadings filed in the case. In addition to sending copies of all pleadings, the moving party must prepare a notice of hearing and send it to all parties in the case.

If you do not want the other party(s) to have your home address you can consider the following:

1. Obtain a post office box. The post office cannot reveal the true address of a post office box owner, who is a private person and not a business, without a court order.
2. Ask your employer if you may use your work address to receive mail on your court case and as your service address for personal service.
3. If you are a victim of domestic violence or the guardian of an adult, minor child or impaired person who is a victim of domestic violence, you may inquire about the Address Confidentiality Program (ACP) with the Florida Attorney General's Office. You will be interviewed for acceptance into the program. Please call the Florida Attorney General at 1-800-226-6667 (local # 850-414-3300, TDD/TTY users may use the Florida Relay service at 1-800-955-8771) for information on setting up the interview.

How the program works: If you are accepted into the ACP program you will be given a substitute address to use for your mailing and legal process service address. The Attorney General will be the only one who has your real address. All first class mail sent, or legal process served, to the substitute ACP address will be forwarded to you by the Attorney General's Office. Your acceptance into the program is for a set period of time, is revocable, and must be renewed upon expiration. If you are accepted into the ACP program you will be given an identification card. It is your responsibility to determine who will get your actual address and who will get your ACP address. Government agencies are required to accept your ACP address but if you have previously given your actual address, they may not have to replace it with your substitute address.

The courts may order you to reveal your true address during a court case. Be aware that many government agencies share information and if you have given your true address to one, it may be shared with other agencies. Federal agencies and private businesses are not required to accept your ACP address but many will do so. Certain agencies, such as law enforcement, have the right to access your true address for certain reasons. A false or incorrect application under this program constitutes a second degree misdemeanor.

Administrative Office of the Courts Φ The Sixth Judicial Circuit of Florida Φ 727-582-7200

South Pinellas County(St. Petersburg)		
Name	Address	Telephone Number(s) or other information
Courts Information and Resource Center	Family law procedural assistance & information on approved forms.	727-582-7200 (walk-in assistance is not available) Office hours 8 a.m. to Noon, 1 p.m. to 5 p.m. Monday - Friday.
Lawyer Referral Service		727-821-5450 (30 min. consultation with a lawyer for a small fee)
Legal Aid St. Petersburg	Bay Area Legal Services-West 2600-9 th Street North, Ste. 401 St. Petersburg, FL 33704	Bay Area Legal Services-West: 727-490-4040 Gulfcoast Legal Services: 727-821-0726 Community Law Program: 727-582-7402
St. Petersburg Courthouse	545-1 st Avenue North St. Petersburg, FL 33701	Clerk of Court: 727-582-7771 Child Support Automated Information Line: 727-464-4845
Alternative Dispute Resolution Programs	Court ordered civil mediation and arbitration services.	Mediation/Arbitration: 727-464-4943, Family Mediation: 727-464-4947
North Pinellas County(Clearwater)		
Clearwater Courthouse	315 Court Street Clearwater, FL 33756	Clerk of Court: 727-464-3267 Child Support Automated Information Line: 727-464-4845 Clearwater Courthouse Legal Assistance Program: 727-464-3267
Courts Information and Resource Center	Family law procedural assistance & information on approved forms.	727-582-7200 (walk-in assistance is not available) Office hours 8 a.m. to Noon, 1 p.m. to 5 p.m. Monday - Friday.
Lawyer Referral Service		727-461-4880 (30 minute consultation for a small fee)
Legal Aid Clearwater	Gulfcoast Legal Services 314 S. Missouri Avenue, #109 Clearwater, FL 33756	727-443-0657
Pinellas County Information	315 Court Street Clearwater, FL 33756	727-464-3000
Alternative Dispute Resolution Programs	Court ordered mediation and arbitration services.	Mediation/Arbitration: 727-464-4943, Family Mediation: 727-464-4947
Pasco County (New Port Richey & Dade City)		
Clerk of Court-Civil (New Port Richey)	7530 Little Road New Port Richey, FL 34654	727-847-8176 727-847-2411
Clerk of Court-Civil (Dade City)	38053 Live Oak Avenue Dade City, FL 33523-3805	352-521-4517
Legal Aid-Pasco	Bay Area Legal Services Offices in New Port Richey and Dade City	New Port Richey: 727-847-5494 Dade City: 352-567-9044
Pasco County General Information	38053 Live Oak Avenue Dade City, FL 33523-3805	352-521-4274
Miscellaneous		
Florida Dept. of Revenue	Many offices statewide	Child Support Enforcement: 800-622-5437
211	Information and referral for a variety of state, local and private services in the areas of health care, psychological services, domestic violence, support groups, tutoring and more.	Dial 211 (24 hours per day, 7 days per week) Multilingual Internet page: http://www.211tampabay.com
Internet Pages	Florida Supreme Court http://www.flcourts.org , Pinellas County Clerk of Court http://clerk.co.pinellas.fl.us/ , Sixth Judicial Circuit Court http://www.jud6.org , Sixth Judicial Circuit Family Division http://www.jud6.org/GeneralInfo/AboutTheCircuit/AOC/Courtprograms/familyLaw/familylaw.htm	
State of Florida FLSDU	SDU P.O. Box 8500 Tallahassee, FL 32314-8500	For income deducted support payments 1-877-769-0251 Toll free (you will need your case number and social security number)

INSTRUCTIONS FOR FLORIDA FAMILY LAW RULES OF PROCEDURE FORM 12.900(a),
DISCLOSURE FROM NONLAWYER

When should this form be used?

This form must be used when anyone who is **not** a lawyer in good standing with The Florida Bar helps you complete any Florida Family Law Form. Attorneys who are licensed to practice in other states but not Florida, or who have been disbarred or suspended from the practice of law in Florida, are nonlawyers for the purposes of the Florida Family Law Forms and instructions.

The nonlawyer must complete this form and both of you are to sign it before the nonlawyer assists you in completing any Family Law Form.

In addition, on any other form with which a nonlawyer helps you, the nonlawyer shall complete the nonlawyer section located at the bottom of the form unless otherwise specified in the instructions to the form. This is to protect you and be sure that you are informed in advance of the nonlawyer's limitations.

What should I do next?

A copy of this disclosure, signed by both the nonlawyer and the person, must be given to the person and the nonlawyer must keep a copy in the person's file. The nonlawyer must keep copies for at least six years of all forms given to the person being assisted.

Special notes...

This disclosure form does NOT act as or constitute a waiver, disclaimer, or limitation of liability.

IN THE CIRCUIT COURT OF THE _____ JUDICIAL CIRCUIT,
IN AND FOR _____ COUNTY, FLORIDA

Case No.: _____

Division: _____

Petitioner,

and

Respondent.

DISCLOSURE FROM NONLAWYER

{Name} _____, told me that he/she is a nonlawyer and may not give legal advice, cannot tell me what my rights or remedies are, cannot tell me how to testify in court, and cannot represent me in court.

Rule 10-2.1(b) of the Rules Regulating The Florida Bar defines a paralegal as a person who works under the supervision of a member of The Florida Bar and who performs specifically delegated substantive legal work for which a member of The Florida Bar is responsible. Only persons who meet the definition may call themselves paralegals. {Name} _____, informed me that he/she is not a paralegal and cannot call himself/herself a paralegal.

{Name} _____, told me that he/she may only type the factual information provided by me in writing into the blanks on the form. {Name} _____, may not help me fill in the form and may not complete the form for me. If using a form approved by the Supreme Court of Florida, {name} _____, may ask me factual questions to fill in the blanks on the form and may also tell me how to file the form.

[**one** only]

I can read English.

I cannot read English, but this disclosure was read to me [fill in **both** blanks] by

{name} _____ in {language} _____, which I understand.

Dated: _____

Signature of Party

Signature of **NONLAWYER**

Printed Name: _____

Name of Business: _____

Address: _____

Telephone Number: _____

**CIRCUIT/COUNTY COURT, PINELLAS COUNTY, FLORIDA
CIVIL DIVISION**

CIVIL COVER SHEET

The civil cover sheet and the information contained herein neither replaces nor supplements the filing and service of pleadings or other papers as required by law. This form is required for use of the clerk of Court for the purpose of reporting judicial workload data pursuant to Florida Statute 25.075.

I. CASE STYLE

(Name of Court) _____

Plaintiff _____

Ref. _____

Defendant _____

UCN: _____

Judge: _____

II. TYPE OF CASE (Place an X in one box only. If the case fits more than one type of case, select the most definitive.)

Domestic Relations	Torts	Other Civil
<input type="checkbox"/> Simplified Dissolution <input type="checkbox"/> Uncontested Dissolution <input type="checkbox"/> Contested Dissolution <input type="checkbox"/> Support IV-D <input type="checkbox"/> Support – Non IV-D <input type="checkbox"/> URESA - IV-D <input type="checkbox"/> URESA – Non IV-D <input type="checkbox"/> Domestic Violence <input type="checkbox"/> Other Domestic Relations	<input type="checkbox"/> Professional Malpractice <input type="checkbox"/> Products liability <input type="checkbox"/> Auto negligence <input type="checkbox"/> Other negligence	<input type="checkbox"/> Contracts <input type="checkbox"/> Condominium <input type="checkbox"/> Real property / Mortgage foreclosure <input type="checkbox"/> Eminent Domain <input type="checkbox"/> Other
	Specific Case Type	
	<input type="checkbox"/> (per Administrative order 86-44)	

III. Is Jury Trial Demanded in Complaint?

Yes No

DATE: _____

SIGNATURE OF ATTORNEY FOR
PARTY INITIATING ACTION:

ATTORNEY'S SPN NUMBER: _____

INSTRUCTIONS FOR FILING
PETITION FOR TEMPORARY CUSTODY UNDER CHAPTER 751

These forms are intended for use in **uncontested** cases involving the custody of a child who is living with an extended family member (a person who is a relative within the third degree or certain step parents. The following persons are relatives within the third degree of relationship: great-grandparent, grandparent, parent, uncle, aunt, brother, sister, child, grandchild, great-grandchild, nephew, or niece). There must not be **any** other custody action pending in another court. If your case is contested or if the parent(s) of the child are involved in a dissolution of marriage or other custody proceeding, you should **not** use these forms. You should contact an attorney regarding what other legal remedies you may have.

You should complete the form "Petition for Temporary Custody" and file the original with the Clerk of the Circuit Court's Office in Clearwater or St. Petersburg. The Clerk will assign a number to your case. If you are seeking custody of more than one child, you will need to adapt the form to include the necessary information for each child. **A Uniform Child Custody Jurisdiction and Enforcement Act affidavit (UCCJEA) must be completed and filed with this petition.**

In order for this Petition to be heard by a judge, you must schedule your case for a hearing, and, you may be required to send a notice of hearing to the legal parent(s). Contact one of the Courts Information and Resource Centers for assistance with setting your case for hearing 582-7200 St. Pete., 464-3288 Clearwater, or 453-7355 Mid-county. Both parent(s) must either sign the "Waiver and Consent" form, which must be notarized, or, each parent(s) must be served with the petition and be given proper notice of the hearing date. The petition and UCCJEA affidavit must be served on the parent(s) in one of the following ways:

- **By personal service through the Sheriff's Office -**
 - The Clerk's Office will assist you with this method.
- **By personal service through a private process server –**
 - Consult your local telephone directory.
- **By constructive service -**
 - Service by publication or posting is acceptable if the petitioner first makes an actual, diligent search to discover the location of, and provide notice to the parent(s). You must complete the "Affidavit of Diligent Search" form, explaining to the judge what efforts you made to attempt to locate the parent(s). If you locate the parent(s) they will either need to sign a notarized waiver and consent form or be personally served.

If you are alleging that you are the biological father of the child that you are seeking custody of, you may **only** utilize these forms if you are **unable** to obtain service of process upon the mother of the child. If you are one of these fathers, and you are able to obtain service of process upon the mother of the child, you must file a petition for the establishment of your paternity of the child. You should contact an attorney regarding what other legal remedies you may have. You may also call 464-3288 (Clearwater) or 582-7200 (St. Pete) for general information about filing a paternity action.

On the day of the hearing, you should bring the "Order on Petition for Temporary Custody" form. You should have your case number and the child's name entered on the form. You should bring several copies of the order with you, along with pre-addressed, stamped envelopes for all parties in the case. You should present the originals, copies, and envelopes, to the Judge or General Master at your hearing.

**Please note that you may be required to pay filing fees, service of process fees
and/or publication or posting fees**

IN THE CIRCUIT COURT OF THE SIXTH JUDICIAL CIRCUIT,
IN AND FOR _____ COUNTY, FLORIDA

Ref: _____
UCN: _____
Division: _____

Petitioner,
and

Respondent.
and

Respondent.
_____ /

PETITION FOR TEMPORARY CUSTODY

COMES NOW the undersigned Petitioner and alleges as follows:

1. This is an action for custody pursuant to Chapter 751 of the Florida Statutes.

2. Petitioner, _____, is sui juris (18 years of age or older and not legally incapacitated) and a resident of Pinellas County, Florida.

3. The residence and post office address of the Petitioner is _____
_____.

4. _____ a child, is a minor, eighteen (18) years of age or less, who was born on _____ in _____ (city), _____ (state) and has resided in Pinellas County, Florida, since _____.

5. The current address of the minor child(ren) is _____

_____.

6. Petitioner's relationship to the minor child(ren) is: _____

_____.

7. The names and current addresses of the persons with whom the child(ren) has lived during the past 5 years are: _____

8. The names and addresses of the minor child(ren)'s parent(s) are:

Natural or legal father: _____

Natural or legal mother: _____

9. That the Petitioner is a proper person to be awarded temporary care, custody, and control over the minor child(ren) in that: _____

10. Information concerning any custody proceedings in this or any state with respect to the child(ren): _____

11. That the parent(s), of the minor child(ren) o have, o have not, consented in writing to this petition. If consent has been obtained, it is evidenced by the attached document(s) titled Waiver and Consent (**Note: each parent must sign a waiver and consent form*). If consent has not been obtained, state the specific acts or omissions of the parents which demonstrate that the parents have abused, abandoned or neglected the child(ren) as defined in Chapter 39: _____

12. Petitioner alleges that it is in the child(ren)'s best interest that this Petition is granted in that:
(list reasons and authority required, such as medical needs, school and recreation consents, etc.):

13. The Petitioner is requesting temporary custody of the minor child(ren) for the following period
of time: _____

14. The reasons why Petitioner is requesting that the court grant temporary custody for the above
described time period are as follows: _____

15. There are/are not any temporary or permanent orders for child support. If there are, state the
court entering the order and the case number: _____

16. There are/are not temporary or permanent orders of protection entered on behalf of or against
either parent, the petitioner, or the child. If there are, state the court entering the order and the case
number: _____

17. Petitioner requests the following additional relief: _____

WHEREFORE, Petitioner prays for the entry of a judgment awarding the petitioner temporary care, custody, and control of the minor child(ren) named herein and granting the petitioner authority to consent to all necessary and reasonable medical and dental care for the child(ren), including, but not limited to, medical screening, immunization and PPT-Tuberculin testing, non emergency surgery and psychiatric care; to secure copies of the child(ren)'s records, held by third parties, that are necessary to the care of the child(ren), including but not limited to medical, dental, psychiatric records, birth certificates, birth records, and educational records; to consent to school or daycare enrollment and grant or withhold consent for a child to be tested or placed in special school programs, including, but not limited to, exceptional education, after school programs, holiday recreational programs, and field trips; and to do all other things necessary for the care of the child(ren), and such other relief as the Court deems appropriate.

Respectfully submitted:

Petitioner

Address: _____

STATE OF FLORIDA
COUNTY OF PINELLAS

The foregoing Petition was sworn to and subscribed before me this ___ day of _____, 20___, by _____, who is personally known to me or who has produced _____ as identification and who did (did not) take an oath.

Notary Public-State of Florida/ Deputy Clerk

My Commission expires:

IF A NONLAWYER HELPED YOU FILL OUT THIS FORM THEY MUST FILL IN THE BLANKS BELOW: [.o fill in **all** blanks]

I, *{name of nonlawyer}* _____, a nonlawyer, located at *{street}* _____ *{city}* _____ *{state}* _____, *{phone}* _____, helped *{name}* _____, who is the [**one** only] _____ petitioner **or** _____ respondent, fill out this form.

INSTRUCTIONS FOR FLORIDA SUPREME COURT APPROVED FAMILY LAW FORM 12.902(d),
UNIFORM CHILD CUSTODY JURISDICTION AND ENFORCEMENT ACT (UCCJEA) AFFIDAVIT

When should this form be used?

This form should be used in any case involving custody of or visitation with any minor child(ren). This **affidavit** is **required** even if the custody and visitation of the minor child(ren) are not in dispute.

This form should be typed or printed in black ink. After completing this form, you should sign the form before a **notary public** or **deputy clerk**. You should then **file** the original with the **clerk of the circuit court** in the county where the petition was filed and keep a copy for your records.


What should I do next?


A copy of this form must be mailed or hand delivered to the other party in your case, if it is not served on him or her with your initial papers.

Where can I look for more information?

Before proceeding, you should read “General Information for Self-Represented Litigants” found at the beginning of these forms. The words that are in **“bold underline”** in these instructions are defined there. For further information, see sections 61.501–61.542, Florida Statutes.

Special notes...

If you are the petitioner in an injunction for protection against domestic violence case and you have filed **Petitioner’s Request for Confidential Filing of Address**,  Florida Supreme Court Approved Family Law Form 12.980(i), you should write “confidential” in any space on this form that would require you to write the address where you are currently living.

Remember, a person who is NOT an attorney is called a nonlawyer. If a nonlawyer helps you fill out these forms, that person must give you a copy of a **Disclosure from Nonlawyer**,  Florida Family Law Rules of Procedure Form 12.900(a), before he or she helps you. A nonlawyer helping you fill out these forms also **must** put his or her name, address, and telephone number on the bottom of the last page of every form he or she helps you complete.

IN THE CIRCUIT COURT OF THE _____ JUDICIAL CIRCUIT,
IN AND FOR _____ COUNTY, FLORIDA

Case No.: _____

Division: _____

Petitioner,

and

Respondent.

UNIFORM CHILD CUSTODY JURISDICTION AND ENFORCEMENT ACT (UCCJEA) AFFIDAVIT

I, {full legal name} _____, being sworn, certify that the following statements are true:

1. The number of minor child(ren) subject to this proceeding is _____. The name, place of birth, birth date, and sex of each child; the present address, periods of residence, and places where each child has lived **within the past five (5) years**; and the name, present address, and relationship to the child of each person with whom the child has lived during that time are:

THE FOLLOWING INFORMATION IS TRUE ABOUT CHILD # 1 :

Child's Full Legal Name: _____

Place of Birth: _____ Date of Birth: _____ Sex: _____

Child's Residence for the past 5 years:

Dates (From/To)	Address (including city and state) where child lived	Name and present address of person child lived with	Relationship to child
_____ /present*			
_____ /			
_____ /			
_____ /			
_____ /			
_____ /			

* If you are the petitioner in an injunction for protection against domestic violence case and you have filed

(Make as many copies of page 2 as necessary.)

Petitioner's Request for Confidential Filing of Address, Florida Supreme Court Approved Family Law Form 12.980(i), you should write "confidential" in any space on this form that would require you to enter the address where you are currently living.

THE FOLLOWING INFORMATION IS TRUE ABOUT CHILD # _____:

Child's Full Legal Name: _____

Place of Birth: _____ Date of Birth: _____ Sex: _____

Child's Residence for the past 5 years:

Dates (From/To)	Address (including city and state) where child lived	Name and present address of person child lived with	Relationship to child
_____/present			
_____/_____			
_____/_____			
_____/_____			
_____/_____			
_____/_____			

THE FOLLOWING INFORMATION IS TRUE ABOUT CHILD # _____:

Child's Full Legal Name: _____

Place of Birth: _____ Date of Birth: _____ Sex: _____

Child's Residence for the past 5 years:

Dates (From/To)	Address (including city and state) where child lived	Name and present address of person child lived with	Relationship to child
_____/present			
_____/_____			
_____/_____			
_____/_____			
_____/_____			

/			
---	--	--	--

2. Participation in custody proceeding(s):

[one only]

I HAVE NOT participated as a party, witness, or in any capacity in any other litigation or custody proceeding in this or any other state, concerning custody of a child subject to this proceeding.

I HAVE participated as a party, witness, or in any capacity in any other litigation or custody proceeding in this or another state, concerning custody of a child subject to this proceeding.

Explain:

a. Name of each child: _____

b. Type of proceeding: _____

c. Court and state: _____

d. Date of court order or judgment (if any): _____

3. Information about custody proceeding(s):

[one only]

I HAVE NO INFORMATION of any custody proceeding pending in a court of this or any other state concerning a child subject to this proceeding.

I HAVE THE FOLLOWING INFORMATION concerning a custody proceeding pending in a court of this or another state concerning a child subject to this proceeding, other than set out in item 2. Explain:

a. Name of each child: _____

b. Type of proceeding: _____

c. Court and state: _____

d. Date of court order or judgment (if any): _____

4. Persons not a party to this proceeding:

[one only]

I DO NOT KNOW OF ANY PERSON not a party to this proceeding who has physical custody or claims to have custody or visitation rights with respect to any child subject to this proceeding.

I KNOW THAT THE FOLLOWING NAMED PERSON(S) not a party to this proceeding has (have) physical custody or claim(s) to have custody or visitation rights with respect to any child subject to this proceeding:

a. Name and address of person: _____

() has physical custody () claims custody rights () claims visitation rights.

Name of each child: _____

b. Name and address of person: _____

() has physical custody () claims custody rights () claims visitation rights.

Name of each child: _____

c. Name and address of person: _____

() has physical custody () claims custody rights () claims visitation rights.

Name of each child: _____

5. **Knowledge of prior child support proceedings:**

[one only]

_____ The child(ren) described in this affidavit are NOT subject to existing child support order(s) in this or any state or territory.

_____ The child(ren) described in this affidavit are subject to the following existing child support order(s):

a. Name of each child: _____

b. Type of proceeding: _____

c. Court and address: _____

d. Date of court order/judgment (if any): _____

e. Amount of child support paid and by whom: _____

6. **I acknowledge that I have a continuing duty to advise this Court of any custody, visitation, child support, or guardianship proceeding (including dissolution of marriage, separate maintenance, child neglect, or dependency) concerning the child(ren) in this state or any other state about which information is obtained during this proceeding.**

I certify that a copy of this document was [one only] () mailed () faxed and mailed () hand delivered to the person(s) listed below on {date} _____.

Other party or his/her attorney:

Name: _____

Address: _____

City, State, Zip: _____

Fax Number: _____

I understand that I am swearing or affirming under oath to the truthfulness of the claims made in this affidavit and that the punishment for knowingly making a false statement includes fines and/or imprisonment.

Dated: _____

Signature of Party

Printed Name: _____

Address: _____

City, State, Zip: _____

Telephone Number: _____

Fax Number: _____

STATE OF FLORIDA
COUNTY OF _____

Sworn to or affirmed and signed before me on _____ by _____.

NOTARY PUBLIC or DEPUTY CLERK

[Print, type, or stamp commissioned name of notary or clerk.]

____ Personally known

____ Produced identification

Type of identification produced _____

IF A NONLAWYER HELPED YOU FILL OUT THIS FORM, HE/SHE MUST FILL IN THE

BLANKS BELOW: [✎ fill in **all** blanks]

I, *{full legal name and trade name of nonlawyer}* _____,

a nonlawyer, located at *{street}* _____, *{city}* _____,

{state} _____, *{phone}* _____, helped *{name}* _____,

who is the [**one** only] ___ petitioner **or** ___ respondent, fill out this form.

**IN THE CIRCUIT COURT OF THE SIXTH JUDICIAL CIRCUIT, IN
AND FOR _____ COUNTY, FLORIDA**

Ref: _____

UCN: _____

Division: _____

Petitioner,

and

Respondent.

and

Respondent.

_____/

WAIVER AND CONSENT

I, _____, having received a copy of the Petition for Temporary Custody filed herein, hereby waive my right to a hearing and hereby consent to the temporary custody of the above stated child(ren) being awarded to the Petitioner, and state as follows:

Legal Parent

STATE OF FLORIDA
COUNTY OF PINELLAS

The foregoing instrument was acknowledged before me this _____ day of _____, 20__ , by _____, who personally appeared before me at the time of notarization, and who is personally known to me or who has produced _____ as identification and who did/did not take an oath.

Notary Public- Signature

Notary Public - Print Name

**IN THE CIRCUIT COURT OF THE SIXTH JUDICIAL CIRCUIT, IN
AND FOR _____ COUNTY, FLORIDA**

Ref: _____

UCN: _____

Division: _____

Petitioner,

and

Respondent.

and

Respondent.

_____/

WAIVER AND CONSENT

I, _____, having received a copy of the Petition for Temporary Custody filed herein, hereby waive my right to a hearing and hereby consent to the temporary custody of the above stated child(ren) being awarded to the Petitioner, and state as follows:

Legal Parent

STATE OF FLORIDA
COUNTY OF PINELLAS

The foregoing instrument was acknowledged before me this _____ day of _____, 20__ , by _____, who personally appeared before me at the time of notarization, and who is personally known to me or who has produced _____ as identification and who did/did not take an oath.


Notary Public- Signature


Notary Public - Print Name

INSTRUCTIONS FOR FLORIDA SUPREME COURT APPROVED FAMILY LAW FORM
12.910(b),


PROCESS SERVICE MEMORANDUM

When should this form be used?


You should use this form to give the sheriff's department (or private process server) instructions for serving the other **party** in your case with the **Summons: Personal Service on an Individual**,  Florida Family Law Rules of Procedure Form 12.910(a), and other papers to be served. On this form, you can tell the sheriff's department the best times to find the person at work and/or at home. You can also include a map to the other person's home or work place to help the sheriff find the person and deliver the summons. Do not forget to attach to the summons a copy of your initial petition and any other papers you want personally served on the other party.


This form should be typed or printed in black ink. After completing this form, you should **file** the original with the **clerk of the circuit court** in the county where your petition was filed and attach a copy to the **Summons: Personal Service on an Individual**,  Florida Family Law Rules of Procedure Form 12.910(a). You should also keep a copy for your records.

Where can I look for more information?

Before proceeding, you should read "General Information for Self-Represented Litigants" found at the beginning of these forms. You should read the instructions for **Summons: Personal Service on an Individual**,  Florida Family Law Rules of Procedure Form 12.910(a), for additional information.

Special notes...

If this is a domestic violence case and you want to keep your address confidential for safety reasons, do not enter your address, telephone, and fax information at the bottom of this form. Instead, write "confidential" in the spaces provided for that information and file **Petitioner's Request for Confidential Filing of Address**,  Florida Supreme Court Approved Family Law Form 12.980(i).

Remember, a person who is NOT an attorney is called a nonlawyer. If a nonlawyer helps you fill out these forms, that person must give you a copy of **Disclosure from Nonlawyer**,  Florida Family Law Rules of Procedure Form 12.900 (a), before he or she helps you. A nonlawyer helping you fill out these forms also **must** put his or her name, address, and telephone number on the bottom of the last page of every form he or she helps you complete.

IN THE CIRCUIT COURT OF THE _____ JUDICIAL CIRCUIT,
IN AND FOR _____ COUNTY, FLORIDA

Case No.: _____

Division: _____

_____,
Petitioner,

and

_____,
Respondent.

PROCESS SERVICE MEMORANDUM

TO: () Sheriff of _____ County, Florida; _____ Division
() Private process server: _____

Please serve the *{name of document(s)}* _____

in the above-styled cause upon:

Party: *{full legal name}* _____

Address or location for service: _____

Work Address: _____

If the party to be served owns, has, and/or is known to have guns or other weapons, describe what type of weapon(s): _____

SPECIAL INSTRUCTIONS: _____

Dated: _____

Signature of Party

*Printed Name: _____


*Address: _____

*City, State, Zip: _____

*Telephone Number: _____

*Fax Number: _____

*** If this is a domestic violence case, do not enter this information if your address or telephone number need to be kept confidential for safety reasons; instead write "confidential" in the spaces provided and file**

 **Florida Supreme Court Approved Family Law Form 12.980(i), Petitioner's Request for Confidential Filing of Address.**

**IF A NONLAWYER HELPED YOU FILL OUT THIS FORM, HE/SHE MUST FILL IN THE
BLANKS BELOW:** [✍️ fill in **all** blanks]

I, *{full legal name and trade name of nonlawyer}* _____,
a nonlawyer, located at *{street}* _____, *{city}* _____,
{state} _____, *{phone}* _____, helped *{name}* _____,
who is the petitioner, fill out this form.

INSTRUCTIONS FOR FLORIDA FAMILY LAW RULES OF PROCEDURE FORM 12.910(a),
SUMMONS: PERSONAL SERVICE ON AN INDIVIDUAL

When should this form be used?

This form should be used to obtain **personal service** on the other **party** when you begin your lawsuit. **Service** is required for **all** documents filed in your case. Service means giving a copy of the required papers to the other party using the procedure that the law requires. Generally, there are two ways to make service: (1) personal service, or (2) service by mail or hand delivery. A third method for service is called **constructive service**; however, the relief a court may grant may be limited in a case where constructive service has been used.


The law requires that certain documents be served by **personal service** if personal service is possible. **Personal service** means that a summons (this form) and a copy of the forms you are filing with the court that must be personally served are delivered by a deputy sheriff or private process server


- directly to the other party, **or**
- to someone over the age of fifteen with whom the other party lives.

Personal service is required for **all petitions**, including petitions for modification. You cannot serve these papers on the other party yourself or by mail or hand delivery. Personal service must be made by the sheriff's department in the county where the other party lives or works or by a private process server certified in the county where the other party lives or works.


In many counties, there are private process servers who, for a fee, will personally serve the summons and other documents that require personal service. You should look under "**process servers**" in the yellow pages of the telephone book for a list of private process servers in your area. You may use a private process server to serve any paper required to be personally served in a family law case **except** a petition for injunction for protection against domestic or repeat violence.


How do I start?


When you begin your lawsuit, you need to complete this form (summons) and a **Process Service Memorandum**,  Florida Supreme Court Approved Family Law Form 12.910(b). The forms should be typed or printed legibly in black ink. Next, you will need to take these forms and, if you have not already done so, **file** your petition with the **clerk of the circuit court** in the county where you live. You should keep a copy of the forms for your records. The clerk will sign the summons, and then the summons, a copy of the papers to be served, and the process service memorandum must be delivered to the appropriate sheriff's office or to a private process server for service on the other party.

IF THE OTHER PARTY LIVES IN THE COUNTY WHERE SUIT IS FILED: Ask the clerk in your county about any local procedures regarding service. Generally, if the other party lives in the county in which you are filing suit and you want the sheriff's department to serve the papers, you will file the summons along with a **Process Service Memorandum**,  Florida Supreme Court Approved Family Law Form 12.910(b), with the clerk and the clerk will forward those papers to the sheriff for service. Make sure that you attach a copy of the papers you want personally served to the summons. You may also need to provide the sheriff with a stamped envelope addressed to you. This will allow the sheriff to send the proof of service to you,

after the sheriff serves your papers on the other party. However, in some counties the sheriff may send the proof of service directly to the clerk. If you are instructed to supply a self-addressed, stamped envelope and you receive the proof of service, you should file the proof of service with the clerk after you receive it from the sheriff. Also, you will need to find out how much the sheriff charges to serve the papers. Personal checks are not accepted. You should attach to the summons a cashier's check or money order made payable to the sheriff, and either give it to the clerk for delivery to the sheriff or send all of the paperwork and the fee to the sheriff yourself. The clerk will tell you which procedure to use. The costs for service may be waived if you are indigent.

If you want a private process server to serve the other party, you should still bring the summons to the clerk's office and have the clerk sign it for you. You should deliver the summons, along with the copy of your initial petition and any other papers to be served, and a **Process Service Memorandum**,  Florida Supreme Court Approved Family Law Form 12.910(b), to the private process server. The private process server will charge you a fee for serving the papers. After service is complete, proof of service by the private process server must be filed with the clerk. You should discuss how this will occur with the private process server.

IF THE OTHER PARTY LIVES IN ANOTHER COUNTY: If the other party lives in another county, service needs to be made by a sheriff in the county where the other party lives or by a private process server certified in the county where the other party lives. Make sure that you attach a copy of the papers you want personally served to the summons as well as the **Process Service Memorandum**,  Florida Supreme Court Approved Family Law Form 12.910(b). If you want the sheriff to serve the papers, the clerk may send your papers to that sheriff's office for you, or you may have to send the papers yourself. The clerk will tell you which procedure to use. Either way, you will need to provide the sheriff with a stamped envelope addressed to you. This will allow the sheriff to send the proof of service to you, after the sheriff serves your papers on the other party. You should file the proof of service with the clerk after you receive it from the sheriff. Also, you will need to find out how much the sheriff charges to serve the papers. Personal checks are not accepted. You should attach to the summons a cashier's check or money order made payable to the sheriff, and either give it to the clerk for delivery to the sheriff or send all of the paperwork and the fee to the sheriff yourself. The clerk will tell you which procedure to use. The costs for service may be waived if you are indigent.

If you want a private process server to serve the other party, you should still bring the summons to the clerk's office where the clerk will sign it for you. You should deliver the summons, along with the copy of your initial petition and any other papers to be served, and a **Process Service Memorandum**,  Florida Supreme Court Approved Family Law Form 12.910(b), to the private process server. The private process server will charge you a fee for serving the papers. After service is complete, proof of service by the private process server must be filed with the clerk. You should discuss how this will occur with the private process server.

IF THE OTHER PARTY CANNOT BE LOCATED OR DOES NOT LIVE IN FLORIDA: If, after you have made a diligent effort to locate the other party, you absolutely cannot locate the other party, you may serve the other party by publication. Service by publication is also known as constructive service. You may also be able to use constructive service if the other party does not live in Florida. **However, Florida courts have only limited jurisdiction over a party who is served by constructive service and may have only limited jurisdiction over a party living outside of Florida regardless of whether that party is served by constructive or personal service;** that is, the judge's power to order the other party to do certain things may be limited. For example, the judge may be able to grant your request for a divorce, but the judge may not be able to address issues such as child support, spousal support (alimony), or division of

property or debts.



Regardless of the type of service used, if the other party once lived in Florida but is living outside of Florida now, you should include in your petition a statement regarding the length of time the party lived in Florida, if any, and when. For example: “Respondent last lived in Florida from {date} _____ to {date} _____.”

This area of the law is very complex and you may need to consult with an attorney regarding the proper type of service to be used in your case if the other party does not live in Florida or cannot be located.

What happens when the papers are served on the other party?



The date and hour of service are written on the original summons and on all copies of it by the person making the service. The person who delivers the summons and copies of the petition must file a proof of service with the clerk or provide a proof of service to you for filing with the court. **It is your responsibility to make sure the proof of service has been returned to the clerk and placed in your case file.**

Where can I look for more information?


Before proceeding, you should read “General Information for Self-Represented Litigants” found at the beginning of these forms. For further information regarding service of process, see chapters 48 and 49, Florida Statutes, and rule 1.070, Florida Rules of Civil Procedure, as well as the instructions for **Notice of Action for Dissolution of Marriage**,  Florida Supreme Court Approved Family Law Form 12.913(a), and **Affidavit of Diligent Service and Inquiry**,  Florida Family Law Rules of Procedure Form 12.913(b).

Special notes...

If you have been unable to obtain proper service on the other party within **120 days** after filing your lawsuit, the court will dismiss your lawsuit against the other party unless you can show the court a good reason why service was not made within **120 days**. For this reason, if you had the local sheriff serve the papers, you should check with the clerk every couple of weeks after completing the service papers to see if service has been completed. You may need to supply the sheriff with a new or better address. If you had a private process server or a sheriff in another county serve the papers, you should be in contact with that person or sheriff until you receive proof of service from that person or sheriff. You should then file the proof of service with the clerk immediately.

If the other party fails to respond, i.e., fails to file a written response with the court, within **20 days** after the service of the summons, you are entitled to request a **default**. See the instructions to **Motion for Default**,  Florida Supreme Court Approved Family Law Form 12.922 (a), and **Default**, Florida Supreme Court Approved Family Law Form 12.922(b), for further information. You will need to file a **Nonmilitary Affidavit**,  Florida Supreme Court Approved Family Law Form 12.912(b), before a default may be granted.

Remember, a person who is NOT an attorney is called a nonlawyer. If a nonlawyer helps you fill out these

forms, that person must give you a copy of **Disclosure from Nonlawyer**,  Florida Family Law Rules of Procedure Form 12.900(a), before he or she helps you. A nonlawyer helping you fill out these forms also **must** put his or her name, address, and telephone number on the bottom of the last page of every form he or she helps you complete.

IN THE CIRCUIT COURT OF THE _____ JUDICIAL CIRCUIT,
IN AND FOR _____ COUNTY, FLORIDA

Case No.: _____
Division: _____

Petitioner,

and

Respondent.

**SUMMONS: PERSONAL SERVICE ON AN INDIVIDUAL
ORDEN DE COMPARECENCIA: SERVICIO PERSONAL EN UN INDIVIDUO
CITATION: L'ASSIGNATION PERSONAL SUR UN INDIVIDUEL**

TO/PARA/A: *{enter other party's full legal name}* _____,
{address(including city and state)/location for service} _____.


IMPORTANT

A lawsuit has been filed against you. You have **20 calendar days** after this summons is served on you to file a written response to the attached complaint/petition with the clerk of this circuit court, located at: *{street address}* _____. A phone call will not protect you. Your written response, including the case number given above and the names of the parties, must be **filed** if you want the Court to hear your side of the case.

If you do not file your written response on time, you may lose the case, and your wages, money, and property may be taken thereafter without further warning from the Court. There are other legal requirements. You may want to call an attorney right away. If you do not know an attorney, you may call an attorney referral service or a legal aid office (listed in the phone book).

If you choose to file a written response yourself, at the same time you file your written response to the Court, you must also mail or take a copy of your written response to the party serving this summons at: *{Name and address of party serving summons}* _____.

Copies of all court documents in this case, including orders, are available at the Clerk of the Circuit Court's office. You may review these documents, upon request.

You must keep the Clerk of the Circuit Court's office notified of your current address. (You may file Notice of Current Address,  Florida Supreme Court Approved Family Law Form 12.915.) Future papers in this lawsuit will be mailed to the address on record at the clerk's office.

WARNING: Rule 12.285, Florida Family Law Rules of Procedure, requires certain automatic disclosure of documents and information. Failure to comply can result in sanctions,

including dismissal or striking of pleadings.

IMPORTANTE

Usted ha sido demandado legalmente. Tiene veinte (20) días, contados a partir del recibo de esta notificación, para contestar la demanda adjunta, por escrito, y presentarla ante este tribunal. Localizado en: _____ . Una llamada telefónica no lo protegerá. Si usted desea que el tribunal considere su defensa, debe presentar su respuesta por escrito, incluyendo el número del caso y los nombres de las partes interesadas. Si usted no contesta la demanda a tiempo, pudiese perder el caso y podría ser despojado de sus ingresos y propiedades, o privado de sus derechos, sin previo aviso del tribunal. Existen otros requisitos legales. Si lo desea, usted puede consultar a un abogado inmediatamente. Si no conoce a un abogado, puede llamar a una de las oficinas de asistencia legal que aparecen en la guía telefónica.

Si desea responder a la demanda por su cuenta, al mismo tiempo en que presente su respuesta ante el tribunal, usted debe enviar por correo o entregar una copia de su respuesta a la persona denominada abajo.

Si usted elige presentar personalmente una respuesta por escrito, en el mismo momento que usted presente su respuesta por escrito al Tribunal, usted debe enviar por correo o llevar una copia de su respuesta por escrito a la parte entregando esta orden de comparecencia a:

Nombre y dirección de la parte que entrega la orden de comparecencia: _____

Copias de todos los documentos judiciales de este caso, incluyendo las ordenes, están disponibles en la oficina del Secretario de Juzgado del Circuito [Clerk of the Circuit Court's office]. Estos documentos pueden ser revisados a su solicitud.

Usted debe de mantener informada a la oficina del Secretario de Juzgado del Circuito de su dirección actual. (Usted puede presentar _____ el Formulario: Ley de Familia de la Florida 12.915, [Florida Supreme Court Approved Family Law Form 12.915], Notificación de la Dirección Actual [Notice of Current Address].) Los papeles que se presenten en el futuro en esta demanda judicial serán enviados por correo a la dirección que este registrada en la oficina del Secretario.

ADVERTENCIA: Regla 12.285 (Rule 12.285), de las Reglas de Procedimiento de Ley de Familia de la Florida [Florida Family Law Rules of Procedure], requiere cierta revelación automática de documentos e información. El incumplimiento, puede resultar en sanciones, incluyendo la desestimación o anulación de los alegatos.

IMPORTANT


Des poursuites judiciaires ont été entreprises contre vous. Vous avez 20 jours consécutifs à partir de la date de l'assignation de cette citation pour déposer une réponse écrite à la plainte ci-jointe auprès de ce tribunal. Qui se trouve à: {L'Adresse} _____. Un simple coup de téléphone est insuffisant pour vous protéger; vous êtes obligés de déposer votre réponse écrite, avec mention du numéro de dossier ci-dessus et du nom des parties nommées ici, si vous souhaitez que le tribunal entende votre cause. Si vous ne déposez pas votre réponse écrite dans le délai requis, vous risquez de perdre la cause ainsi que votre salaire, votre argent, et vos biens peuvent être saisis par la suite, sans aucun préavis ultérieur du tribunal. Il y a d'autres obligations juridiques et vous pouvez requérir les services immédiats d'un avocat. Si vous ne connaissez pas d'avocat, vous pourriez téléphoner à un service de référence d'avocats ou à un bureau

d'assistance juridique (figurant a l'annuaire de telephones).

Si vous choisissez de déposer vous-meme une reponse ecrite, il vous faudra egalement, en meme temps que cette formalite, faire parvenir ou expedier une copie au carbone ou une photocopie de votre reponse ecrite a la partie qui vous depose cette citation.

Nom et adresse de la partie qui depose cette citation: _____

Les photocopies de tous les documents tribunaux de cette cause, y compris des arrêts, sont disponible au bureau du greffier. Vous pouvez revue ces documents, sur demande.

Il faut aviser le greffier de votre adresse actuelle. (Vous pouvez déposer  Florida Supreme Court Approved Family Law Form 12.915, Notice of Current Address.) Les documents de l'avenir de ce proces seront envoyer a l' adresse que vous donnez au bureau du greffier.

ATTENTION: La regle 12.285 des regles de procedure du droit de la famille de la Floride exige que l'on remette certains renseignements et certains documents a la partie adverse. Tout refus de les fournir pourra donner lieu a des sanctions, y compris le rejet ou la suppression d'un ou de plusieurs actes de procedure.

THE STATE OF FLORIDA

TO EACH SHERIFF OF THE STATE: You are commanded to serve this summons and a copy of the complaint in this lawsuit on the above-named person.

DATED: _____

CLERK OF THE CIRCUIT COURT


(SEAL)


By: _____
Deputy Clerk

INSTRUCTIONS FOR FLORIDA SUPREME COURT APPROVED FAMILY LAW FORM
12.910(b),


PROCESS SERVICE MEMORANDUM

When should this form be used?


You should use this form to give the sheriff's department (or private process server) instructions for serving the other **party** in your case with the **Summons: Personal Service on an Individual**,  Florida Family Law Rules of Procedure Form 12.910(a), and other papers to be served. On this form, you can tell the sheriff's department the best times to find the person at work and/or at home. You can also include a map to the other person's home or work place to help the sheriff find the person and deliver the summons. Do not forget to attach to the summons a copy of your initial petition and any other papers you want personally served on the other party.


This form should be typed or printed in black ink. After completing this form, you should **file** the original with the **clerk of the circuit court** in the county where your petition was filed and attach a copy to the **Summons: Personal Service on an Individual**,  Florida Family Law Rules of Procedure Form 12.910(a). You should also keep a copy for your records.

Where can I look for more information?

Before proceeding, you should read "General Information for Self-Represented Litigants" found at the beginning of these forms. You should read the instructions for **Summons: Personal Service on an Individual**,  Florida Family Law Rules of Procedure Form 12.910(a), for additional information.

Special notes...

If this is a domestic violence case and you want to keep your address confidential for safety reasons, do not enter your address, telephone, and fax information at the bottom of this form. Instead, write "confidential" in the spaces provided for that information and file **Petitioner's Request for Confidential Filing of Address**,  Florida Supreme Court Approved Family Law Form 12.980(i).

Remember, a person who is NOT an attorney is called a nonlawyer. If a nonlawyer helps you fill out these forms, that person must give you a copy of **Disclosure from Nonlawyer**,  Florida Family Law Rules of Procedure Form 12.900 (a), before he or she helps you. A nonlawyer helping you fill out these forms also **must** put his or her name, address, and telephone number on the bottom of the last page of every form he or she helps you complete.

IN THE CIRCUIT COURT OF THE _____ JUDICIAL CIRCUIT,
IN AND FOR _____ COUNTY, FLORIDA

Case No.: _____

Division: _____

_____,
Petitioner,

and

_____,
Respondent.

PROCESS SERVICE MEMORANDUM

TO: () Sheriff of _____ County, Florida; _____ Division
() Private process server: _____

Please serve the *{name of document(s)}* _____

in the above-styled cause upon:

Party: *{full legal name}* _____

Address or location for service: _____

Work Address: _____

If the party to be served owns, has, and/or is known to have guns or other weapons, describe what type of weapon(s): _____

SPECIAL INSTRUCTIONS: _____

Dated: _____

Signature of Party

*Printed Name: _____


*Address: _____

*City, State, Zip: _____

*Telephone Number: _____

*Fax Number: _____

*** If this is a domestic violence case, do not enter this information if your address or telephone number need to be kept confidential for safety reasons; instead write "confidential" in the spaces provided and file**

 **Florida Supreme Court Approved Family Law Form 12.980(i), Petitioner's Request for Confidential Filing of Address.**

**IF A NONLAWYER HELPED YOU FILL OUT THIS FORM, HE/SHE MUST FILL IN THE
BLANKS BELOW:** [✍️ fill in **all** blanks]

I, *{full legal name and trade name of nonlawyer}* _____,
a nonlawyer, located at *{street}* _____, *{city}* _____,
{state} _____, *{phone}* _____, helped *{name}* _____,
who is the petitioner, fill out this form.

INSTRUCTIONS FOR FLORIDA FAMILY LAW RULES OF PROCEDURE FORM 12.910(a),
SUMMONS: PERSONAL SERVICE ON AN INDIVIDUAL

When should this form be used?

This form should be used to obtain **personal service** on the other **party** when you begin your lawsuit. **Service** is required for **all** documents filed in your case. Service means giving a copy of the required papers to the other party using the procedure that the law requires. Generally, there are two ways to make service: (1) personal service, or (2) service by mail or hand delivery. A third method for service is called **constructive service**; however, the relief a court may grant may be limited in a case where constructive service has been used.


The law requires that certain documents be served by **personal service** if personal service is possible. **Personal service** means that a summons (this form) and a copy of the forms you are filing with the court that must be personally served are delivered by a deputy sheriff or private process server


- directly to the other party, **or**
- to someone over the age of fifteen with whom the other party lives.

Personal service is required for **all petitions**, including petitions for modification. You cannot serve these papers on the other party yourself or by mail or hand delivery. Personal service must be made by the sheriff's department in the county where the other party lives or works or by a private process server certified in the county where the other party lives or works.


In many counties, there are private process servers who, for a fee, will personally serve the summons and other documents that require personal service. You should look under "**process servers**" in the yellow pages of the telephone book for a list of private process servers in your area. You may use a private process server to serve any paper required to be personally served in a family law case **except** a petition for injunction for protection against domestic or repeat violence.


How do I start?


When you begin your lawsuit, you need to complete this form (summons) and a **Process Service Memorandum**,  Florida Supreme Court Approved Family Law Form 12.910(b). The forms should be typed or printed legibly in black ink. Next, you will need to take these forms and, if you have not already done so, **file** your petition with the **clerk of the circuit court** in the county where you live. You should keep a copy of the forms for your records. The clerk will sign the summons, and then the summons, a copy of the papers to be served, and the process service memorandum must be delivered to the appropriate sheriff's office or to a private process server for service on the other party.

IF THE OTHER PARTY LIVES IN THE COUNTY WHERE SUIT IS FILED: Ask the clerk in your county about any local procedures regarding service. Generally, if the other party lives in the county in which you are filing suit and you want the sheriff's department to serve the papers, you will file the summons along with a **Process Service Memorandum**,  Florida Supreme Court Approved Family Law Form 12.910(b), with the clerk and the clerk will forward those papers to the sheriff for service. Make sure that you attach a copy of the papers you want personally served to the summons. You may also need to provide the sheriff with a stamped envelope addressed to you. This will allow the sheriff to send the proof of service to you,

after the sheriff serves your papers on the other party. However, in some counties the sheriff may send the proof of service directly to the clerk. If you are instructed to supply a self-addressed, stamped envelope and you receive the proof of service, you should file the proof of service with the clerk after you receive it from the sheriff. Also, you will need to find out how much the sheriff charges to serve the papers. Personal checks are not accepted. You should attach to the summons a cashier's check or money order made payable to the sheriff, and either give it to the clerk for delivery to the sheriff or send all of the paperwork and the fee to the sheriff yourself. The clerk will tell you which procedure to use. The costs for service may be waived if you are indigent.

If you want a private process server to serve the other party, you should still bring the summons to the clerk's office and have the clerk sign it for you. You should deliver the summons, along with the copy of your initial petition and any other papers to be served, and a **Process Service Memorandum**,  Florida Supreme Court Approved Family Law Form 12.910(b), to the private process server. The private process server will charge you a fee for serving the papers. After service is complete, proof of service by the private process server must be filed with the clerk. You should discuss how this will occur with the private process server.

IF THE OTHER PARTY LIVES IN ANOTHER COUNTY: If the other party lives in another county, service needs to be made by a sheriff in the county where the other party lives or by a private process server certified in the county where the other party lives. Make sure that you attach a copy of the papers you want personally served to the summons as well as the **Process Service Memorandum**,  Florida Supreme Court Approved Family Law Form 12.910(b). If you want the sheriff to serve the papers, the clerk may send your papers to that sheriff's office for you, or you may have to send the papers yourself. The clerk will tell you which procedure to use. Either way, you will need to provide the sheriff with a stamped envelope addressed to you. This will allow the sheriff to send the proof of service to you, after the sheriff serves your papers on the other party. You should file the proof of service with the clerk after you receive it from the sheriff. Also, you will need to find out how much the sheriff charges to serve the papers. Personal checks are not accepted. You should attach to the summons a cashier's check or money order made payable to the sheriff, and either give it to the clerk for delivery to the sheriff or send all of the paperwork and the fee to the sheriff yourself. The clerk will tell you which procedure to use. The costs for service may be waived if you are indigent.

If you want a private process server to serve the other party, you should still bring the summons to the clerk's office where the clerk will sign it for you. You should deliver the summons, along with the copy of your initial petition and any other papers to be served, and a **Process Service Memorandum**,  Florida Supreme Court Approved Family Law Form 12.910(b), to the private process server. The private process server will charge you a fee for serving the papers. After service is complete, proof of service by the private process server must be filed with the clerk. You should discuss how this will occur with the private process server.

IF THE OTHER PARTY CANNOT BE LOCATED OR DOES NOT LIVE IN FLORIDA: If, after you have made a diligent effort to locate the other party, you absolutely cannot locate the other party, you may serve the other party by publication. Service by publication is also known as constructive service. You may also be able to use constructive service if the other party does not live in Florida. **However, Florida courts have only limited jurisdiction over a party who is served by constructive service and may have only limited jurisdiction over a party living outside of Florida regardless of whether that party is served by constructive or personal service;** that is, the judge's power to order the other party to do certain things may be limited. For example, the judge may be able to grant your request for a divorce, but the judge may not be able to address issues such as child support, spousal support (alimony), or division of

property or debts.



Regardless of the type of service used, if the other party once lived in Florida but is living outside of Florida now, you should include in your petition a statement regarding the length of time the party lived in Florida, if any, and when. For example: “Respondent last lived in Florida from {date} _____ to {date} _____.”

This area of the law is very complex and you may need to consult with an attorney regarding the proper type of service to be used in your case if the other party does not live in Florida or cannot be located.

What happens when the papers are served on the other party?



The date and hour of service are written on the original summons and on all copies of it by the person making the service. The person who delivers the summons and copies of the petition must file a proof of service with the clerk or provide a proof of service to you for filing with the court. **It is your responsibility to make sure the proof of service has been returned to the clerk and placed in your case file.**

Where can I look for more information?


Before proceeding, you should read “General Information for Self-Represented Litigants” found at the beginning of these forms. For further information regarding service of process, see chapters 48 and 49, Florida Statutes, and rule 1.070, Florida Rules of Civil Procedure, as well as the instructions for **Notice of Action for Dissolution of Marriage**,  Florida Supreme Court Approved Family Law Form 12.913(a), and **Affidavit of Diligent Service and Inquiry**,  Florida Family Law Rules of Procedure Form 12.913(b).

Special notes...

If you have been unable to obtain proper service on the other party within **120 days** after filing your lawsuit, the court will dismiss your lawsuit against the other party unless you can show the court a good reason why service was not made within **120 days**. For this reason, if you had the local sheriff serve the papers, you should check with the clerk every couple of weeks after completing the service papers to see if service has been completed. You may need to supply the sheriff with a new or better address. If you had a private process server or a sheriff in another county serve the papers, you should be in contact with that person or sheriff until you receive proof of service from that person or sheriff. You should then file the proof of service with the clerk immediately.

If the other party fails to respond, i.e., fails to file a written response with the court, within **20 days** after the service of the summons, you are entitled to request a **default**. See the instructions to **Motion for Default**,  Florida Supreme Court Approved Family Law Form 12.922 (a), and **Default**, Florida Supreme Court Approved Family Law Form 12.922(b), for further information. You will need to file a **Nonmilitary Affidavit**,  Florida Supreme Court Approved Family Law Form 12.912(b), before a default may be granted.

Remember, a person who is NOT an attorney is called a nonlawyer. If a nonlawyer helps you fill out these

forms, that person must give you a copy of **Disclosure from Nonlawyer**,  Florida Family Law Rules of Procedure Form 12.900(a), before he or she helps you. A nonlawyer helping you fill out these forms also **must** put his or her name, address, and telephone number on the bottom of the last page of every form he or she helps you complete.

IN THE CIRCUIT COURT OF THE _____ JUDICIAL CIRCUIT,
IN AND FOR _____ COUNTY, FLORIDA

Case No.: _____
Division: _____

Petitioner,

and

Respondent.

**SUMMONS: PERSONAL SERVICE ON AN INDIVIDUAL
ORDEN DE COMPARECENCIA: SERVICIO PERSONAL EN UN INDIVIDUO
CITATION: L'ASSIGNATION PERSONAL SUR UN INDIVIDUEL**

TO/PARA/A: *{enter other party's full legal name}* _____,
{address(including city and state)/location for service} _____.


IMPORTANT

A lawsuit has been filed against you. You have **20 calendar days** after this summons is served on you to file a written response to the attached complaint/petition with the clerk of this circuit court, located at: *{street address}* _____. A phone call will not protect you. Your written response, including the case number given above and the names of the parties, must be **filed** if you want the Court to hear your side of the case.

If you do not file your written response on time, you may lose the case, and your wages, money, and property may be taken thereafter without further warning from the Court. There are other legal requirements. You may want to call an attorney right away. If you do not know an attorney, you may call an attorney referral service or a legal aid office (listed in the phone book).

If you choose to file a written response yourself, at the same time you file your written response to the Court, you must also mail or take a copy of your written response to the party serving this summons at: *{Name and address of party serving summons}* _____.

Copies of all court documents in this case, including orders, are available at the Clerk of the Circuit Court's office. You may review these documents, upon request.

You must keep the Clerk of the Circuit Court's office notified of your current address. (You may file Notice of Current Address,  Florida Supreme Court Approved Family Law Form 12.915.) Future papers in this lawsuit will be mailed to the address on record at the clerk's office.

WARNING: Rule 12.285, Florida Family Law Rules of Procedure, requires certain automatic disclosure of documents and information. Failure to comply can result in sanctions,

including dismissal or striking of pleadings.

IMPORTANTE

Usted ha sido demandado legalmente. Tiene veinte (20) días, contados a partir del recibo de esta notificación, para contestar la demanda adjunta, por escrito, y presentarla ante este tribunal. Localizado en: _____ . Una llamada telefónica no lo protegerá. Si usted desea que el tribunal considere su defensa, debe presentar su respuesta por escrito, incluyendo el número del caso y los nombres de las partes interesadas. Si usted no contesta la demanda a tiempo, pudiese perder el caso y podría ser despojado de sus ingresos y propiedades, o privado de sus derechos, sin previo aviso del tribunal. Existen otros requisitos legales. Si lo desea, usted puede consultar a un abogado inmediatamente. Si no conoce a un abogado, puede llamar a una de las oficinas de asistencia legal que aparecen en la guía telefónica.

Si desea responder a la demanda por su cuenta, al mismo tiempo en que presente su respuesta ante el tribunal, usted debe enviar por correo o entregar una copia de su respuesta a la persona denominada abajo.

Si usted elige presentar personalmente una respuesta por escrito, en el mismo momento que usted presente su respuesta por escrito al Tribunal, usted debe enviar por correo o llevar una copia de su respuesta por escrito a la parte entregando esta orden de comparecencia a:

Nombre y dirección de la parte que entrega la orden de comparecencia: _____

Copias de todos los documentos judiciales de este caso, incluyendo las ordenes, están disponibles en la oficina del Secretario de Juzgado del Circuito [Clerk of the Circuit Court's office]. Estos documentos pueden ser revisados a su solicitud.

Usted debe de mantener informada a la oficina del Secretario de Juzgado del Circuito de su dirección actual. (Usted puede presentar _____ el Formulario: Ley de Familia de la Florida 12.915, [Florida Supreme Court Approved Family Law Form 12.915], Notificación de la Dirección Actual [Notice of Current Address].) Los papeles que se presenten en el futuro en esta demanda judicial serán enviados por correo a la dirección que este registrada en la oficina del Secretario.

ADVERTENCIA: Regla 12.285 (Rule 12.285), de las Reglas de Procedimiento de Ley de Familia de la Florida [Florida Family Law Rules of Procedure], requiere cierta revelación automática de documentos e información. El incumplimiento, puede resultar en sanciones, incluyendo la desestimación o anulación de los alegatos.

IMPORTANT


Des poursuites judiciaires ont été entreprises contre vous. Vous avez 20 jours consécutifs à partir de la date de l'assignation de cette citation pour déposer une réponse écrite à la plainte ci-jointe auprès de ce tribunal. Qui se trouve à: {L'Adresse} _____. Un simple coup de téléphone est insuffisant pour vous protéger; vous êtes obligés de déposer votre réponse écrite, avec mention du numéro de dossier ci-dessus et du nom des parties nommées ici, si vous souhaitez que le tribunal entende votre cause. Si vous ne déposez pas votre réponse écrite dans le délai requis, vous risquez de perdre la cause ainsi que votre salaire, votre argent, et vos biens peuvent être saisis par la suite, sans aucun préavis ultérieur du tribunal. Il y a d'autres obligations juridiques et vous pouvez requérir les services immédiats d'un avocat. Si vous ne connaissez pas d'avocat, vous pourriez téléphoner à un service de référence d'avocats ou à un bureau

d'assistance juridique (figurant a l'annuaire de telephones).

Si vous choisissez de déposer vous-meme une reponse ecrite, il vous faudra egalement, en meme temps que cette formalite, faire parvenir ou expedier une copie au carbone ou une photocopie de votre reponse ecrite a la partie qui vous depose cette citation.

Nom et adresse de la partie qui depose cette citation: _____

Les photocopies de tous les documents tribunaux de cette cause, y compris des arrêts, sont disponible au bureau du greffier. Vous pouvez revue ces documents, sur demande.

Il faut aviser le greffier de votre adresse actuelle. (Vous pouvez déposer  Florida Supreme Court Approved Family Law Form 12.915, Notice of Current Address.) Les documents de l'avenir de ce proces seront envoyer a l' adresse que vous donnez au bureau du greffier.

ATTENTION: La regle 12.285 des regles de procedure du droit de la famille de la Floride exige que l'on remette certains renseignements et certains documents a la partie adverse. Tout refus de les fournir pourra donner lieu a des sanctions, y compris le rejet ou la suppression d'un ou de plusieurs actes de procedure.

THE STATE OF FLORIDA

TO EACH SHERIFF OF THE STATE: You are commanded to serve this summons and a copy of the complaint in this lawsuit on the above-named person.

DATED: _____

CLERK OF THE CIRCUIT COURT

(SEAL)

By: _____
Deputy Clerk

**Notice of Action for 751 Temporary Custody
When should this form be used?**

This form may be used to obtain **constructive service**, which is also called service by publication, only if you do not know where the parent(s) lives and you are **unable** to obtain personal service or substitute service of process. However, please note that if you use constructive service, the court may grant only limited relief because its jurisdiction is limited. The order granting temporary custody of the minor child to the petitioner/respondent may not include an order for the support of the minor child **unless** the parent(s) has received personal or substitute service of process, the petition requests an order of support of the child and there is evidence of the parent's ability to pay the support ordered. **NOTE:** This is a complicated area of the law and you may wish to consult an attorney before using constructive service.

You should complete this form by typing or printing the appropriate information in black ink. You should insert the parent's name and last known address and then **file** this form with the **clerk of the circuit court**. You must also complete and file an **Affidavit of Diligent Search and Inquiry**, Florida Supreme Court Approved Family Law Form 12.913(b). You should keep a copy for your records.

After the **Affidavit of Diligent Search and Inquiry**, Florida Supreme Court Approved Family Law Form 12.913(b), is filed, the clerk will sign this form. The form must then be given to a qualified local newspaper to be published for four consecutive weeks. When in doubt, ask the clerk which newspapers in your area are "qualified." The newspaper will charge you for this service. If you cannot afford to pay the cost of publication of this notice in a qualified newspaper, you may ask the clerk to post the notice at a place designated for such postings. You will need to file an **Affidavit of Indigency**, Florida Supreme Court Approved Family Law Form 12.902(a). If the clerk determines that you cannot afford these costs, the clerk will post the notice of action.

Special notes

If the other party fails to respond to your **petition** within the time limit stated in the notice of action that is published or posted, you are entitled to request a **default**. (See **Motion for Default**, Florida Supreme Court Approved Family Law Form 12.922(a), and **Default**, Florida Supreme Court Approved Family Law Form 12.922(b).)

Remember, a person who is NOT an attorney is called a nonlawyer. If a nonlawyer helps you fill out these forms, that person must give you a copy of **Disclosure from Nonlawyer**, Florida Family Law Rules of Procedure Form 12.900(a), before he or she helps you. A nonlawyer helping you fill out these forms also **must** put his or her name, address, and telephone number on the bottom of the last page of every form he or she helps you complete.

IN THE CIRCUIT COURT OF THE SIXTH JUDICIAL CIRCUIT
IN AND FOR _____ COUNTY, FLORIDA

Ref: _____
UCN: _____
Division: _____

_____/Petitioner,
and

_____/Respondent,
and

_____/Respondent.

_____ /

NOTICE OF ACTION FOR TEMPORARY CUSTODY OF A MINOR CHILD

TO: *{name of parent(s)}* _____
{Parent's last known address} _____

YOU ARE NOTIFIED that an action has been filed for temporary custody of a minor child(ren) against you and that you are required to serve a copy of your written objections, if any, to it, on *{name of Petitioner}* _____, whose address is _____ on or before *{date}* _____, and file the original with the clerk of this Court at *{clerk's address}* _____ before service on Petitioner or immediately thereafter. **If you fail to do so, a default may be entered against you for the relief demanded in the petition.**

Copies of all court documents in this case, including orders, are available at the Clerk of the Circuit Court's office. You may review these documents upon request. You must keep the Clerk of the Circuit Court's office notified of your current address. (You may file Notice of Current Address, Florida Supreme Court Approved Family Law Form 12.915.) Future papers in this matter will be mailed to the address on record at the clerk's office.

Dated: _____.

CLERK OF THE CIRCUIT COURT


By: _____
Deputy Clerk

IF A NONLAWYER HELPED YOU FILL OUT THIS FORM, HE/SHE MUST FILL IN THE BLANKS BELOW: [fill in all blanks]


I, *{full legal name and trade name of nonlawyer}* _____, a nonlawyer, located at *{street}* _____, *{city}* _____, *{state}* _____, *{phone}* _____, helped *{name}* _____ who is the petitioner, fill out this form.

INSTRUCTIONS FOR FLORIDA FAMILY LAW RULES OF PROCEDURE FORM 12.913(b),
AFFIDAVIT OF DILIGENT SEARCH AND INQUIRY

When should this form be used?

This form is to be used with **Notice of Action for Dissolution of Marriage**,  Florida Supreme Court Approved Family Law Form 12.913(a), to obtain **constructive service** (also called service by publication) in a **dissolution of marriage** case.


This form includes a checklist of places you can look for information on the location of your spouse. While you do not have to look in all of these places, the court must believe that you have made a very serious effort to get information about your spouse's location and that you have followed up on any information you received.

This form should be typed or printed in black ink. After completing this form, you should sign the form before a **notary public** or **deputy clerk**. You should **file** the original and a **Notice of Action for Dissolution of Marriage**,  Florida Supreme Court Approved Family Law Form 12.913(a), with the **clerk of the circuit court** in the county where your petition for dissolution of marriage is filed. You should keep a copy for your records.

Where can I look for more information?

Before proceeding, you should read “General Information for Self-Represented Litigants” found at the beginning of these forms. For further information, see rule 12.070, Florida Family Law Rules of Procedure and rule 1.070(e) and (f), Florida Rules of Civil Procedure.

Special notes...

Remember, a person who is NOT an attorney is called a nonlawyer. If a nonlawyer helps you fill out these forms, that person must give you a copy of **Disclosure from Nonlawyer**,  Florida Family Law Rules of Procedure Form 12.900(a), before he or she helps you. A nonlawyer helping you fill out these forms also **must** put his or her name, address, and telephone number on the bottom of the last page of every form he or she helps you complete.

IN THE CIRCUIT COURT OF THE _____ JUDICIAL CIRCUIT,
IN AND FOR _____ COUNTY, FLORIDA

Case No.: _____

Division: _____

Petitioner,

and


Respondent.

AFFIDAVIT OF DILIGENT SEARCH AND INQUIRY

I, *{full legal name}* _____, being sworn, certify that the following information is true:

1. I have made diligent search and inquiry to discover the name and current residence of Respondent: *{Specify details of search}* **Refer to checklist below and identify all actions taken (any additional information included such as the date the action was taken and the person with whom you spoke is helpful) (attach additional sheet if necessary):**

[all that apply]

- United States Post Office inquiry through Freedom of Information Act for current address or any relocations.
- Last known employment of Respondent, including name and address of employer. You should also ask for any addresses to which W-2 Forms were mailed, and, if a pension or profit-sharing plan exists, then for any addresses to which any pension or plan payment is and/or has been mailed.
- Unions from which Respondent may have worked or that governed particular trade or craft.
- Regulatory agencies, including professional or occupational licensing.
- Names and addresses of relatives and contacts with those relatives, and inquiry as to Respondent's last known address. You are to follow up any leads of any addresses where Respondent may have moved. Relatives include, but are not limited to: parents, brothers, sisters, aunts, uncles, cousins, nieces, nephews, grandparents, great-grandparents, former in-laws, stepparents, stepchildren.
- Information about the Respondent's possible death and, if dead, the date and location of the death.
- Telephone listings in the last known locations of Respondent's residence.
- Internet at <http://www.switchboard.com> or other Internet people finder or the library checked for me.
- Law enforcement arrest and/or criminal records in the last known residential area of Respondent.
- Highway Patrol records in the state of Respondent's last known address.
- Department of Motor Vehicle records in the state of Respondent's last known address.
- Department of Corrections records in the state of Respondent's last known address.
- Title IV-D (child support enforcement) agency records in the state of Respondent's last known address.
- Hospitals in the last known area of Respondent's residence.
- Utility companies, which include water, sewer, cable TV, and electric, in the last known area of Respondent's residence.
- Letters to the Armed Forces of the U.S. and their response as to whether or not there is any information about Respondent. (See Memorandum for Certificate of Military Service,  Florida

Supreme Court Approved Family Law Form 12.912(a.)

____ Tax Assessor's and Tax Collector's Office in the area where Respondent last resided.

____ Other: {explain} _____

2. The age of Respondent is [one only] () known {enter age} _____ or () unknown.

3. **Respondent's current residence**

[one only]

____ a. Respondent's current residence is unknown to me.

____ b. Respondent's current residence is in some state or country other than Florida, and Respondent's last known address is: _____

____ c. The Respondent, having residence in Florida, has been absent from Florida for more than 60 days prior to the date of this affidavit, or conceals him(her)self so that process cannot be served personally upon him or her, and I believe there is no person in the state upon whom service of process would bind this absent or concealed Respondent.

I understand that I am swearing or affirming under oath to the truthfulness of the claims made in this affidavit and that the punishment for knowingly making a false statement includes fines and/or imprisonment.

Dated: _____

Signature of Petitioner

Printed Name: _____

Address: _____

City, State, Zip: _____

Telephone Number: _____

Fax Number: _____

STATE OF FLORIDA

COUNTY OF _____

Sworn to or affirmed and signed before me on _____ by _____.

NOTARY PUBLIC or DEPUTY CLERK

[Print, type, or stamp commissioned name of notary or clerk.]

____ Personally known

____ Produced identification

Type of identification produced _____

IF A NONLAWYER HELPED YOU FILL OUT THIS FORM, HE/SHE MUST FILL IN THE

BLANKS BELOW: [~~do~~ fill in **all** blanks]

I, *{full legal name and trade name of nonlawyer}* _____,
a nonlawyer, located at *{street}* _____, *{city}* _____,
{state} _____, *{phone}* _____, helped *{name}* _____,
who is the petitioner, fill out this form.

**Notice of Action for 751 Temporary Custody
When should this form be used?**

This form may be used to obtain **constructive service**, which is also called service by publication, only if you do not know where the parent(s) lives and you are **unable** to obtain personal service or substitute service of process. However, please note that if you use constructive service, the court may grant only limited relief because its jurisdiction is limited. The order granting temporary custody of the minor child to the petitioner/respondent may not include an order for the support of the minor child **unless** the parent(s) has received personal or substitute service of process, the petition requests an order of support of the child and there is evidence of the parent's ability to pay the support ordered. **NOTE:** This is a complicated area of the law and you may wish to consult an attorney before using constructive service.

You should complete this form by typing or printing the appropriate information in black ink. You should insert the parent's name and last known address and then **file** this form with the **clerk of the circuit court**. You must also complete and file an **Affidavit of Diligent Search and Inquiry**, Florida Supreme Court Approved Family Law Form 12.913(b). You should keep a copy for your records.

After the **Affidavit of Diligent Search and Inquiry**, Florida Supreme Court Approved Family Law Form 12.913(b), is filed, the clerk will sign this form. The form must then be given to a qualified local newspaper to be published for four consecutive weeks. When in doubt, ask the clerk which newspapers in your area are "qualified." The newspaper will charge you for this service. If you cannot afford to pay the cost of publication of this notice in a qualified newspaper, you may ask the clerk to post the notice at a place designated for such postings. You will need to file an **Affidavit of Indigency**, Florida Supreme Court Approved Family Law Form 12.902(a). If the clerk determines that you cannot afford these costs, the clerk will post the notice of action.

Special notes

If the other party fails to respond to your **petition** within the time limit stated in the notice of action that is published or posted, you are entitled to request a **default**. (See **Motion for Default**, Florida Supreme Court Approved Family Law Form 12.922(a), and **Default**, Florida Supreme Court Approved Family Law Form 12.922(b).)

Remember, a person who is NOT an attorney is called a nonlawyer. If a nonlawyer helps you fill out these forms, that person must give you a copy of **Disclosure from Nonlawyer**, Florida Family Law Rules of Procedure Form 12.900(a), before he or she helps you. A nonlawyer helping you fill out these forms also **must** put his or her name, address, and telephone number on the bottom of the last page of every form he or she helps you complete.

IN THE CIRCUIT COURT OF THE SIXTH JUDICIAL CIRCUIT
IN AND FOR _____ COUNTY, FLORIDA

Ref: _____
UCN: _____
Division: _____

_____/Petitioner,
and

_____/Respondent,
and

_____/Respondent.

_____/

NOTICE OF ACTION FOR TEMPORARY CUSTODY OF A MINOR CHILD

TO: *{name of parent(s)}* _____
{Parent's last known address} _____

YOU ARE NOTIFIED that an action has been filed for temporary custody of a minor child(ren) against you and that you are required to serve a copy of your written objections, if any, to it, on *{name of Petitioner}* _____, whose address is _____ on or before *{date}* _____, and file the original with the clerk of this Court at *{clerk's address}* _____ before service on Petitioner or immediately thereafter. **If you fail to do so, a default may be entered against you for the relief demanded in the petition.**

Copies of all court documents in this case, including orders, are available at the Clerk of the Circuit Court's office. You may review these documents upon request. You must keep the Clerk of the Circuit Court's office notified of your current address. (You may file Notice of Current Address, Florida Supreme Court Approved Family Law Form 12.915.) Future papers in this matter will be mailed to the address on record at the clerk's office.

Dated: _____.

CLERK OF THE CIRCUIT COURT

By: _____
Deputy Clerk

IF A NONLAWYER HELPED YOU FILL OUT THIS FORM, HE/SHE MUST FILL IN THE BLANKS BELOW: [fill in all blanks]


I, *{full legal name and trade name of nonlawyer}* _____, a nonlawyer, located at *{street}* _____, *{city}* _____, *{state}* _____, *{phone}* _____, helped *{name}* _____ who is the petitioner, fill out this form.

INSTRUCTIONS FOR FLORIDA FAMILY LAW RULES OF PROCEDURE FORM 12.913(b),
AFFIDAVIT OF DILIGENT SEARCH AND INQUIRY

When should this form be used?

This form is to be used with **Notice of Action for Dissolution of Marriage**,  Florida Supreme Court Approved Family Law Form 12.913(a), to obtain **constructive service** (also called service by publication) in a **dissolution of marriage** case.


This form includes a checklist of places you can look for information on the location of your spouse. While you do not have to look in all of these places, the court must believe that you have made a very serious effort to get information about your spouse's location and that you have followed up on any information you received.

This form should be typed or printed in black ink. After completing this form, you should sign the form before a **notary public** or **deputy clerk**. You should **file** the original and a **Notice of Action for Dissolution of Marriage**,  Florida Supreme Court Approved Family Law Form 12.913(a), with the **clerk of the circuit court** in the county where your petition for dissolution of marriage is filed. You should keep a copy for your records.

Where can I look for more information?

Before proceeding, you should read “General Information for Self-Represented Litigants” found at the beginning of these forms. For further information, see rule 12.070, Florida Family Law Rules of Procedure and rule 1.070(e) and (f), Florida Rules of Civil Procedure.

Special notes...

Remember, a person who is NOT an attorney is called a nonlawyer. If a nonlawyer helps you fill out these forms, that person must give you a copy of **Disclosure from Nonlawyer**,  Florida Family Law Rules of Procedure Form 12.900(a), before he or she helps you. A nonlawyer helping you fill out these forms also **must** put his or her name, address, and telephone number on the bottom of the last page of every form he or she helps you complete.

IN THE CIRCUIT COURT OF THE _____ JUDICIAL CIRCUIT,
IN AND FOR _____ COUNTY, FLORIDA

Case No.: _____

Division: _____

Petitioner,

and


Respondent.

AFFIDAVIT OF DILIGENT SEARCH AND INQUIRY

I, *{full legal name}* _____, being sworn, certify that the following information is true:

1. I have made diligent search and inquiry to discover the name and current residence of Respondent: *{Specify details of search}* **Refer to checklist below and identify all actions taken (any additional information included such as the date the action was taken and the person with whom you spoke is helpful) (attach additional sheet if necessary):**

[all that apply]

- United States Post Office inquiry through Freedom of Information Act for current address or any relocations.
- Last known employment of Respondent, including name and address of employer. You should also ask for any addresses to which W-2 Forms were mailed, and, if a pension or profit-sharing plan exists, then for any addresses to which any pension or plan payment is and/or has been mailed.
- Unions from which Respondent may have worked or that governed particular trade or craft.
- Regulatory agencies, including professional or occupational licensing.
- Names and addresses of relatives and contacts with those relatives, and inquiry as to Respondent's last known address. You are to follow up any leads of any addresses where Respondent may have moved. Relatives include, but are not limited to: parents, brothers, sisters, aunts, uncles, cousins, nieces, nephews, grandparents, great-grandparents, former in-laws, stepparents, stepchildren.
- Information about the Respondent's possible death and, if dead, the date and location of the death.
- Telephone listings in the last known locations of Respondent's residence.
- Internet at <http://www.switchboard.com> or other Internet people finder or the library checked for me.
- Law enforcement arrest and/or criminal records in the last known residential area of Respondent.
- Highway Patrol records in the state of Respondent's last known address.
- Department of Motor Vehicle records in the state of Respondent's last known address.
- Department of Corrections records in the state of Respondent's last known address.
- Title IV-D (child support enforcement) agency records in the state of Respondent's last known address.
- Hospitals in the last known area of Respondent's residence.
- Utility companies, which include water, sewer, cable TV, and electric, in the last known area of Respondent's residence.
- Letters to the Armed Forces of the U.S. and their response as to whether or not there is any information about Respondent. (See Memorandum for Certificate of Military Service,  Florida

Supreme Court Approved Family Law Form 12.912(a.)

____ Tax Assessor's and Tax Collector's Office in the area where Respondent last resided.

____ Other: {explain} _____

2. The age of Respondent is [one only] () known {enter age} _____ or () unknown.

3. **Respondent's current residence**

[one only]

____ a. Respondent's current residence is unknown to me.

____ b. Respondent's current residence is in some state or country other than Florida, and Respondent's last known address is: _____

____ c. The Respondent, having residence in Florida, has been absent from Florida for more than 60 days prior to the date of this affidavit, or conceals him(her)self so that process cannot be served personally upon him or her, and I believe there is no person in the state upon whom service of process would bind this absent or concealed Respondent.

I understand that I am swearing or affirming under oath to the truthfulness of the claims made in this affidavit and that the punishment for knowingly making a false statement includes fines and/or imprisonment.

Dated: _____

Signature of Petitioner

Printed Name: _____

Address: _____

City, State, Zip: _____

Telephone Number: _____

Fax Number: _____

STATE OF FLORIDA

COUNTY OF _____

Sworn to or affirmed and signed before me on _____ by _____.

NOTARY PUBLIC or DEPUTY CLERK

[Print, type, or stamp commissioned name of notary or clerk.]

____ Personally known

____ Produced identification

Type of identification produced _____

IF A NONLAWYER HELPED YOU FILL OUT THIS FORM, HE/SHE MUST FILL IN THE

BLANKS BELOW: [~~do~~ fill in **all** blanks]


I, *{full legal name and trade name of nonlawyer}* _____,
a nonlawyer, located at *{street}* _____, *{city}* _____,
{state} _____, *{phone}* _____, helped *{name}* _____,
who is the petitioner, fill out this form.

INSTRUCTIONS FOR FLORIDA SUPREME COURT APPROVED FAMILY LAW FORM
12.912(b),
NONMILITARY AFFIDAVIT


When should this form be used?

You should use this form when ALL of the following statements are true:

- The other person in your case has been served, whether by **personal service** or **constructive service**.
- The other person in your case has not responded to your petition.
- You are requesting that the court enter a **default** judgment against the other person.
- You **ABSOLUTELY KNOW FOR CERTAIN** that the other person is **NOT** in the military service.

This form should be typed or printed in black ink. After completing this form, you should sign the form before a **notary public** or **deputy clerk**. You must **file** the original of this form with the **clerk of the circuit court** when you file your **Motion for Default**,  Florida Supreme Court Approved Family Law Form 12.922(a). You must also attach copies of all verifications of nonmilitary service that you received from each branch of the United States' military service. You should keep a copy for your records.

Special notes...

Remember, a person who is NOT an attorney is called a nonlawyer. If a nonlawyer helps you fill out these forms, that person must give you a copy of **Disclosure from Nonlawyer**,  Florida Family Law Rules of Procedure Form 12.900 (a), before he or she helps you. A nonlawyer helping you fill out these forms also **must** put his or her name, address, and telephone number on the bottom of the last page of every form he or she helps you complete.

IN THE CIRCUIT COURT OF THE _____ JUDICIAL CIRCUIT,
IN AND FOR _____ COUNTY, FLORIDA

Case No.: _____

Division: _____

Petitioner,

and

Respondent.

NONMILITARY AFFIDAVIT

I, *{full legal name}* _____, being sworn, certify that the following information is true:

[all that apply]

___ 1. I know of my own personal knowledge that Respondent is not on active duty in the armed services of the United States.

___ 2. I have inquired of the armed services of the United States and the U.S. Public Health Service to determine whether the Respondent is a member of the armed services and am attaching certificates stating that Respondent is not now in the armed services.

I understand that I am swearing or affirming under oath to the truthfulness of the claims made in this affidavit and that the punishment for knowingly making a false statement includes fines and/or imprisonment.

DATED: _____

Signature of Petitioner

Printed Name: _____

Address: _____

City, State, Zip: _____

Telephone Number: _____

Fax Number: _____

STATE OF FLORIDA

COUNTY OF _____

Sworn to or affirmed and signed before me on _____ by _____.

NOTARY PUBLIC or DEPUTY CLERK

[Print, type, or stamp commissioned name of
notary or clerk.]

____ Personally known
____ Produced identification
Type of identification produced _____

**IF A NONLAWYER HELPED YOU FILL OUT THIS FORM, HE/SHE MUST FILL IN THE
BLANKS BELOW:** [✎ fill in **all** blanks]


I, *{full legal name and trade name of nonlawyer}* _____,
a nonlawyer, located at *{street}* _____, *{city}* _____,
{state} _____, *{phone}* _____, helped *{name}* _____,
who is the petitioner, fill out this form.

INSTRUCTIONS FOR FLORIDA SUPREME COURT APPROVED FAMILY LAW FORM
12.912(b),
NONMILITARY AFFIDAVIT


When should this form be used?

You should use this form when ALL of the following statements are true:

- The other person in your case has been served, whether by **personal service** or **constructive service**.
- The other person in your case has not responded to your petition.
- You are requesting that the court enter a **default** judgment against the other person.
- You **ABSOLUTELY KNOW FOR CERTAIN** that the other person is **NOT** in the military service.

This form should be typed or printed in black ink. After completing this form, you should sign the form before a **notary public** or **deputy clerk**. You must **file** the original of this form with the **clerk of the circuit court** when you file your **Motion for Default**,  Florida Supreme Court Approved Family Law Form 12.922(a). You must also attach copies of all verifications of nonmilitary service that you received from each branch of the United States' military service. You should keep a copy for your records.

Special notes...

Remember, a person who is NOT an attorney is called a nonlawyer. If a nonlawyer helps you fill out these forms, that person must give you a copy of **Disclosure from Nonlawyer**,  Florida Family Law Rules of Procedure Form 12.900 (a), before he or she helps you. A nonlawyer helping you fill out these forms also **must** put his or her name, address, and telephone number on the bottom of the last page of every form he or she helps you complete.

IN THE CIRCUIT COURT OF THE _____ JUDICIAL CIRCUIT,
IN AND FOR _____ COUNTY, FLORIDA

Case No.: _____

Division: _____

_____,
Petitioner,

and

_____,
Respondent.

NONMILITARY AFFIDAVIT

I, *{full legal name}* _____, being sworn, certify that
the following information is true:

[all that apply]

___ 1. I know of my own personal knowledge that Respondent is not on active duty in the armed
services of the United States.

___ 2. I have inquired of the armed services of the United States and the U.S. Public Health Service
to determine whether the Respondent is a member of the armed services and am attaching
certificates stating that Respondent is not now in the armed services.

**I understand that I am swearing or affirming under oath to the truthfulness of the claims
made in this affidavit and that the punishment for knowingly making a false statement includes
fines and/or imprisonment.**

DATED: _____

Signature of Petitioner

Printed Name: _____

Address: _____

City, State, Zip: _____

Telephone Number: _____

Fax Number: _____

STATE OF FLORIDA

COUNTY OF _____

Sworn to or affirmed and signed before me on _____ by _____.

NOTARY PUBLIC or DEPUTY CLERK

[Print, type, or stamp commissioned name of
notary or clerk.]

____ Personally known
____ Produced identification
Type of identification produced _____



**IF A NONLAWYER HELPED YOU FILL OUT THIS FORM, HE/SHE MUST FILL IN THE
BLANKS BELOW:** [✍ fill in **all** blanks]

I, *{full legal name and trade name of nonlawyer}* _____,
a nonlawyer, located at *{street}* _____, *{city}* _____,
{state} _____, *{phone}* _____, helped *{name}* _____,
who is the petitioner, fill out this form.

INSTRUCTIONS FOR FLORIDA SUPREME COURT APPROVED FAMILY LAW FORMS
12.922(a), MOTION FOR DEFAULT, and
12.922(b), DEFAULT


When should these forms be used?

If the other **party** has failed to **file** or **serve** any documents within 20 days after the date of service of your **petition**, you may ask the **clerk of the circuit court** to enter a **default** against him or her by filling out this form and filing it with the court. Generally, a default allows you to obtain an earlier **final hearing** to finish your case. Once the default is signed by the clerk, you can request a **trial** or final hearing in your case.

To obtain a default, you will need to complete **Motion for Default**,  Florida Supreme Court Approved Family Law Form 12.922(a). You will then need to file your motion for default along with the **Default**,  Florida Supreme Court Approved Family Law Form 12.922(b), so that the clerk can enter a default for you if your motion is proper.

This form should be typed or printed in black ink. After completing this form, you should file the original with the **clerk of the circuit court** in the county where you filed your petition and keep a copy for your records.


What should I do next?

After the default has been entered, you must ask for a hearing, so that the **judge** can consider your petition. To do this, you must contact the clerk's office, **family law intake staff**, or **judicial assistant** to schedule a hearing and file a **Notice of Hearing (General)**,  Florida Supreme Court Approved Family Law Form 12.923, with the clerk. A copy of the notice of hearing must be mailed or hand-delivered to each party in the case. **You must send a notice of final hearing to the defaulted party.**

Where can I look for more information?

Before proceeding, you should read “General Information for Self-Represented Litigants” found at the beginning of these forms. For further information, see rule 1.500, Florida Rules of Civil Procedure, concerning defaults and rule 1.140, Florida Rules of Civil Procedure, concerning the time within which a party can file an answer or other responsive pleading to a petition. See also rule 12.080, Florida Family Law Rules of Procedure.

Special notes...

Remember, a person who is NOT an attorney is called a nonlawyer. If a nonlawyer helps you fill out these forms, that person must give you a copy of **Disclosure from Nonlawyer**,  Florida Family Law Rules of Procedure Form 12.900 (a), before he or she helps you. A nonlawyer helping you fill out these forms also **must** put his or her name, address, and telephone number on the bottom of the last page of every form he or she helps you complete.

IN THE CIRCUIT COURT OF THE _____ JUDICIAL CIRCUIT,
IN AND FOR _____ COUNTY, FLORIDA

Case No.: _____

Division: _____

Petitioner,

and

Respondent.

MOTION FOR DEFAULT

TO THE CLERK OF THE CIRCUIT COURT:

PLEASE ENTER A DEFAULT AGAINST RESPONDENT WHO HAS FAILED TO RESPOND TO THE PETITION.

I certify that a copy of this document was [one only] () mailed () faxed and mailed () hand delivered to the person(s) listed below on *{date}* _____.

Other party or his/her attorney:

Name: _____

Address: _____

City, State, Zip: _____

Fax Number: _____

Dated: _____

Signature of Petitioner

Printed Name: _____

Address: _____

City, State, Zip: _____

Telephone Number: _____

Fax Number: _____

IF A NONLAWYER HELPED YOU FILL OUT THIS FORM, HE/SHE MUST FILL IN THE BLANKS BELOW: [fill in all blanks]

I, *{full legal name and trade name of nonlawyer}* _____,
a nonlawyer, located at *{street}* _____, *{city}* _____,
{state} _____, *{phone}* _____, helped *{name}* _____,
who is the petitioner, fill out this form.

IN THE CIRCUIT COURT OF THE _____ JUDICIAL CIRCUIT,
IN AND FOR _____ COUNTY, FLORIDA

Case No.: _____

Division: _____

Petitioner,

and

Respondent.

DEFAULT

A default is entered in this action against Respondent for failure to serve or file a response or any paper as is required by law.

Dated: _____

CLERK OF THE CIRCUIT COURT

(SEAL)

By: _____
Deputy Clerk

I certify that a copy of this document was [**one** only] () mailed () faxed and mailed () hand delivered to the person(s) listed below on *{date}* _____.

Other party or his/her attorney:

Name: _____

Address: _____

City, State, Zip: _____

Fax Number: _____

Dated: _____

Signature of Petitioner
Printed Name: _____
Address: _____
City, State, Zip: _____
Telephone Number: _____
Fax Number: _____



IF A NONLAWYER HELPED YOU FILL OUT THIS FORM, HE/SHE MUST FILL IN THE BLANKS BELOW: [fill in **all** blanks]

I, *{full legal name and trade name of nonlawyer}* _____,
a nonlawyer, located at *{street}* _____, *{city}* _____,
{state} _____, *{phone}* _____, helped *{name}* _____,
who is the petitioner, fill out this form.

INSTRUCTIONS FOR FLORIDA SUPREME COURT APPROVED FAMILY LAW FORMS
12.922(a), MOTION FOR DEFAULT, and
12.922(b), DEFAULT


When should these forms be used?

If the other **party** has failed to **file** or **serve** any documents within 20 days after the date of service of your **petition**, you may ask the **clerk of the circuit court** to enter a **default** against him or her by filling out this form and filing it with the court. Generally, a default allows you to obtain an earlier **final hearing** to finish your case. Once the default is signed by the clerk, you can request a **trial** or final hearing in your case.

To obtain a default, you will need to complete **Motion for Default**,  Florida Supreme Court Approved Family Law Form 12.922(a). You will then need to file your motion for default along with the **Default**,  Florida Supreme Court Approved Family Law Form 12.922(b), so that the clerk can enter a default for you if your motion is proper.

This form should be typed or printed in black ink. After completing this form, you should file the original with the **clerk of the circuit court** in the county where you filed your petition and keep a copy for your records.


What should I do next?

After the default has been entered, you must ask for a hearing, so that the **judge** can consider your petition. To do this, you must contact the clerk's office, **family law intake staff**, or **judicial assistant** to schedule a hearing and file a **Notice of Hearing (General)**,  Florida Supreme Court Approved Family Law Form 12.923, with the clerk. A copy of the notice of hearing must be mailed or hand-delivered to each party in the case. **You must send a notice of final hearing to the defaulted party.**

Where can I look for more information?

Before proceeding, you should read “General Information for Self-Represented Litigants” found at the beginning of these forms. For further information, see rule 1.500, Florida Rules of Civil Procedure, concerning defaults and rule 1.140, Florida Rules of Civil Procedure, concerning the time within which a party can file an answer or other responsive pleading to a petition. See also rule 12.080, Florida Family Law Rules of Procedure.

Special notes...

Remember, a person who is NOT an attorney is called a nonlawyer. If a nonlawyer helps you fill out these forms, that person must give you a copy of **Disclosure from Nonlawyer**,  Florida Family Law Rules of Procedure Form 12.900 (a), before he or she helps you. A nonlawyer helping you fill out these forms also **must** put his or her name, address, and telephone number on the bottom of the last page of every form he or she helps you complete.

IN THE CIRCUIT COURT OF THE _____ JUDICIAL CIRCUIT,
IN AND FOR _____ COUNTY, FLORIDA

Case No.: _____

Division: _____

Petitioner,

and

Respondent.

MOTION FOR DEFAULT

TO THE CLERK OF THE CIRCUIT COURT:

PLEASE ENTER A DEFAULT AGAINST RESPONDENT WHO HAS FAILED TO RESPOND TO THE PETITION.

I certify that a copy of this document was [one only] () mailed () faxed and mailed () hand delivered to the person(s) listed below on *{date}* _____.

Other party or his/her attorney:

Name: _____

Address: _____

City, State, Zip: _____

Fax Number: _____

Dated: _____

Signature of Petitioner

Printed Name: _____

Address: _____

City, State, Zip: _____

Telephone Number: _____

Fax Number: _____

IF A NONLAWYER HELPED YOU FILL OUT THIS FORM, HE/SHE MUST FILL IN THE BLANKS BELOW: [fill in all blanks]

I, *{full legal name and trade name of nonlawyer}* _____,
a nonlawyer, located at *{street}* _____, *{city}* _____,
{state} _____, *{phone}* _____, helped *{name}* _____,
who is the petitioner, fill out this form.

IN THE CIRCUIT COURT OF THE _____ JUDICIAL CIRCUIT,
IN AND FOR _____ COUNTY, FLORIDA

Case No.: _____

Division: _____

Petitioner,

and

Respondent.

DEFAULT

A default is entered in this action against Respondent for failure to serve or file a response or any paper as is required by law.

Dated: _____

CLERK OF THE CIRCUIT COURT

(SEAL)

By: _____
Deputy Clerk

I certify that a copy of this document was [**one** only] () mailed () faxed and mailed () hand delivered to the person(s) listed below on *{date}* _____.

Other party or his/her attorney:

Name: _____

Address: _____

City, State, Zip: _____

Fax Number: _____

Dated: _____

Signature of Petitioner

Printed Name: _____

Address: _____

City, State, Zip: _____

Telephone Number: _____


Fax Number: _____

IF A NONLAWYER HELPED YOU FILL OUT THIS FORM, HE/SHE MUST FILL IN THE BLANKS BELOW: [fill in **all** blanks]

I, *{full legal name and trade name of nonlawyer}* _____,
a nonlawyer, located at *{street}* _____, *{city}* _____,
{state} _____, *{phone}* _____, helped *{name}* _____
who is the petitioner, fill out this form.

INSTRUCTIONS FOR FLORIDA SUPREME COURT APPROVED FAMILY LAW FORM 12.924,
NOTICE FOR TRIAL

When should this form be used?

Generally, the court will have **trials** (or **final hearings**) on contested cases. This form is to be used to notify the court that your case is ready to be set for trial. Before setting your case for trial, certain requirements such as completing **mandatory disclosure** and **filing** certain papers and having them **served** on the other **party** must be met. These requirements vary depending on the type of case and the procedures in your particular circuit. In some circuits you must complete **mediation** or a **parenting course** before you can set a final hearing by using a **Notice of Hearing (General)**,  Florida Supreme Court Approved Family Law Form 12.923, or other appropriate notice of hearing form. Other circuits may require that you set the trial using an **Order Setting Trial**. Contact the **clerk of the circuit court, family law intake staff, or judicial assistant** to determine how the **judge** assigned to your case sets trials. For further information, you should refer to the instructions for the type of form you are filing.

This form should be typed or printed in black ink. After completing this form, you should **file** the original with the clerk of the circuit court in the county where your case is filed and keep a copy for your records.

What should I do next?


A copy of this form must be mailed **or** hand delivered to the other party in your case.

Where can I look for more information?

Before proceeding, you should read “General Information for Self-Represented Litigants” found at the beginning of these forms. For further information, see rule 12.440, Florida Family Law Rules of Procedure.

Special notes...

These family law forms contain **orders** and **final judgments**, which the judge may use. You should ask the clerk of court, family law intake staff, or judicial assistant if you need to bring one of these forms with you to the hearing or trial. If so, you should type or print the heading, including the circuit, county, case number, division, and the parties’ names, and leave the rest blank for the judge to complete at your hearing or trial.

Remember, a person who is NOT an attorney is called a nonlawyer. If a nonlawyer helps you fill out these forms, that person must give you a copy of a **Disclosure from Nonlawyer**,  Florida Family Law Rules of Procedure Form 12.900 (a), before he or she helps you. A nonlawyer helping you fill out these forms also **must** put his or her name, address, and telephone number on the bottom of the last page of every form he or she helps you complete.

IN THE CIRCUIT COURT OF THE _____ JUDICIAL CIRCUIT,
IN AND FOR _____ COUNTY, FLORIDA

Case No.: _____

Division: _____

Petitioner,

and

Respondent.

NOTICE FOR TRIAL

Pursuant to rule 12.440, Florida Family Law Rules of Procedure, the party signing below states that the case is ready to be set for trial. The estimated time needed for the parties to present their cases is: *{hours}* _____.

I certify that a copy of this document was [one only] () mailed () faxed and mailed () hand delivered to the person(s) listed below on *{date}* _____.

Other party or his/her attorney:

Name: _____

Address: _____

City, State, Zip: _____

Fax Number: _____

Dated: _____

Signature of Party

Printed Name: _____

Address: _____

City, State, Zip: _____

Telephone Number: _____

Fax Number: _____

IF A NONLAWYER HELPED YOU FILL OUT THIS FORM, HE/SHE MUST FILL IN THE BLANKS BELOW: [fill in **all** blanks]

I, *{full legal name and trade name of nonlawyer}* _____,



a nonlawyer, located at *{street}* _____, *{city}* _____,

{state} _____, *{phone}* _____, helped *{name}* _____,

who is the [one only] ___ petitioner **or** ___ respondent, fill out this form.

INSTRUCTIONS FOR FLORIDA SUPREME COURT APPROVED FAMILY LAW FORM 12.923,
NOTICE OF HEARING (GENERAL)

When should this form be used?

Anytime you have set a hearing before a **judge**, you must send notice of the **hearing** to the other party. **IMPORTANT:** If your hearing has been set before a general magistrate, you should use **Notice of Hearing Before General Magistrate**,  Florida Family Law Rules of Procedure Form 12.920(c). If your hearing has been set before a child support enforcement hearing officer, you should use **Notice of Hearing (Child Support Hearing Officer)**,  Florida Supreme Court Approved Family Law Form 12.921.

This form should be typed or printed in black ink. After completing this form, you should **file** the original with the **clerk of the circuit court** in the county where your case was filed and keep a copy for your records.

What should I do next?


A copy of this form must be mailed **or** hand delivered to the other party in your case. If a **default** has been entered, you must still send this form to the other party to notify the other party of the **final hearing**.

Where can I look for more information?

Before proceeding, you should read “General Information for Self-Represented Litigants” found at the beginning of these forms. For further information on serving notices of hearing, see rule 1.090(d), Florida Civil Rules of Procedure.

Special notes...

To set a hearing date and time, you will usually have to make a good-faith effort to coordinate a mutually convenient date and time for you, the other parties in the case, and the judge, except in certain emergency situations. Some circuits may have additional procedural requirements that you must follow when you notify the court and other parties of your scheduled hearing. Therefore, before you complete this form, you should contact the clerk’s office, **family law intake staff**, or **judicial assistant** for information regarding the proper procedure to follow.

Remember, a person who is NOT an attorney is called a nonlawyer. If a nonlawyer helps you fill out these forms, that person must give you a copy of **Disclosure from Nonlawyer**,  Florida Family Law Rules of Procedure Form 12.900 (a), before he or she helps you. A nonlawyer helping you fill out these forms also **must** put his or her name, address, and telephone number on the bottom of the last page of every form he or she helps you complete.

IN THE CIRCUIT COURT OF THE _____ JUDICIAL CIRCUIT,
IN AND FOR _____ COUNTY, FLORIDA

Case No.: _____

Division: _____

Petitioner,

and

Respondent.

NOTICE OF HEARING (GENERAL)

[✎ fill in **all** blanks]

TO: *{name of other party}* _____

There will be a hearing before Judge *{name}* _____,
on *{date}* _____, at *{time}* _____ m., in Room _____ of the _____
Courthouse, on the following issues: _____

_____ hour(s)/ _____ minutes have been reserved for this hearing.

This part to be filled out by the court or to be filled in with information you obtained from the court:

If you are a person with a disability who needs any accommodation in order to participate in this proceeding, you are entitled, at no cost to you, to the provision of certain assistance. Please contact *{name}* _____,
{address} _____, *{telephone}* _____,
within 2 working days of your receipt of this Notice of Hearing. If you are hearing or voice impaired, call TDD 1-800-955-8771.

If you are represented by an attorney or plan to retain an attorney for this matter, you should notify the attorney of this hearing.

If this matter is resolved, the moving party shall contact the judge's office to cancel this hearing.

I certify that a copy of this document was [**one** only] () mailed () faxed and mailed () hand delivered to the person(s) listed below on *{date}* _____.

Other party or his/her attorney:

Name: _____

Address: _____

City, State, Zip: _____

Fax Number: _____

Dated: _____

Signature of Party

Printed Name: _____

Address: _____

City, State, Zip: _____

Telephone Number: _____



Fax Number: _____

**IF A NONLAWYER HELPED YOU FILL OUT THIS FORM, HE/SHE MUST FILL IN THE
BLANKS BELOW:** [fill in **all** blanks]

I, *{full legal name and trade name of nonlawyer}* _____,
a nonlawyer, located at *{street}* _____, *{city}* _____,
{state} _____, *{phone}* _____, helped *{name}* _____,
who is the [**one** only] ___ petitioner **or** ___ respondent, fill out this form.

INSTRUCTIONS FOR FLORIDA SUPREME COURT APPROVED FAMILY LAW FORM 12.923,
NOTICE OF HEARING (GENERAL)

When should this form be used?

Anytime you have set a hearing before a **judge**, you must send notice of the **hearing** to the other party. **IMPORTANT:** If your hearing has been set before a general magistrate, you should use **Notice of Hearing Before General Magistrate**,  Florida Family Law Rules of Procedure Form 12.920(c). If your hearing has been set before a child support enforcement hearing officer, you should use **Notice of Hearing (Child Support Hearing Officer)**,  Florida Supreme Court Approved Family Law Form 12.921.

This form should be typed or printed in black ink. After completing this form, you should **file** the original with the **clerk of the circuit court** in the county where your case was filed and keep a copy for your records.

What should I do next?


A copy of this form must be mailed **or** hand delivered to the other party in your case. If a **default** has been entered, you must still send this form to the other party to notify the other party of the **final hearing**.

Where can I look for more information?

Before proceeding, you should read “General Information for Self-Represented Litigants” found at the beginning of these forms. For further information on serving notices of hearing, see rule 1.090(d), Florida Civil Rules of Procedure.

Special notes...

To set a hearing date and time, you will usually have to make a good-faith effort to coordinate a mutually convenient date and time for you, the other parties in the case, and the judge, except in certain emergency situations. Some circuits may have additional procedural requirements that you must follow when you notify the court and other parties of your scheduled hearing. Therefore, before you complete this form, you should contact the clerk’s office, **family law intake staff**, or **judicial assistant** for information regarding the proper procedure to follow.

Remember, a person who is NOT an attorney is called a nonlawyer. If a nonlawyer helps you fill out these forms, that person must give you a copy of **Disclosure from Nonlawyer**,  Florida Family Law Rules of Procedure Form 12.900 (a), before he or she helps you. A nonlawyer helping you fill out these forms also **must** put his or her name, address, and telephone number on the bottom of the last page of every form he or she helps you complete.

IN THE CIRCUIT COURT OF THE _____ JUDICIAL CIRCUIT,
IN AND FOR _____ COUNTY, FLORIDA

Case No.: _____

Division: _____

Petitioner,

and

Respondent.

NOTICE OF HEARING (GENERAL)

[✎ fill in **all** blanks]

TO: *{name of other party}* _____

There will be a hearing before Judge *{name}* _____,
on *{date}* _____, at *{time}* _____ m., in Room _____ of the _____
Courthouse, on the following issues: _____

_____ hour(s)/ _____ minutes have been reserved for this hearing.

This part to be filled out by the court or to be filled in with information you obtained from the court:

If you are a person with a disability who needs any accommodation in order to participate in this proceeding, you are entitled, at no cost to you, to the provision of certain assistance. Please contact *{name}* _____,
{address} _____, *{telephone}* _____,
within 2 working days of your receipt of this Notice of Hearing. If you are hearing or voice impaired, call TDD 1-800-955-8771.

If you are represented by an attorney or plan to retain an attorney for this matter, you should notify the attorney of this hearing.

If this matter is resolved, the moving party shall contact the judge's office to cancel this hearing.

I certify that a copy of this document was [**one** only] () mailed () faxed and mailed () hand delivered to the person(s) listed below on *{date}* _____.

Other party or his/her attorney:

Name: _____

Address: _____

City, State, Zip: _____

Fax Number: _____

Dated: _____

Signature of Party

Printed Name: _____

Address: _____

City, State, Zip: _____

Telephone Number: _____

Fax Number: _____

**IF A NONLAWYER HELPED YOU FILL OUT THIS FORM, HE/SHE MUST FILL IN THE
BLANKS BELOW:** [fill in **all** blanks]

I, *{full legal name and trade name of nonlawyer}* _____,

a nonlawyer, located at *{street}* _____, *{city}* _____,

{state} _____, *{phone}* _____, helped *{name}* _____,

who is the [**one** only] ___ petitioner **or** ___ respondent, fill out this form.

**IN THE CIRCUIT COURT OF THE SIXTH JUDICIAL CIRCUIT, IN
AND FOR _____ COUNTY, FLORIDA**

Ref: _____
UCN: _____
Division: _____

TEMPORARY CUSTODY OF A MINOR CHILD

Petitioner,
and

Respondent.
and

Respondent.

ORDER ON PETITION FOR TEMPORARY CUSTODY

THIS CAUSE having come to be heard on the _____ day of _____, 20____, on a Petition for Temporary Custody duly filed in this Court, and the court finding that it has jurisdiction over the child(ren) and the subject matter involved in the proceeding in that the child(ren) is/are domiciled, living or found in Pinellas County and that the child is under eighteen years of age, and finding that the parents have executed a Waiver and Consent, failed to appear after being duly noticed, that a diligent search has been made as required by law and an affidavit attesting to same has been filed, and being otherwise fully advised in the premises, it is

ORDERED AND ADJUDGED:

- 1) THAT the Court has jurisdiction over the child(ren) and it is in the best interests of the child(ren) that the Petition is granted.
- 2) THAT the temporary care, custody and control of the child(ren) shall be with _____, who resides at _____

- 3) THAT the custodian(s) may consent to all necessary and reasonable medical and dental care for the child(ren), including, but not limited to, medical screening, immunization and PPT-Tuberculin testing, non emergency surgery and psychiatric care.

- 4) THAT the custodian(s) is/are authorized to secure copies of the child(ren)'s records, held by third parties, that are necessary to the care of the child(ren), including but not limited to:
 - a. Medical, dental, and psychiatric records;
 - b. Birth certificates and other records; and
 - c. Educational records.
- 5) THAT the custodian(s) are authorized to consent to school or daycare enrollment and grant or withhold consent for a child(ren) to be tested or placed in special school programs, including, but not limited to, exceptional education, after school programs, holiday recreational programs, and field trips.
- 6) THAT the custodian(s) is/are authorized to do all other things necessary for the care of the child(ren).
- 7) THAT _____

DONE AND ORDERED at _____, _____ County, Florida,
 this _____ day of _____, 20____.

CIRCUIT JUDGE

CC: