

**Vocabulary**  
Lesson Plan #1

Living thing – something that grows and changes

Non-living –things that do not grow, breathe, or need food

Classify – to put things into groups

Basic needs – what living things must have to stay alive

Shelter – something that covers or protects

Space – distance between people or objects

**Living**

**Non-Living**

## Note to Parents

Dear Parent or Guardian,

Our Class is learning about living things. For homework tonight, students have been asked to notice and observe living things. They were also asked to bring a picture of a living thing to class tomorrow. The picture can be a drawing, magazine picture, photo, or computer generated graphic. Thank you in advance for your help with this assignment.

Sincerely,

## Note to Parents

Dear Parent or Guardian,

Our Class is learning about living things. For homework tonight, students have been asked to notice and observe living things. They were also asked to bring a picture of a living thing to class tomorrow. The picture can be a drawing, magazine picture, photo, or computer generated graphic. Thank you in advance for your help with this assignment.

Sincerely,

## Note to Parents

Dear Parent or Guardian,

Our Class is learning about living things. For homework tonight, students have been asked to notice and observe living things. They were also asked to bring a picture of a living thing to class tomorrow. The picture can be a drawing, magazine picture, photo, or computer generated graphic. Thank you in advance for your help with this assignment.


Sincerely,

Name \_\_\_\_\_ Date \_\_\_\_\_

### My Basic Needs

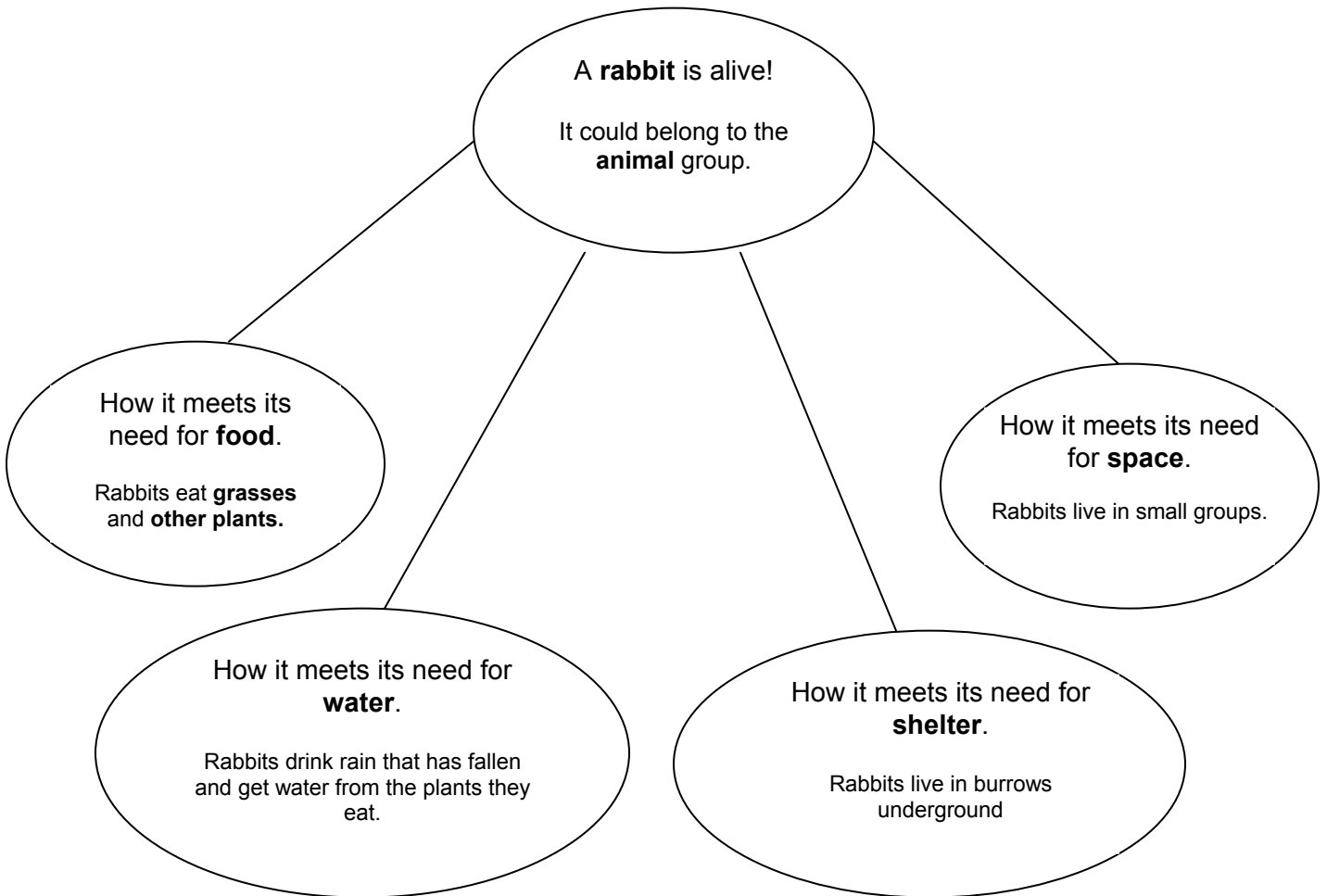
Cut and glue the pictures at the bottom under the correct word in the chart below.

Food	Water	Shelter	Space



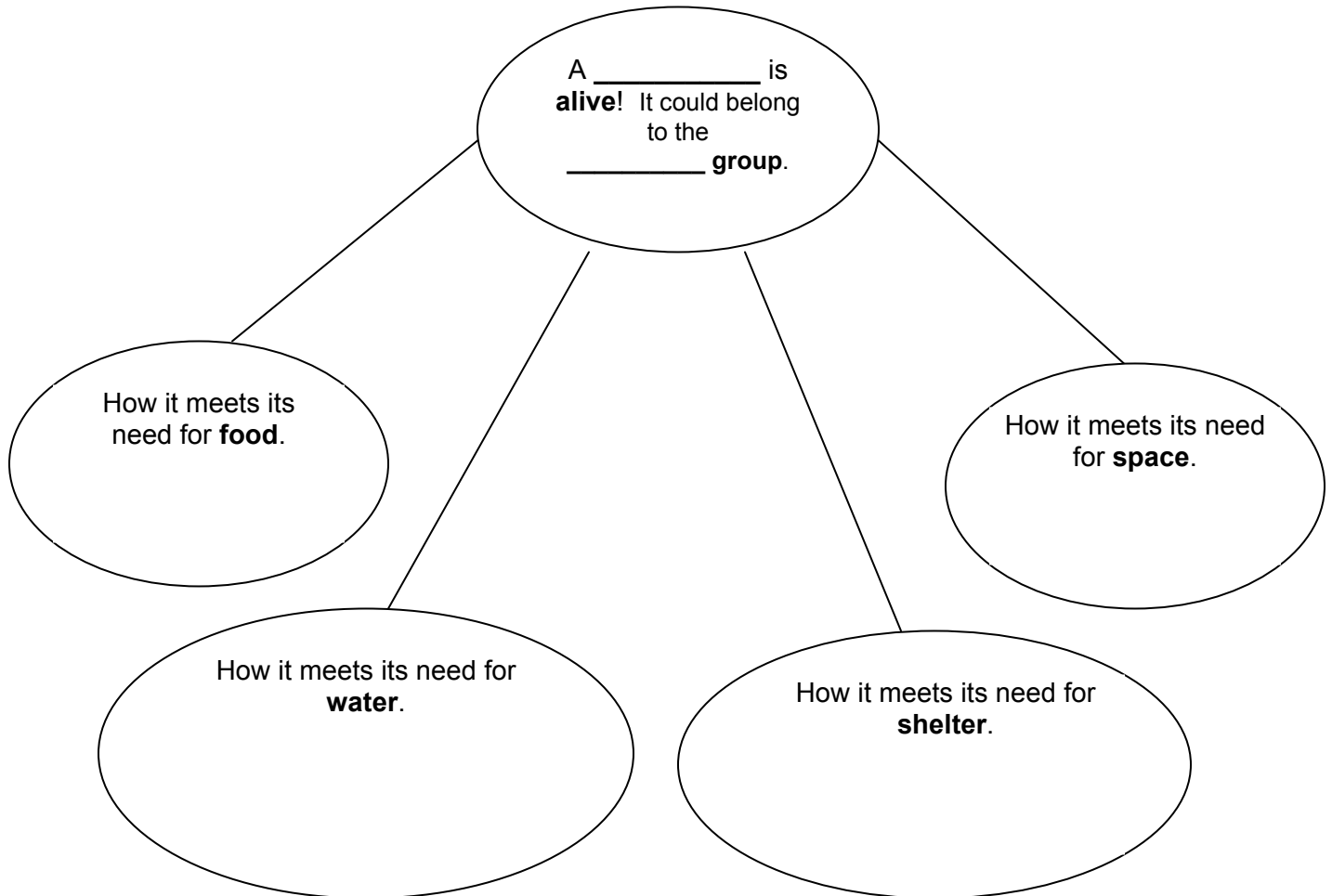
# It's Alive Project

## Sample for the teacher to use to model



Name \_\_\_\_\_ Date \_\_\_\_\_

## It's Alive Project Student Form



## Rubric for It's Alive Project

	Excellent 5 points each		Satisfactory 3 points each		Needs Work 1 point each
	I chose a living thing as the topic of my book. I told a group it could belong to.		I chose a living thing as the topic of my book. I did <b>not</b> tell a group it could belong to.		My book is <b>not</b> about something that is living.
	My book tells three correct facts about the basic needs of this living thing.		My book tells <b>two</b> correct facts about the basic needs of this living thing.		My book tells <b>less than two</b> correct facts about the basic needs of this living thing.
	The pictures in my book <b>match the facts</b> I wrote about this living thing's basic needs.		The pictures in my book <b>mostly</b> match the facts I wrote, <b>but not always</b> .		The pictures in my book do <b>not</b> go along with the facts I wrote.

Point conversion (if needed):

15-13 points = 100/95

11-09 points = 90/85

07-03 points = 80/70