

GEOCACHING



Prerequisite: A Cadet must have earned the **GPS merit badge** before being awarded the **Geocaching merit badge**.



Geocaching (GEE-oh-cash-ing) is a popular outdoor activity that uses a handheld GPS receiver or smart phone with live-enabled geocaching application to find containers (caches) hidden by others and then share their experiences online.

Equipment Required: Computer with Internet connection, GPS receiver; or as an alternative to a GPS receiver, you can use a smart phone with a geocaching application where cell phone service is available.

1. Get to know the geocaching website. Geocaching.com is the official site of the geocaching community and an excellent source for information on all things having to do with geocaching. There are other websites that offer geocaching information but your most reliable source is this site.
 - a. Sign up for a basic free membership on the geocaching web site. A membership will give you access to coordinates to help you find geocaches.

Date joined: _____
 - b. What happened on May 2, 2000? (Look under the history link.)

 - c. Provide the names of three GPS devices that have been reviewed on the geocaching.com website.
 - 1) _____
 - 2) _____
 - 3) _____

- d. Using the news article link on the geocaching site, list three events that have recently taken place that are great ways to participate in geocaching.

- 1) _____

- 2) _____

- 3) _____

DATE COMPLETED:

PASSED BY:

2. Write the definitions of these geocaching terms.

Cache _____

CITO _____

DNF _____

Trade item (also called swag) _____

Traveler or travel bug _____

Waypoint _____

Logbook _____

Muggle _____

Container _____

Hide _____

FTF _____

Geocoin _____

DATE COMPLETED:

PASSED BY:

3. Geocaching Safety

- a. Learn the two rules of geocaching safety and explain them to your counselor.

Safety Rules

- #1 • Always go geocaching with an adult.
- #2 • Use caution when geocaching.

- b. List ten items on a geocacher's checklist for safe geocaching:

- 1) _____
- 2) _____
- 3) _____
- 4) _____
- 5) _____
- 6) _____
- 7) _____
- 8) _____
- 9) _____
- 10) _____

DATE COMPLETED:

PASSED BY:

4. Information about geocaches and geocachers

- a. Using the guide link on the geocache website, list the types of caches available.

- _____
- _____
- _____
- _____
- _____
- _____
- _____
- _____
- _____
- _____

- b. Geocaches also come in many sizes. List the four main sizes and approximate dimensions.

- _____
- _____
- _____
- _____

- c. Geocache.com rates caches according to how difficult they are to get to (terrain) and how difficult they are to find (difficulty). Select two geocache locations on Geocache.com and explain how difficult it will be to get there and how difficult it will be to find the cache.

- _____

- _____

- d. Geocaches can be found in many places. List some places you might expect to find a geocache.

- _____
- _____
- _____
- _____
- _____

- e. Learn the following basic rules for geocaching and explain to your counselor why they are important.

Basic Rules for Geocaching

- #1 • If you take something from a cache, leave something of equal or greater value.
- #2 • Write in the cache logbook.
- #3 • Respect the environment and private property.
- #4 • Log your experience at geocaching.com.

DATE COMPLETED:

PASSED BY:

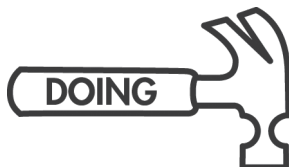
5. Most geocache listing services have rules to meet before a cache may be listed on their site. Fill in the blanks in the following sentences.

- a. Geocaches must have at least two things to be considered geocaches: A weather-proof _____ of some kind which also contains a _____ for finders to record their visits.
- b. Geocaches may only be placed on _____ which is accessible by the public and for which _____ is obtained to place the geocache.
- c. Geocaches cannot be placed in certain areas that concern public _____. These areas include (but are not limited to) automobile bridges, railroads, school yards, industrial complexes, military bases, and power plants.
- d. Geocaches must not contain dangerous or illegal items such as _____, _____, _____, or _____.

e. Geocaches also should not contain items such as food or drinks that attract _____.

DATE COMPLETED:

PASSED BY:



1. You should now have an idea of the kinds of geocaches you would enjoy looking for. Using the geocaching.com website, determine the five geocaches nearest to your location. List them below.

- _____
- _____
- _____
- _____
- _____


DATE COMPLETED:

PASSED BY:

2. Now it is time to actually look for some geocaches.

a. Following the instructions for your GPS receiver, enter the location information for several geocaches in your area that you would like to look for.

b. You must find at least five geocaches of two different types for this merit badge. When you find each cache, enter its information into the boxes below.

Geocache Name: _____
Type: _____
Difficulty: ☆ ☆ ☆ ☆ ☆
Cache Size 
Terrain: _____
Date Found: _____ Time: _____

Geocache Name: _____

Type: _____

Difficulty: ☆ ☆ ☆ ☆ ☆

Cache Size 


Terrain: _____

Date Found: _____ Time: _____

Geocache Name: _____

Type: _____

Difficulty: ☆ ☆ ☆ ☆ ☆

Cache Size 

Terrain: _____

Date Found: _____ Time: _____

Geocache Name: _____

Type: _____

Difficulty: ☆ ☆ ☆ ☆ ☆

Cache Size 

Terrain: _____

Date Found: _____ Time: _____

Geocache Name: _____

Type: _____

Difficulty: ☆ ☆ ☆ ☆ ☆

Cache Size 

Terrain: _____

Date Found: _____ Time: _____

DATE COMPLETED:

PASSED BY:

3. Finally, create and place a geocache at or near your club meeting place for others in your club to find. **Make sure you have permission from the property owner before you place it.**

DATE COMPLETED:

PASSED BY:

MERIT BADGE APPROVED BY

MERIT BADGE COMPLETED ON

