

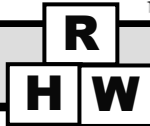
AGENDA - Community Meeting #1

Agenda
Guadalupe County Hospital
Community Meeting #1
Wednesday, February 29, 2012
4:00 pm

- I. Introduction Christina Campos, CEO, Guadalupe County Hospital
- II. Overview of Community Health Needs Assessment Process Val Schott, National Center
- III. Guadalupe County Hospital Services/Community Benefits Christina Campos
- IV. Economic Impact Gerald Doeksen, National Center
- V. Health Survey Questionnaire – Gerald Doeksen and Val Schott
 - a. Survey Questionnaire completed at meeting
 - b. Community Representatives to have survey completed by 4 to 6 local residents
- VI. Next Steps

Meeting #2 - Tuesday, March 13, 2012, at 4:00 pm

Meeting #3 - Tuesday, April 10, 2012 at 4:00 pm



Community Health Needs Assessment Template
National Center for Rural Health Works

Overview – Community Health Needs Assessment

- **Involves three meetings**
- **We are resource team and provide data, analysis and facilitation.**
- **You are the community steering committee and decision makers.**

WHAT are we doing?

A community-based assessment of health care needs in the medical service area of Guadalupe County Hospital


- From the community's perspective as to health care needs
- From analysis of data and information from public health department, other data sources, survey results, and economic impact study

(Cont'd) WHAT are we doing?

Outcomes of the community-based assessment will depend on:

- Community recommendations to Guadalupe County Hospital
- Resource availability

Results of the community needs assessment will be reported to the IRS on Form 990 and related schedules by Guadalupe County Hospital



WHY are we doing this?

The Patient Protection and Affordable Care Act (PPACA) requires not-for-profit hospitals to provide a Community Health Needs Assessment, as follows:

- The organization must conduct a “community health needs assessment” not less frequently than every three years and adopt an implementation strategy to meet the community health needs identified through the assessment.

(Cont’d) WHY are we doing this?

- A “community health needs assessment” must include input from persons “represent[ing] the broad interests of the community served by the hospital facility,” including those “with special knowledge of or expertise in public health.”
- The assessment must be made widely available to the public.


Hospitals are required to fulfill these requirements to preserve their status as not-for-profit facilities.

(Cont'd) WHY are we doing this?

The legislation also includes:

- Financial Assistance Policy Requirements
- Requirements regarding Charges
- Billing and Collection Requirements


Guadalupe County Hospital will fulfill these requirements internally.



WHY we WANT to do this?

Regardless of the legislative requirements, Guadalupe County Hospital wants community-based assessment to become a part of the hospital strategic plan on a long-term, continuing basis.

- Community will provide input to Guadalupe County Hospital as to the community's needs.
- Guadalupe County Hospital will develop communications and relationships with the community to plan and provide for the community's needs.



WHAT is required from the Community Group?

1. To review and analyze data and information provided during process:
 - Guadalupe County Hospital:
 - Medical service area
 - Services and community benefits currently provided
 - From State or Local Public Health:
 - Data on health indicators and outcomes

(Cont'd) WHAT is required from the Community Group?

- From other sources:
 - U. S. Census Bureau and County Business Patterns
 - ESRI
 - U. S. Department of Commerce, Regional Economic Information System, Bureau of Economic Analysis
 - Other agencies and foundations that provide relevant health data

**(Cont'd) WHAT is required
from the Community Group?**

- Information will also be provided concerning:
 - The economic impact of the hospital
 - Jobs and salaries, wages, and benefits generated locally
 - A summary of the importance of the hospital to the local economy

**(Cont'd) WHAT is required
from the Community Group?**

2. Provide input through health survey questionnaire and have other community members complete survey.
3. Review and analyze results of survey.
4. Provide input and recommendations on local community needs in the medical service area.

SUMMARY of Community Group Responsibilities

- ✓ Community members are here to participate in a three-meeting community-based needs assessment
- ✓ Community members will review data and information and identify the health needs of the community
- ✓ Community members will make recommendations to Guadalupe County Hospital

R
H W **Community Health Needs Assessment Template**
National Center for Rural Health Works

AGENDA - Community Meeting #1

Agenda
Guadalupe County Hospital
Community Meeting #1
Wednesday, February 29, 2012
4:00 pm

- I. Introduction – Christina Campos, CEO, Guadalupe County Hospital
- II. Overview of Community Health Needs Assessment Process – Val Schott, National Center
- III. Guadalupe County Hospital Services/Community Benefits – Christina Campos
- IV. Economic Impact – Gerald Doeksen, National Center
- V. Health Survey Questionnaire – Gerald Doeksen and Val Schott
 - a. Survey Questionnaire completed at meeting
 - b. Community Representatives to have survey completed by 1 to 6 local residents
- VI. Next Steps
 - Meeting #2 - Tuesday, March 13, 2012, at 4:00 pm
 - Meeting #3 - Tuesday, April 10, 2012 at 4:00 pm

R
H W **Community Health Needs Assessment Template**
National Center for Rural Health Works

Hospital Services and Community Benefits

Guadalupe County Hospital- Hospital Services and Community Benefits

Presented by:

Cristina Campos, Hospital Administrator,
Guadalupe County Hospital



**The Economic Impact of
Guadalupe County Hospital
on Santa Rosa and Surrounding Medical Service Area
in Guadalupe County, New Mexico**

Prepared for:

Guadalupe County Hospital

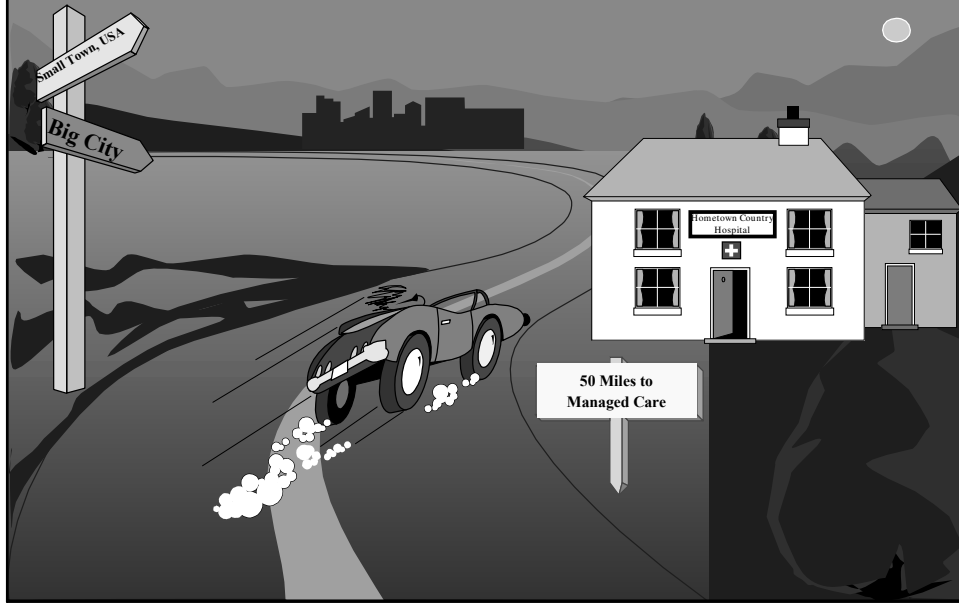
Prepared by:

National Center for Rural Health Works
Oklahoma State University
Community Health Needs Assessment Template

February 2012



Movement to Managed Care May Cause a By-Pass of Local Health Care



What's the Economic Potential for Health Care in Your Community



Health Services Promote Job Growth



**To attract business and industry,
research indicates the area needs
quality:**

- **Health services and**
- **Education services**



To attract retirees, research indicates the area needs quality:

- Health services and
- Safety services



Table 1
United States Health Expenditures and Employment Data
1970-2010; Projected for 2011, 2014, 2017, & 2020

Year	Total Health Expenditures (\$Billions)	Per Capita Health Expenditures (\$)	Health as % of GDP (%)	Health Sector Employment (000)	Avg. Annual Increase in Employment (%)
1980	256.0	1,110	9.2%	5,278 ^a	7.3%
1990	724.0	2,854	12.5%	7,814 ^a	4.8%
2000	1,377.0	4,878	13.8%	10,858 ^a	3.9%
2003	1,774.0	6,114	15.9%	11,817 ^b	N/A
2010	2,594.0	8,402	17.9%	13,777 ^b	2.4%
Projections					
2011	2,708.4	8,649	17.7%		
2014	3,227.4	10,035	18.1%		
2017	3,849.5	11,664	18.8%		
2020	4,638.4	13,709	19.8%		

Figure 1.
National Health Expenditures
as a Percent of Gross Domestic Product
and by Health Service Type, 2010

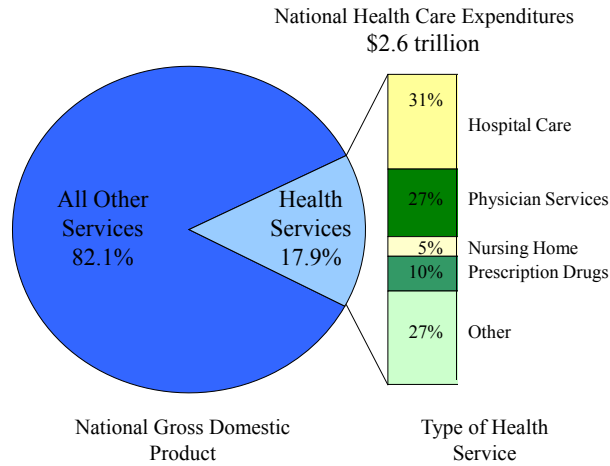


Table 2
Populations by Race and Hispanic Origin
for Guadalupe County and the State of New Mexico

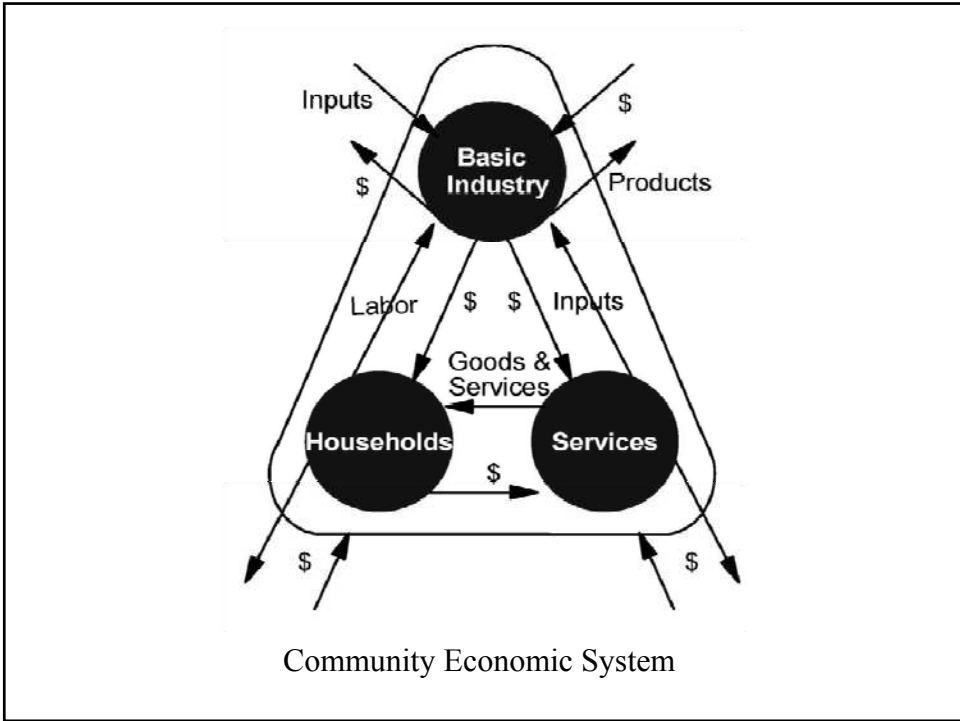
	White	Black	Native American ¹	Other ²	Two or More Races ³	Total	Hispanic Origin ⁴
2000 Census							
Santa Rosa City	1,577	60	48	934	125	2,744	2,227
Rural Area	669	2	3	684	39	1,397	1,105
Guadalupe County	2,530	62	53	1,855	180	4,680	3,801
Percent	54.1%	1.3%	1.1%	39.6%	3.8%	100.0%	81.2%
State of New Mexico	1,214,253	34,343	173,483	330,640	66,327	1,819,046	765,386
Percent	66.8%	1.9%	9.5%	18.2%	3.6%	100.0%	42.1%
2010 Census							
Santa Rosa City	1,971	68	57	654	98	2,848	2,262
Rural Area	694	3	13	174	32	916	677
Guadalupe County	3,298	79	90	1,066	154	4,687	3,730
Percent	70.4%	1.7%	1.9%	22.7%	3.3%	100.0%	79.6%
State of New Mexico	1,407,876	42,550	193,222	338,521	77,010	2,059,179	953,403
Percent	68.4%	2.1%	9.4%	16.4%	3.7%	100.0%	46.3%

**Table 3
Populations by Age Group
for Guadalupe County and the State of New Mexico**

	Age Groups						Total
	0-14	15-19	20-24	25-44	45-64	65+	
2000 Census							
Santa Rosa City	505	211	205	944	549	330	2,744
Rural Area	<u>288</u>	<u>114</u>	<u>69</u>	<u>360</u>	<u>338</u>	<u>228</u>	<u>1,397</u>
Guadalupe County	<u>908</u>	<u>365</u>	<u>298</u>	<u>1,437</u>	<u>1,024</u>	<u>648</u>	<u>4,680</u>
Percent	<u>19.4%</u>	<u>7.8%</u>	<u>6.4%</u>	<u>30.7%</u>	<u>21.9%</u>	<u>13.8%</u>	<u>100.0%</u>
State of New Mexico	<u>419,108</u>	<u>145,751</u>	<u>121,291</u>	<u>516,100</u>	<u>404,571</u>	<u>212,225</u>	<u>1,819,046</u>
Percent	<u>23.0%</u>	<u>8.0%</u>	<u>6.7%</u>	<u>28.4%</u>	<u>22.2%</u>	<u>11.7%</u>	<u>100.0%</u>
2010 Census							
Santa Rosa City	483	168	202	886	743	366	2,848
Rural Area	<u>170</u>	<u>53</u>	<u>42</u>	<u>166</u>	<u>343</u>	<u>142</u>	<u>916</u>
Guadalupe County	<u>836</u>	<u>287</u>	<u>278</u>	<u>1,219</u>	<u>1,339</u>	<u>728</u>	<u>4,687</u>
Percent	<u>17.8%</u>	<u>6.1%</u>	<u>5.9%</u>	<u>26.0%</u>	<u>28.6%</u>	<u>15.5%</u>	<u>100.0%</u>
State of New Mexico	<u>429,980</u>	<u>149,861</u>	<u>142,370</u>	<u>515,768</u>	<u>548,945</u>	<u>272,255</u>	<u>2,059,179</u>
Percent	<u>20.9%</u>	<u>7.3%</u>	<u>6.9%</u>	<u>25.0%</u>	<u>26.7%</u>	<u>13.2%</u>	<u>100.0%</u>

**Direct Activities of Guadalupe County Hospital
in Guadalupe County, New Mexico, 2011**

	<u>Employment</u> Number of Full-time & Part-Time Employees	<u>Labor Income</u> Wages, Salaries, and Benefits
From Hospital Operations	50	\$2,909,410
From Hospital Construction of \$10,000,000	<u>86</u>	<u>\$3,465,875</u>
Total Direct Impact	136	\$6,375,285



**Employment Impact of Guadalupe County Hospital
on Guadalupe County, New Mexico, 2011**

	<u>Employment Impact</u>			
	Number Employed	Employment Multiplier	Secondary Impact	Total Impact
From Hospital Operations	50	1.34	17	67
From Hospital Construction	<u>86</u>	1.23	<u>20</u>	<u>106</u>
Total Impact	<u>136</u>		<u>37</u>	<u>173</u>

**Income Impact of Guadalupe County Hospital
on Guadalupe County, New Mexico, 2011**

	<u>Income Impact</u>			
	Direct Income	Income Multiplier	Secondary Impact	Total Impact
From Hospital Operations	\$2,909,410	1.18	\$523,694	\$3,433,104
From Hospital Construction	<u>\$3,465,875</u>	1.16	<u>\$554,540</u>	<u>\$4,020,415</u>
Total Income Impact	<u>\$6,375,285</u>		<u>\$1,078,234</u>	<u>\$7,453,519</u>

In summary, Guadalupe County Hospital contributes to economic development:

- Businesses and industries locate in areas with high quality medical facilities and educational systems;
- Retirees locate in areas with accessible and comprehensive health care services and law enforcement services;
- The health sector is a growing sector and will continue to generate more jobs, and;
- The health sector generally pays above-average salaries and wages.

Local leaders must continue to support Guadalupe County Hospital to ensure development of economic growth and opportunities in Guadalupe County.

R
H
W

National Center for Rural Health Works
Community Health Needs Assessment Template
For additional information,
contact Gerald Goodwin at 408-738-6563 or ggood@chrh.wvu.edu

Health Survey Questionnaire for Grantledge County Hospital

1. Have you or someone in your household used the services of a hospital in the past 12 months?
 Yes Don't know (Skip to Q7)
 No (Skip to Q7)

2. At which hospital(s) were services received?
 Grantledge County Hospital (Skip to Q4)
 Other (CTC) where hospital services were received: _____

3. You reported that you or someone in your household received care at a hospital other than Grantledge County Hospital. Why did you or your family member choose that other hospital?
 Physician referral Quality of medical services
 Cost, more convenient Availability of specialist care
 Insurance Other (Please list below) _____
 (Answer Q3, then Skip to Q7)

4. What hospital services do you need at Grantledge County Hospital?
 All medical/surgical (Cancer, heart, CT scan, neurological, mammogram)
 Laboratory Inpatient services
 Other outpatient services Emergency room (ER)
 Physical services Other (Please list) _____

5. How satisfied were you or someone in your household with the services you received at Grantledge County Hospital? Would you use the services?
 Satisfied Don't know
 Dissatisfied

6. Why were you satisfied/dissatisfied?

7. What type of specialist have you or someone in your household been to and in which city did you receive their care?
 Cardiology (Heart) in _____ city Obstetrics (Pregnancy) in _____ city
 Orthopedics (Orthopedic Surgery) in _____ city General Surgery in _____ city
 Urology in _____ city Other (Please list specialist and city) _____

Please turn over and continue on back page

8. Did the specialist request further tests, laboratory work, and/or scans?
 Yes Don't know
 No

9. If yes, in which city were the tests or laboratory work performed?

10. Do you use a family doctor for one of your routine health care?
 Yes (Skip to Q12) Don't know (Skip to Q12)
 No

11. If so, what type of medical provider do you use for routine care?
 Public Health Office Specialist
 Emergency Room/Hospital Other (Please list below) _____

12. Have you or someone in your household been to a polyclinic or walk-in clinic in Grantledge County?
 Yes Don't know (Skip to Q13)
 No (Skip to Q13)

13. How satisfied were you or someone in your household with the quality of care provided in Grantledge County? Would you say that you were . . .
 Satisfied Don't know
 Dissatisfied

14. Why were you satisfied/dissatisfied?

15. Are you able to get an appointment with your primary care (family) doctor in Grantledge County when you need one?
 Yes Don't know
 No

16. Have you or someone in your household delayed health care due to lack of transport and/or insurance?
 Yes Don't know
 No

17. What concerns you most about health care in Grantledge County?

18. What services would you like to see offered in Grantledge County?

Health Survey Questionnaire

- Community Committee Members complete a survey TODAY
- Each Community Committee Member takes five more surveys to have completed
- Additional surveys are to be completed by the constituents that the Community Member represents

Survey Returns

- Return completed surveys at the Second Meeting, Tuesday, March 13, 2012, or
- Return to Cristina Campos, Hospital Administrator at Guadalupe County Hospital by March 12, 2012

Community Meeting #2, Tuesday, March 13, 2012

Agenda
Guadalupe County Hospital
Community Meeting #2
Tuesday, March 13, 2012
4:00 pm

- I. Introductions – Christina Campos, CEO, Guadalupe County Hospital
- II. Review of Meeting #1 – Val Schott, National Center
- III. Guadalupe County Economic and Demographic Data – Gerald Doeksen, National Center
- IV. Guadalupe County Health Indicator/Health Outcome Data – Val Schott
- V. Collect Completed Health Survey Questionnaires – Gerald Doeksen
- VI. Next Steps

Meeting #3, Tuesday, April 10, 2012, at 4:00 pm

R

HW

Community Health Needs Assessment Template
National Center for Rural Health Works

HOSPITAL REPORTING REQUIREMENTS

Community Health Needs Assessment Reporting to Meet IRS Requirements

IRS Forms: Form 990 & Schedule H

Summary Report Outline Community Health Needs Assessment

Community Members

Need to include name, organization and contact information for:
Hospital Administrator
Steering Committee or Leadership Group
Facilitator
Community Advisory Committee Members

Medical Service Area

Describe by county or zip code areas
Include populations and projected populations of medical service area
Include demographics of population of medical service area

Community Meetings

Date
Agenda
List reports presented with short summary of each

Community Needs and Implementation Strategies

Include community needs and implementation strategies with responsibilities from community group

Hospital Final Implementation Plan

Include which needs hospital can address and the implementation strategies
Include which needs hospital cannot address and reason(s) why

Community Awareness of Assessment

Describe methodology for making assessment widely available to the community

For Additional Information:

Please contact: Gerald Doeksen, Executive Director
Email: gad@okstate.edu
Phone: 405-744-6083

or

Cheryl F. St. Clair, Associate Director
Email: cheryl@okstate.edu
Phone: 405-744-6083 or 98245

National Center for Rural Health Works
Oklahoma State University



Community Health Needs Assessment Template
National Center for Rural Health Works