



"The Professionals Choice"

The Inventors of Hardened Plastic Teeth.



JUSTI BLEND®

MOLD CHART

ORTHOCHROMATIC ANTERIOR &
INTERCUSPAL-OCCLUSAL DESIGNED POSTERIOR
HARDENED PLASTIC TEETH IN SIX BLENDED LAYERS
FOR TODAY'S COSMETIC INDUSTRY



Highly Cross linked/Intersectional Polymer Network • Wear Resistant • Vacuum Processed • Fluorescent/Photogenic
No diatoric retention necessary. 100% bondability with methyl methacrylate denture base material.

Justi Blend Hardened Plastic Teeth comply with ISO #22112:2005 and ANSI/ADA Specification #15 Published in 1999, Identical to ISO Standard #3336:1993



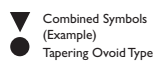
JUSTI BLEND®

MULTI-BLENDED PLASTIC ANTERIORS 27 UPPERS & 8 LOWER

		Profile left Central	Articulates to
A4			4 49.0 43.78
10.0 8.3			
A7			7 52.5 46.98
10.0 8.8			
B3			3 49.0 42.30
9.5 8.0			
B8			8 54.0 47.09
11.3 8.8			
CI			1 45.0 40.30
10.0 7.5			
C2			2 47.5 41.75
10.0 8.0			
C5			5 51.0 45.51
11.8 8.8			
C6			6 51.0 43.76
10.8 8.5			
DI			1 45.0 38.36
10.0 7.5			
D2			2 47.0 42.24
10.0 8.0			
D3			3 49.0 43.44
10.5 8.3			

		Profile left Central	Articulates to
D6			6 54.0 47.68
12.0 9.0			
E1			1 45.0 39.86
9.3 7.3			
E2			2 46.5 41.31
10.0 7.8			
E3			3 50.0 43.29
10.5 8.3			
E6			6 52.0 46.01
10.0 8.5			
E8			8 55.0 48.90
11.0 8.8			
FI			1 46.0 39.29
8.5 7.8			
F4			4 50.0 43.75
9.0 8.5			
G5			5 51.5 44.78
10.5 8.8			
G7			7 54.0 47.43
10.8 8.8			
H2			2 47.5 41.06
10.0 8.0			

Mold Classification Symbols:



Photographs of teeth are within plus or minus 3% of actual size.

		Profile left Central	Articulates to
H4			4 51.0 44.67
10.5 8.3			
J2			2 46.5 40.75
10.0 7.8			
J3			3 48.0 42.68
10.0 8.0			
J5			5 53.0 47.14
11.5 9.0			
K4			4 49.5 43.90
10.8 8.0			
1			C1, D1 E1, F1 34.5 30.29
9.0 4.8			
2			C2, D2 E2, H2, J2 36.0 29.86
8.8 4.5			
3			B3, D3 E3, J3 37.0 30.17
8.3 4.8			
4			A4, F4 H4, K4 38.0 31.07
9.0 4.8			
5			C5, G5 J5 40.0 32.80
9.8 5.3			
6			C6, D6 E6 39.5 33.32
8.5 5.3			
7			A7, G7 41.0 33.38
9.5 5.0			
8			B8, E8 41.5 35.77
9.3 5.5			

POSTERIORIORS

SELECTION OF 4 TYPES OF CUSP ANGLES
0°, 10°, 20°, 33°

0° POSTERIORIORS 3 UPPERS & LOWERIORS

		Profile of 1st Premolar	Width U/L 1st Molar
29 MF			6.69
28.5			8.15
30.5			
31 MF			6.60
30.0			7.62
32.8			
33 MF			7.31
32.2			8.30
34.0			

10° POSTERIORIORS 3 UPPERS & LOWERIORS

		Profile of 1st Premolar	Width U/L 1st Molar
30 F			8.41
30.0			9.04
33.0			
32 F			8.72
31.0			9.63
33.5			
34 F			9.15
33.0			10.17
36.5			

20° MEDIUM POSTERIOURS 3 UPPERS & LOWER

29 M			7.66
	29.1		
31.5		8.49	

31 M			8.10
	31.1		
33.5		9.36	

33 M			8.38
	33.1		
35.5		9.58	

20° LARGE POSTERIOURS 3 UPPERS & LOWER

29 L			7.94
	29.1		
31.5		8.51	

31 L			8.64
	31.1		
33.5		8.75	

33 L			9.39
	33.1		
35.5		9.72	

33° ANATOMICAL MEDIUM 3 UPPERS & LOWER

30 M			8.92
	29.9		
32.9		9.33	

32 M			8.88
	31.9		
35.9		9.47	

34 M			10.02
	34.0		
38.0		10.67	

33° ANATOMICAL LONG 3 UPPERS & LOWER

30 L			8.82
	29.2		
31.9		9.20	

32 L			9.06
	31.2		
34.2		9.58	

34 L			9.68
	33.6		
36.9		10.33	

Photographs of teeth are within plus or minus 3% of actual size.

HOW TO READ THE JUSTI BLEND MOLD CHART MEASUREMENTS

ANTERIORS

Mold Number: **A4**

Width of Central: 10.0

Length of Central without Collar: 8.3

Profile of Left Central

Suggested Articulation to Lower Anteriors: **4**

Width of 6 Anteriors on Straight Line: 49.0

Width of 6 Anteriors on Curve: 43.78

POSTERIOR

Mold Number: **34L**

Total Width Upper (D): 33.6

Total Width Lower (E): 36.9

Profile of 1st Premolar

Width of 1st Upper Molar: 9.68

Width of 1st Lower Molar: 10.33

LEGEND:
 D - Straight line measurement of 4 upper posteriors.
 E - Straight line measurement of 4 lower posteriors.
 Tooth measurements are within plus or minus 5% of stated value.

MOLD CLASSIFICATION SYMBOLS

SQUARE
TAPERING
OVOID
Combined Symbol: (Example) Tapering Ovoid Type

ISO CLASSIFICATION & HOUSE BRAND TRADE NAMES

JUSTI BLEND®

ORTHOCROMATIC ANTERIOR & INTERCUSPAL-OCCLUSAL POSTERIOR

Manufactured by American Tooth Industries

The structure of Justi Blend® anterior hardened plastic teeth creates the vitality of natural teeth. The centrals, laterals and cuspids are manufactured with the same HUE, but each type has a different VALUE. It is this combination of tones blended together in one set that give that natural look.

The semi-translucent body creates the look of depth within the tooth and reflects color from within, as dentine does in a natural tooth.

Justi Blend® Posteriors visually match as closely as possible the cuspids, left and right. It does not match the centrals or the lateral

teeth. It is manufactured with the same HUE but has different VALUES or TONES. Following the studies of U.S. Universities, it was concluded that natural posteriors are darker than the centrals and laterals. American Tooth Industries is following this characteristic.

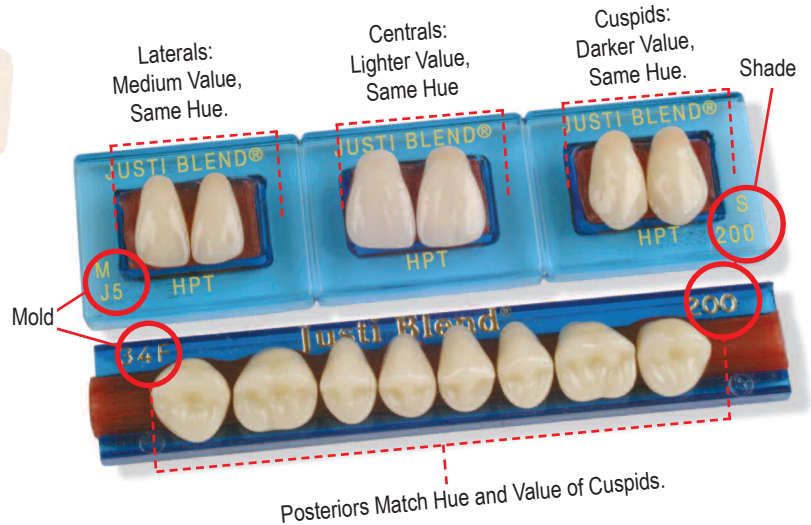
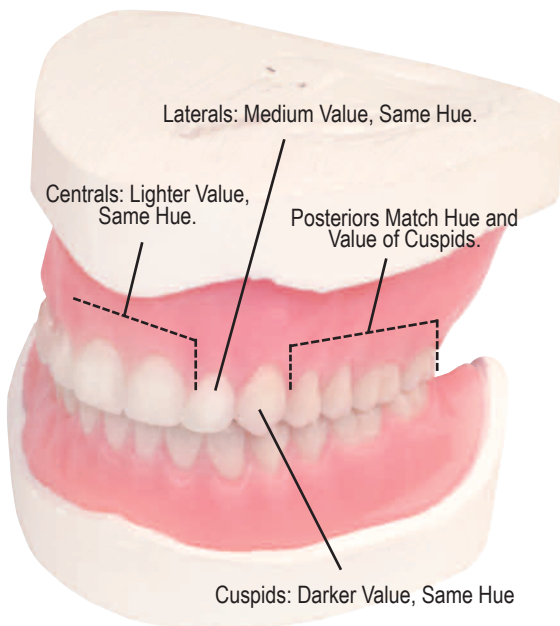
Justi teeth are not only of the highest quality, they represent a real value to you and your business because of this unique feature.

The posterior teeth are available in 18 articulating upper and lower molds in 0°, 10°, 20° and 33°. They are available in anatomical medium, large and long shapes.



For additional information please email us at info@americantooth.com and we will respond promptly. Please include your phone number so a representative can contact you.

We appreciate your continued loyalty.



Justi Blend Shade System

To fully appreciate the delicate natural shading of Justi Blend anterior teeth we offer the Justi Blend extended shade selector. Our straight-forward presentation of a central, lateral and cuspid for each shade is unique. Because each tooth has the same HUE or shade, but with a lower VALUE from central to cuspid, the centrals are slightly lighter than the cuspids and posteriors for the correct dentition shade balance. This sophisticated shade selector design is easy to use and gives superior results. Item # 084-59-0026

As an economical alternative we also offer a traditional style Justi Blend shade guide. Our maxillary centrals shade guide has one shade tab for each of the Justi Blends nine available shades. Item # 084-59-0026/C



Shade Comparison With Major Brands

This shade comparison chart is to be used in selecting approximate color matches. Slight variations occur due to the difference in the texture and character of the respective materials. This chart should be used as an aid to the skill and preferences of the dentist or technician who must make the final shade choice.

Justi Blend Anteriors match the central, lateral and cuspid, right & left respectively. Each central, lateral and cuspid are the same shade in three different tones thereby creating a natural blended effect.

Justi Blend Posteriors match the right or left cuspid body in tone and shade.

Justi Hardened Plastic Teeth comply with ISO #22112: 2005 and ANSI/ADA Specification #15 Published in 1999, identical to ISO Standard #3336:1993

Color	Justi Blend®	Bioblend®	Bioform®	Trublend™	Vita®	Portrait™	Ivoclar Vivadent
White/Gray	200	100	B59	T2	A-1	P-1	-
Yellow/Pink	202	102	B53	T3	A2-B2	P-2	1A
Yellow/Pink	204	104	B92	T4	A2	P-2	1A, 2A
Gray/Pink	206	106	B69	T5	C2-D3	P69	-
Yellow/Brown	208	108	B62	T12	A3-D3	P-3	1C
Gray	210	110	B66/93	T15	A35	P33/P66	1C
Gray/Brown	212	112	B67	T16	B3	P67	-
Gray/Brown	214	114	B83	T19	A4-B4	P3-5	3A
Gray/Brown	216	116	B83	T19	A-4	P3-5	2B



Combo's are packaged in an attractive kit box

Justi Blend® Lingualized Occlusion Combos™

Justi Blend lingualized occlusion combos are offered in six combinations. The use of lingualized occlusion offers the prospect of greater patient comfort and chewing

efficiency. We recommend that the mounting and articulation of these combinations be done by specialists. See page 3 and 4 in this mold chart for other molds.

	Profile of 1st Premolar		Profile of 1st Premolar
30M 33° 29.9 		30L 33° 31.9 	
30F 10° 33.0 		30F 10° 33.0 	
32M 33° 31.2 		32L 33° 29.9 	
32F 10° 33.5 		32F 10° 33.0 	
34M 33° 38.0 		34L 33° 29.9 	
34M 10° 36.5 		34F 10° 33.0 	



©2010. All rights reserved. No part of this mold chart may be reproduced without written permission from American Tooth Industries. Justi Blend® is a trademark of American Tooth Industries. Bioblend® IPN®, Bioblend®, Bioform®, Trublend®, Portrait®, Ivoclar Vivadent and Vita® are not registered trademarks of American Tooth Industries or Justi®.

Hardness & Wear Resistance of Artificial Teeth

The True Fact™

In a discussion of the following factors, an immediate distinction between hardness and wear resistance must be made.

In the world of plastics, hardness or resistance to penetration has little relationship to the wear resistance of the material concerned. An example of this would be a solid rubber tire. Because of its inability to properly handle the forces of stress a solid hard rubber tire will wear faster than a modern inflatable rubber tire. With the advances in modern plastic tooth formulations, Justi Hollywood teeth have been given superior wear resistance without unduly increasing tooth hardness that would sacrifice the resilience of the tooth.

Years of use in the mouth have conclusively proven that Justi Hollywood teeth possess the degree of hardness to withstand the stress of mastication. These plastics have proven themselves "tougher" than previous artificial tooth formulations. This fact is best illustrated by a very low incidence of breakage of Justi Hollywood teeth.

Some early plastic teeth were seen to wear rapidly, and would lose vertical dimension. In many cases where these teeth were exposed to organic solvents or flames they lost their fine properties and wore excessively. Since the introduction of the Justi Imperial® tooth line in 1950, this hazard has been removed. All our teeth are now made with a very tough plastic formulation. With our molecular cross-linked and solvent resistant formula you may confidently expect the following:

1. Justi Hollywood teeth will wear at approximately the same rate as porcelain.
2. When Justi Hollywood teeth are placed opposite to natural teeth they help preserve the natural dentition because of their non-abrasive and resilient formulation characteristics.
3. Using Justi Hollywood teeth opposite gold will cause the Justi teeth to wear slightly faster, thus preserving the restoration

Clinical observation and laboratory testing has shown that when the occlusion is well balanced, little or no wear will be seen.

It is important to remember in selecting teeth that we are substituting for the human tooth. The periodontal membrane and resilience of living tissue are important to the health of the teeth rooted in the bone. Resilient teeth should be placed on restorations that are to be totally supported by the delicate mucous membranes. **Any increase in hardness beyond the point of adequate resilience is at a disadvantage in denture teeth.** By the same token, it may be reasoned that if natural teeth are so constructed by nature as to wear somewhat during the abrasive forces of mastication, there should also be some slight wear in the denture teeth.

It is logical to assume that the wear resistance of artificial denture teeth should be slightly less than that of natural teeth which is firmly supported by the bone of the alveoli.

The True Fact™

No practicing prosthodontist will deny that even with perfect occlusal relationships, some tissue resorption will eventually occur under tissue born dentures. As soon as vertical relationship is reduced, traumatic forces are encountered in the most destructive area, the anterior teeth. If no wear is possible, the trauma produces irritation and greater destruction. **The ability of Justi Hollywood teeth to wear slightly under normal use is of great benefit to patients and their oral health.**

Another liability is encountered when an artificial tooth is placed in opposition to natural teeth or any structure supported by natural teeth. Every effort should be made to prevent traumatic interference between them. If any attrition occurs in such a relationship, it should result in the wear of the artificial tooth. The artificial tooth can be replaced. Under these conditions, unyielding porcelain teeth have caused premature loss of many natural teeth and fixed bridges.

When dentures are fitted, patients should be told of this possibility and the effort you are making to preserve their remaining teeth and tissue.

Justi Hollywood Tooth Senior Grand Master

Justi® Denture Accessories

Justi® Papilla Gauge

Denture Measuring Device

077-65-0013

The permanent position of the papilla can provide great diagnostic value in reproducing tooth position in the construction of a denture. A measuring device that uses this landmark will record, with accuracy, the horizontal and vertical plane to define the position of the incisal edges and the central incisors. These measurements can be recorded, along with the mold and shade, on the patient's records for present or future application.

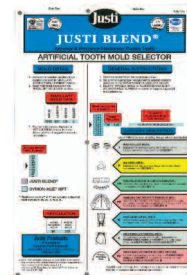


Artificial Mold Selector Guide®

A Total Tooth Selecting System

077-65-0011

A unique and comprehensive slide chart, designed to aid the dentist and laboratory with the selection of specific Justi tooth molds. It also allows you to set up complete and partial denture cases with 100% assurance of accuracy in your mold selection. This one-of-a-kind tool was designed and patented by Justi. No dental professional should be without one!



Justi® Pocket Lens

077-65-0035

Details, details, details!

You'll love how clearly details can be seen with our new Pocket Lens. The applications around your lab or dental office are limitless.



Technician's Utility Ruler

077-65-0012

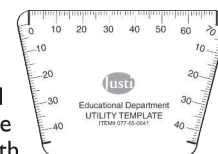
The Justi Technician's Utility Ruler will aid the technician in the most common situations: Fabrication of occlusal rims, verification of the maxillary central incisor position, determination of normal or cross-bite situations, determination of posterior molds, measuring for the six anterior teeth and related information. Comes complete with instructions for use.



Justi® Utility Template

077-65-0041

The Justi Template is a quality stainless occlusal plane guide tool specifically designed for the needs of today's productive technicians for tooth set-up and occlusal bite rim fabrication. A guide relation of 80 degree angled sides are calibrated with a millimeter rule guide measuring 0 to 70 mm with markings at 18 and 22 mm.



Justi® Caliper

077-65-0034

This compass style measuring device can be used for measuring parameter landmarks on a working model or facial dimensions to aid in determining tooth mold selection.



Justi® Crown Gauge

077-65-0036

A traditional stainless crown caliper which can also be used for measuring the palatal or buccal flange thickness on an acrylic denture base. It measures in 1/10 mm increments up to 10 mm.

With Justi® Hollywood Teeth® YOU CAN accomplish the following functions with ease

CHEWING



An act of crushing or grinding with teeth

CRUSHING



Break into fine pieces by grinding, pounding or pressing down hard.

CUTTING



An act of separating, opening or remove with something sharp

CRUNCHING



An act of crushing noisily with teeth

TEARING



An act of pulling apart by force

BREAKING



An act of dividing into two or more pieces

BITING



An act of biting into something in order to eat it. A piece cut off by biting.

CHOPPING



An act of cutting by hitting with something sharp

SQUEEZING



An act of pressing down with force

RIPPING



An act of biting into something in order to rip strands off.

AND SMILE LIKE A CELEBRITY



Become a proud member
of our Justi Hollywood Teeth® users family Today!

JUSTI BLEND CUSTOMIZED SHADE GUIDES AND JUSTI DENTURE ACCESSORIES

Justi Blend® Customized Shade Guides

To improve shade communications, and provide an outstanding marketing tool to dental labs and clinics, Justi has created the Customized Shade Guide complete with the Justi® Eterna® Shield. U.S. Patent # 5,257,931.




With a minimum order of 30 shade guides, customized shade guides can be imprinted with your name and a marketing message at the regular shade guide price. Customized shade guides allow the option of tailoring both the front and back message areas and the number of shade tabs. The message areas are free form and can contain name, address, shade information, and marketing message limited only by imagination and the available text space. The number of shade tabs is customer selectable. A customized shade guide can have between 1 and the maximum 9. (Example: To order a 6 tab shade guide from a standard Justi Blend shade guide, which has 9 shades, on the order form simply specify the 6 shade tabs desired).

Now you can build name recognition for your lab and make more money selling Justi Blend teeth in your denture, overdenture and partial cases. It is recommended that the shade guide be disinfected with a Gluteraldehyde based Solution.

GROUP/ITEM # DESCRIPTION
084-59-0026/C Justi Blend Maxillary Centrals Shade Guide in 9 shades
IMPORTANT - To request an order form for customized shade guides call ATI's order desk at 800-235-4639.

Rx Pads

Remind your customers about you each time they write a prescription. Customized prescription pads are a simple and effective way to increase your business.



GROUP/ITEM # DESCRIPTION
077-65-0005 Prescription Pads (Our design/Your Logo) 100 pads (20 sheets/pad)
077-65-0005 Prescription Pads (Your design/Your Logo) 100 pads (20 sheets/pad)

Instructions for use of synthetic resin teeth

Note: If you wish written instructions for obtaining optimum results with our teeth, contact: JUSTI PRODUCTS: A Brand Division of American Tooth Industries, 1200 Stellar Drive, Oxnard, CA 93033-2404, Toll Free (800) 235-4639, California (805) 487-9868, Fax (805) 483-8482. Also available on the web at www.americantooth.com

Certificate of Authenticity / Warranty Card


Prosthetic Appliance; Quality Assurance Inserts for Justi tooth lines. These handy Certificates, which now includes the Justi Warranty Card, are available for you to prove to your patients that the finest quality of teeth have been used in the fabrication of their prosthetic appliance.



GROUP/ITEM # DESCRIPTION
077-65-0021 Certificate of Authenticity/ Warranty Card 20 sheets per pack

Educational Manuals and Brochures

The denture specialist can use the following selection of marketing brochures, manuals, and specification pamphlets as educational and marketing tools for the dental office and laboratory. (1) Customize shade guide options pamphlet (2) The House Brand Concept marketing brochure (3) Patient Information, dentures, overdentures & removable partials pamphlet. (4) The Justi Hollywood Teeth complete denture tooth manual (5) The Justi Hollywood Teeth test results against ANSI / ADA / ISO specification brochure.



Denture Bags



Place Prosthodontic and/or Orthodontic appliances in these strong, transparent bags with your choice of disinfecting solution prior to a hermetic seal. Bags available with or without personalized imprint.

GROUP/ITEM # DESCRIPTION
077-65-0050 1000 Denture Bags (no imprint)
077-65-0051 5000 Denture Bags (imprinted)

Kroma Tabs

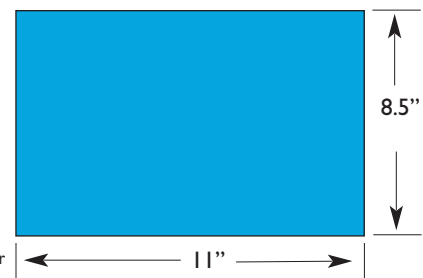
Justi Products invented this accessory to be used in the patient's mouth as a neutral background for choosing the correct shade from the Justi teeth shade guides. The neutral blue background enables the eye to focus on the shades, and not be distracted by surrounding colors. U.S. Patent #5,257,931.



GROUP/ITEM # DESCRIPTION
086-51-0415 Kroma Tabs 50/Pk.

Justi Color Neutralizer

Justi Products invented this accessory to be used as a neutral background for choosing the correct shade from Justi teeth shade guides. The neutral blue color enables the eye to focus on the shades without distraction from surrounding colors.



GROUP/ITEM # DESCRIPTION
077-65-0037 Justi Color Neutralizer

ARTICULATION CHART - ANTERIOR MOLD COMPARISON CHART - FEATURES & BENEFITS CHART

Justi Blend Articulation Chart

Anteriors		Posteriors			
Upper Molds	Articulates Lower Anteriors	Zero Degree MF	10 Degree F	20 Degree	Anatomical Short, Med. Long
A4	4	31	32	29L	30
A7	7	31	-	33M	32
B3	3	31	32	31M	30
B8	8	31	-	33M	32
C1	1	29	30	29L	30
C2	2	29	30	29L	30
C5	5	31	32	31L	32
C6	6	31	32	31L	32
D1	1	29	30	29M	30
D2	2	31	32	31L	30
D3	3	31	32	29L	30
D6	6	33	34	33L	34
E1	1	29	30	29L	30
E2	2	31	30	29L	30
E3	3	31	32	31L	30
E6	6	31	32	31L	32
E8	8	33	34	33L	32
F1	1	29	30	29L	30
F4	4	31	-	31M	30
G5	5	31	32	31L	32
G7	7	31	32	31L	32
H2	2	31	30	29L	30
H4	4	31	32	31L	30
J2	2	29	32	29L	30
J3	3	29	32	31L	30
J5	5	31	34	33L	32
K4	4	31	-	29L	30

Anterior Mold Comparison With Bioblend® and Portrait®

Justi Blend®	Bioblend®	Portrait®	Justi Blend®	Bioblend®	Portrait®
Uppers			Uppers		
A4	12E	12E	F4	43F	43F
A7	12G	12G	G5	45F	N/A
B3	32E	32E	G7	45H	45H
B8	32G	32G	H2	55D	55D
C1	21C	21C	H4	55F	55F
C2	21D	21D	J2	62D	62D
C5	21E	N/A	J3	55D	55D
C6	21X	21X	J5	62G	62G
D1	22C	22C	K4	75E	75E
D2	13E	13E	Lower		
D3	22E	22E	I	C	C
D6	22H	22H	2	F	F
E1	42C	N/A	3	H	H
E2	42D	42D	4	N	N
E3	42F	42F	5	O	O
E6	42G	42G	6	P	P
E8	42H	N/A	7	R	R
F1	43D	43D	8	S	S

Justi Blend Features & Benefits Chart

PRODUCT	INFORMATION & ACCESSORIES	FEATURES	BENEFITS	SAVINGS
<p>JUSTI BLEND® MULTI-BLEND HARDENED PLASTIC TEETH</p> <p>The structure of Justi Blend® Anterior hardened plastic teeth creates the vitality of natural teeth. The centrals, laterals and cuspids are manufactured with the same HUE, but each type has a different VALUE. It is this combination of tones blended together in one set that give that natural look.</p> <p>The semi-transparent body creates the look of depth within the tooth and reflects color from within, as dentine does in a natural tooth.</p> <p>The Justi Blend® Posterior visually matches as closely as possible the cuspids, left and right. It does not match the value of the centrals or the lateral teeth. It is manufactured with the same HUE but has different VALUES or TONES. Following the studies of U.S. Universities, it was concluded that natural posteriors are slightly darker than the centrals and laterals. American Tooth Industries is following this characteristic.</p> <p>Product: <u>Justi Blend Multi-Blend Hardened Plastic Teeth</u></p> <p>Date: <u>5-20-09</u></p> <p>Prepared By: <u>ATI Research & Development Dept.</u></p>	<p>9 AMERICAN SHADES LIGHT TO DARK 200, 202, 204, 206, 208, 210, 212, 214, 216</p> <p>27 UPPER ANTERIOR MOLDS</p> <p>8 LOWER ANTERIOR MOLDS</p> <p>18 UPPER & 18 LOWER POSTERIOR MOLDS</p> <p>POSTERIOR AVAILABLE IN 33°, 20°, 10° AND 0° OCCLUSAL FORMS</p> <p>MULTI LAYERED BLENDED PLASTIC TEETH</p> <p>BIOFORM-TYPE UPPER & LOWER ANTERIOR MOLDS</p> <p>MOLD CHART & SAMPLES AVAILABLE</p> <p>WORKING MOLD GUIDE AVAILABLE</p> <p>HOUSE BRAND PACKAGE AVAILABLE</p> <p>HIGHLY CROSS-LINKED INTERSECTIONAL POLYMER NETWORK</p> <p>MOLD SELECTOR SLIDE CHART AVAILABLE</p>	<p>*JUSTI IMPERIAL TEETH COMPLY WITH ISO #22112:2005</p> <p>MANUFACTURED IN THE U.S.A.</p> <p>CROSS-LINKED VACUUM PROCESSED WEAR RESISTANT SOLVENT RESISTANT FLUORESCENT PHOTOGENIC</p> <p>100% BONDABLE TO METHYL-METHACRYLATE DENTURE BASE MATERIALS, PREVENTS STAIN BUILD-UP UNDER GINGIVAL MARGIN</p> <p>UNIQUE CHARACTERIZATION CENTRALS, LATERALS, & CUSPIDS EACH HAVE A SLIGHT SEMI-TRANSLUCENT TONE</p> <p>A GREAT VALUE! PREMIUM QUALITY!</p> <p>SQUARE, TAPERING & OVOID ANTERIOR MOLD, CLASSIFICATION SYSTEM</p> <p>INORGANIC TYPE PIGMENTS</p>	<p>STRICT QC PROCEDURES</p> <p>NO DIATORIC RETENTION REQUIRED</p> <p>A NATURAL LOOKING DENTURE</p> <p>PERFECT FOR COSMETIC DENTISTRY</p> <p>PERFECT FOR PARTIALS</p> <p>COMPARE TO PORTRAIT, BIOBLEND & TRIBLEND</p> <p>SIMPLIFIES MOLD SELECTION</p> <p>COLOR STABLE UNAFFECTED BY LIGHT - PATIENT SATISFACTION</p>	<p>CONSISTENT QUALITY</p> <p>CONSISTENT QUALITY</p> <p>CONSISTENT SUPERLATIVE QUALITY DURABLE</p> <p>SAVE TIME & MONEY IN SETTING DENTURES</p> <p>SUITABLE FOR MAKING CHARACTERIZE BEAUTIFUL DENTURES, PARTIALS AND OVER DENTURES AT AN AFFORDABLE PRICE</p> <p>SAVE MONEY</p> <p>SAVES MONEY IN INVENTORY</p> <p>AVOID COMPLAINTS ON DISCOLORIZATION DURING USE</p>

*Justi Hardened Plastic Teeth comply with ISO #22112:2005 and ANSI/ADA Specification #15 Published in 1999, identical to ISO Standard #3336:1993 Form #455 5-20-09



JUSTI BLEND ORDER FORM

Order No.: _____ Date: _____
 Bill To: _____
 Address: _____
 City: _____ State: _____ Zip: _____
 Phone # _____
 Ship To: _____
 Address: _____
 City: _____ State: _____ Zip: _____

1 x 6 27 UPPER ANTERIOR MOLDS **Boxes**

Molds	200	202	204	206	208	210	212	214	216
A4									
A7									
B3									
B8							*	*	*
C1							*	*	*
C2									
C5							*	*	*
C6									
D1									
D2									
D3									
D6							*	*	*
E1							*	*	*
E2							*	*	*
E3									
E6									
E8							*	*	*
F1							*	*	*
F4									
G5							*	*	*
G7									
H2									
H4							*	*	*
J2							*	*	*
J3									
J5							*	*	*
K4									
Total									

1 x 6 8 LOWER ANTERIOR MOLDS **Boxes**

Molds	200	202	204	206	208	210	212	214	216
1									
2									
3									
4									
5							*	*	*
6									
7									
8							*	*	*
Total									

* Not Available
 Anterior Cards (1 x 6) - 16 cards per box.

Posterior Cards (1 x 8) - 20 cards per box.

Total Upper Anteriors 1 x 6	
Total Lower Anteriors 1 x 6	
Total Anteriors 1 x 6	

Total Upper Posteriors 1 x 8	
Total Lower Posteriors 1 x 8	
Total Posteriors 1 x 8	

Item #079-58-0001

Item #079-58-0003

Remarks _____

Signed _____

JUSTI BLEND PRODUCTS:

- Item No. Description**
 079-58-0001 Justi Blend Anterior Teeth (1x6)
 079-58-0003 Justi Blend Posterior Teeth (1x8)
 084-58-0004 Justi Blend Combination (1x28)
 084-59-0026/C Justi Blend Maxillary Centrals Shade Guide
 084-59-0026 Justi Blend Extended Blend Selector in 9 shades with one Kroma Tab
 084-59-0010 Justi Blend Anterior Working Mold Guide Contains one set of each mold - 35 sets, all one shade
 084-59-0011 Justi Blend Posterior Working Mold Guide Contains one set of each mold - 36 posteriors, all one shade
 086-55-0101 Tooth Cabinet - 10 drawer capacity - 210 sets of Justi Blend (anterior/posterior)

Mold charts, rulers and prescription pads are also available.

1 x 8 18 UPPER POSTERIOR MOLDS **Boxes**

Molds	200	202	204	206	208	210	212	214	216
-------	-----	-----	-----	-----	-----	-----	-----	-----	-----

0°

29MF									
31MF									
33MF									

10°

30F									
32F									
34F									

20°

29L									
31L									
33L									
29M									
31M									
33M									

ANATOMICAL MEDIUM - 33°

30M									
32M									
34M									

ANATOMICAL LONG - 33°

30L									
32L									
34L									
Total									

1 x 8 18 LOWER POSTERIOR MOLDS **Boxes**

Molds	200	202	204	206	208	210	212	214	216
-------	-----	-----	-----	-----	-----	-----	-----	-----	-----

0°

29MF									
31MF									
33MF									

10°

30F									
32F									
34F									

20°

29L									
31L									
33L									
29M									
31M									
33M									

ANATOMICAL MEDIUM - 33°

30M									
32M									
34M									

ANATOMICAL LONG - 33°

30L									
32L									
34L									
Total									

This is a sample of our tooth order form. You may use a photo copy of this form for your first order.

Distributed by:

MANUFACTURED IN THE USA BY AMERICAN TOOTH INDUSTRIES



"The Professionals Choice"

1200 Stellar Drive, Oxnard, CA 93033-2404

(805) 487-9868 • FAX (805) 483-8482

E-mail: info@americantooth.com • Website: www.americantooth.com • <http://store.americantooth.com>