



Dave Yost • Auditor of State



**BLOOMFIELD-MESPO LOCAL SCHOOL DISTRICT  
TRUMBULL COUNTY**

**TABLE OF CONTENTS**

<b>TITLE</b>	<b>PAGE</b>
Independent Accountants' Report.....	1
Management's Discussion and Analysis.....	3
Basic Financial Statements:	
Government Wide Financial Statements:	
Statement of Net Assets .....	13
Statement of Activities.....	14
Fund Financial Statements:	
Balance Sheet –Governmental Funds .....	15
Reconciliation of Total Governmental Fund Balances to Net Assets of Governmental Activities.....	16
Statement of Revenues, Expenditures and Changes in Fund Balances-Governmental Funds.....	17
Reconciliation of the Statement of Revenues, Expenditures and Changes in Fund Balances of Governmental Funds to the Statement of Activities .....	18
Statement of Revenues, Expenditures, and Changes in Fund Balance- Budget (Non-GAAP Basis) and Actual-General Fund .....	19
Statement of Revenues, Expenditures, and Changes in Fund Balance- Budget (Non-GAAP Basis) and Actual-Title 1 Fund .....	20
Statement of Fiduciary Net Assets-Fiduciary Funds.....	21
Notes to the Basic Financial Statements .....	23
Federal Awards Expenditures Schedule .....	49
Notes to the Federal Awards Expenditures Schedule .....	50
Independent Accountants' Report on Internal Control Over Financial Reporting and on Compliance and Other Matters Required by <i>Government Auditing Standards</i> .....	51
Independent Accountants' Report on Compliance with Requirements Applicable to Each Major Federal Program and on Internal Control Over Compliance Required By OMB Circular A-133 .....	53
Schedule of Findings.....	55

**THIS PAGE INTENTIONALLY LEFT BLANK.**



# Dave Yost • Auditor of State

## INDEPENDENT ACCOUNTANTS' REPORT

Bloomfield-Mespo Local School District  
Trumbull County  
2077 Park Road West  
North Bloomfield, Ohio 44450-0730

To The Board of Education:

We have audited the accompanying financial statements of the governmental activities, each major fund, and the aggregate remaining fund information of Bloomfield-Mespo Local School District, Trumbull County, Ohio (the District), as of and for the year ended June 30, 2010, which collectively comprise the District's basic financial statements as listed in the table of contents. These financial statements are the responsibility of the District's management. Our responsibility is to express opinions on these financial statements based on our audit.

We conducted our audit in accordance with auditing standards generally accepted in the United States of America and the standards applicable to financial audits contained in the Comptroller General of the United States' *Government Auditing Standards*. Those standards require that we plan and perform the audit to reasonably assure whether the financial statements are free of material misstatement. An audit includes examining, on a test basis, evidence supporting the amounts and disclosures in the financial statements. An audit also includes assessing the accounting principles used and significant estimates made by management, as well as evaluating the overall financial statement presentation. We believe our audit provides a reasonable basis for our opinions.

In our opinion, the financial statements referred to above present fairly, in all material respects, the respective financial position of the governmental activities, each major fund, and the aggregate remaining fund information of Bloomfield-Mespo Local School District, Trumbull County, Ohio, as of June 30, 2010, and the respective changes in financial position and the respective budgetary comparisons for the General Fund and the Title I Fund for the year then ended in conformity with accounting principles generally accepted in the United States of America.

In accordance with *Government Auditing Standards*, we have also issued our report dated February 18, 2011, on our consideration of the District's internal control over financial reporting and our tests of its compliance with certain provisions of laws, regulations, contracts and grant agreements and other matters. While we did not opine on the internal control over financial reporting or on compliance, that report describes the scope of our testing of internal control over financial reporting and compliance and the results of that testing. That report is an integral part of an audit performed in accordance with *Government Auditing Standards*. You should read it in conjunction with this report in assessing the results of our audit.

Accounting principles generally accepted in the United States of America require this presentation to include *Management's Discussion and Analysis*, as listed in the table of contents, to supplement the basic financial statements. Although this information is not part of the basic financial statements, the Governmental Accounting Standards Board considers it essential for placing the basic financial statements in an appropriate operational, economic, or historical context. We have applied certain limited procedures to the required supplementary information in accordance with auditing standards generally accepted in the United States of America, which consisted of inquiries of management about the methods of preparing the information and comparing the information for consistency with management's responses to our inquiries, the basic financial statements, and other knowledge we obtained during our audit of the basic financial statements. We do not express an opinion or provide any assurance on the information because the limited procedures do not provide us with sufficient evidence to express an opinion or provide any other assurance.

We conducted our audit to opine on the financial statements that collectively comprise the District's basic financial statements taken as a whole. The federal awards expenditure schedule provides additional information required by the U.S. Office of Management and Budget Circular A-133, *Audits of States, Local Governments, and Non-Profit Organizations*, and is not a required part of the basic financial statements. The federal awards expenditure schedule is management's responsibility, and was derived from and relates directly to the underlying accounting and other records used to prepare the basic financial statements. This schedule was subject to the auditing procedures we applied to the basic financial statements. We also applied certain additional procedures, including comparing and reconciling this information directly to the underlying accounting and other records used to prepare the basic financial statements or to the basic financial statements themselves, in accordance with auditing standards generally accepted in the United States of America. In our opinion, this information is fairly stated in all material respects in relation to the basic financial statements taken as a whole.



**Dave Yost**  
Auditor of State

February 18, 2011

**BLOOMFIELD-MESPO LOCAL SCHOOL DISTRICT  
TRUMBULL COUNTY, OHIO**

**MANAGEMENT'S DISCUSSION AND ANALYSIS  
FOR THE FISCAL YEAR ENDED JUNE 30, 2010**

The discussion and analysis of the Bloomfield-Mespo Local School District's (the "District") financial performance provides an overall review of the District's financial activities for the fiscal year ended June 30, 2010. The intent of this discussion and analysis is to look at the District's financial performance as a whole; readers should also review the basic financial statements and the notes to the basic financial statements to enhance their understanding of the District's financial performance.

**Financial Highlights**

Key financial highlights for fiscal year 2010 are as follows:

- In total, net assets of governmental activities increased \$128,342 which represents a 9.87% increase from 2009.
- General revenues accounted for \$2,925,881 in revenue or 67.37% of all revenues. Program specific revenues in the form of charges for services and sales, grants and contributions accounted for \$1,416,940 or 32.63% of total revenues of \$4,342,821.
- The District had \$4,214,479 in expenses related to governmental activities; \$1,416,940 of these expenses was offset by program specific charges for services, grants or contributions. General revenues supporting governmental activities (primarily taxes and unrestricted grants and entitlements) of \$2,925,881 were adequate to provide for these programs.
- The District's major governmental funds are the general fund, the permanent improvement fund and the Title I fund. The general fund had \$2,785,042 in revenues and \$2,806,596 in expenditures. During fiscal year 2010, the general fund's fund balance decreased \$21,554 from \$370,026 to \$348,472.
- The Title I fund had \$592,483 in revenues and \$607,552 in expenditures. During fiscal 2010, the Title I fund's fund balance decreased \$15,069 from \$42,592 to \$27,523.
- The Permanent Improvement fund had \$137,199 in revenues and \$70,597 in expenditures. During fiscal year 2010, the Permanent Improvement fund's fund balance increased \$66,602 from \$209,739 to \$276,341.

**Using the Basic Financial Statements (BFS)**

This annual report consists of a series of financial statements and notes to those statements. These statements are organized so the reader can understand the District as a financial whole, an entire operating entity. The statements then proceed to provide an increasingly detailed look at specific financial activities.

The *statement of net assets* and *statement of activities* provide information about the activities of the whole District, presenting both an aggregate view of the District's finances and a longer-term view of those finances. Fund financial statements provide the next level of detail. For governmental funds, these statements tell how services were financed in the short-term as well as what remains for future spending. The fund financial statements also look at the District's most significant funds with all other nonmajor funds presented in total in one column. In the case of the District, the general fund, Title I fund and permanent improvement fund are by far the most significant funds, and the only governmental funds reported as major funds.

**BLOOMFIELD-MESPO LOCAL SCHOOL DISTRICT  
TRUMBULL COUNTY, OHIO**

MANAGEMENT'S DISCUSSION AND ANALYSIS  
FOR THE FISCAL YEAR ENDED JUNE 30, 2010

**Reporting the District as a Whole**

***Statement of Net Assets and the Statement of Activities***

While this document contains the large number of funds used by the District to provide programs and activities, the view of the District as a whole looks at all financial transactions and asks the question, "How did we do financially during 2010?" The statement of net assets and the statement of activities answer this question. These statements include *all assets, liabilities, revenues and expenses* using the *accrual basis of accounting* similar to the accounting used by most private-sector companies. This basis of accounting will take into account all of the current year's revenues and expenses regardless of when cash is received or paid.

These two statements report the District's *net assets* and changes in those assets. This change in net assets is important because it tells the reader that, for the District as a whole, the *financial position* of the District has improved or diminished. The causes of this change may be the result of many factors, some financial, some not. Non-financial factors include the District's property tax base, current property tax laws in Ohio restricting revenue growth, facility conditions, required educational programs and other factors.

In the statement of net assets and the statement of activities, the governmental activities include the District's programs and services, including instruction, support services, operation and maintenance of plant, pupil transportation, central, extracurricular activities, and food service operations.

The District's statement of net assets and statement of activities can be found on pages 13-14 of this report.

**Reporting the District's Most Significant Funds**

***Fund Financial Statements***

The analysis of the District's major governmental fund begins on page 9. Fund financial reports provide detailed information about the District's major funds. The District uses many funds to account for a multitude of financial transactions. However, these fund financial statements focus on the District's most significant funds. The District's major governmental funds are the general fund, Title I fund, and the permanent improvement fund.

***Governmental Funds***

Most of the District's activities are reported in governmental funds, which focus on how money flows into and out of those funds and the balances left at year-end available for spending in future periods. These funds are reported using an accounting method called *modified accrual* accounting, which measures cash and all other *financial assets* than can readily be converted to cash. The governmental fund financial statements provide a detailed *short-term* view of the District's general government operations and the basic services it provides. Governmental fund information helps you determine whether there are more or fewer financial resources that can be spent in the near future to finance educational programs. The relationship (or differences) between governmental *activities* (reported in the statement of net assets and the statement of activities) and governmental *funds* is reconciled in the basic financial statements. The basic governmental fund financial statements can be found on pages 15-20 of this report.

***Reporting the District's Fiduciary Responsibilities***

The District acts in a trustee capacity as an agent for individuals or other entities. These activities are reported in agency funds. The District's fiduciary activities are reported in a separate statement of fiduciary net assets on page 21. These activities are excluded from the District's other financial statements because the assets cannot be utilized by the District to finance its operations.



**BLOOMFIELD-MESPO LOCAL SCHOOL DISTRICT  
TRUMBULL COUNTY, OHIO**

MANAGEMENT'S DISCUSSION AND ANALYSIS  
FOR THE FISCAL YEAR ENDED JUNE 30, 2010

***Notes to the Basic Financial Statements***

The notes provide additional information that is essential to a full understanding of the data provided in the government-wide and fund financial statements. These notes to the basic financial statements can be found on pages 22-46 of this report.

**The District as a Whole**

Recall that the statement of net assets provides the perspective of the District as a whole.

The table below provides a summary of the District's net assets at June 30, 2010 and June 30, 2009.

	<b>Net Assets</b>	
	Governmental Activities <u>2010</u>	Governmental Activities <u>2009</u>
<b><u>Assets</u></b>		
Current and other assets	\$ 2,799,770	\$ 2,799,359
Capital assets, net	<u>899,879</u>	<u>659,700</u>
Total assets	<u>3,699,649</u>	<u>3,459,059</u>
<b><u>Liabilities</u></b>		
Current liabilities	1,716,700	1,914,552
Long-term liabilities	<u>554,413</u>	<u>244,313</u>
Total liabilities	<u>2,271,113</u>	<u>2,158,865</u>
<b><u>Net Assets</u></b>		
Invested in capital assets, net of related debt	583,092	620,891
Restricted	511,282	341,824
Unrestricted	<u>334,162</u>	<u>337,479</u>
Total net assets	<u>\$ 1,428,536</u>	<u>\$ 1,300,194</u>

Over time, net assets can serve as a useful indicator of a government's financial position. At June 30, 2010, the District's assets exceeded liabilities by \$1,428,536. Of this total, \$334,162 is unrestricted in use.

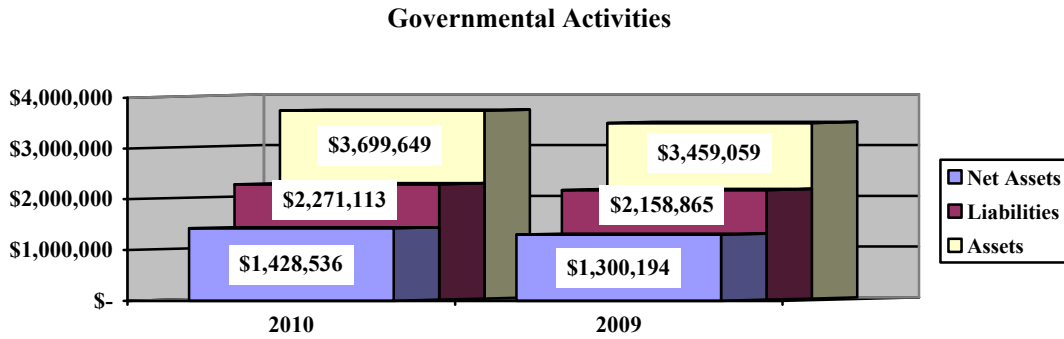
At year-end, capital assets represented 24.32% of total assets. Capital assets include land, land improvements, buildings and improvements, furniture and equipment and vehicles. Capital assets, net of related debt at June 30, 2010, were \$583,092. These capital assets are used to provide services to the students and are not available for future spending.

**BLOOMFIELD-MESPO LOCAL SCHOOL DISTRICT  
TRUMBULL COUNTY, OHIO**

MANAGEMENT'S DISCUSSION AND ANALYSIS  
FOR THE FISCAL YEAR ENDED JUNE 30, 2010

A portion of the District's net assets, \$511,282, represents resources that are subject to external restriction on how they may be used. The remaining balance of unrestricted net assets of \$334,162 may be used to meet the District's ongoing obligations to the students and creditors.

The graph below shows the District's assets, liabilities and net assets at June 30, 2010 and 2009:



The table below shows the change in net assets for fiscal years 2010 and 2009.

	<b>Change in Net Assets</b>	
	Governmental Activities <u>2010</u>	Governmental Activities <u>2009</u>
<b><u>Revenues</u></b>		
Program revenues:		
Charges for services and sales	\$ 297,244	\$ 267,406
Operating grants and contributions	1,119,696	789,445
Capital grants and contributions	-	1,706
General revenues:		
Property taxes	1,300,253	1,277,824
Grants and entitlements	1,584,225	1,690,509
Investment earnings	1,658	12,291
Other	<u>39,745</u>	<u>31,745</u>
Total revenues	<u>4,342,821</u>	<u>4,070,926</u>

**BLOOMFIELD-MESPO LOCAL SCHOOL DISTRICT  
TRUMBULL COUNTY, OHIO**

MANAGEMENT'S DISCUSSION AND ANALYSIS  
FOR THE FISCAL YEAR ENDED JUNE 30, 2010

**Change in Net Assets**

	Governmental Activities <u>2010</u>	Governmental Activities <u>2009</u>
<b><u>Expenses</u></b>		
Program expenses:		
Instruction:		
Regular	\$ 1,591,884	\$ 1,785,657
Special	605,813	465,566
Vocational	71,656	66,258
Other	-	1,098
Support services:		
Pupil	132,280	131,235
Instructional staff	258,977	238,286
Board of education	12,950	12,760
Administration	450,023	405,384
Fiscal	251,773	195,067
Business	-	600
Operations and maintenance	356,563	354,985
Pupil transportation	231,027	221,761
Central	4,573	6,000
Operation of non-instructional services:		
Food service operations	138,536	159,836
Other non-instructional services	3,426	-
Extracurricular activities	99,103	111,388
Interest and fiscal charges	<u>5,895</u>	<u>3,655</u>
Total expenses	<u>4,214,479</u>	<u>4,159,536</u>
Change in net assets	128,342	(88,610)
Net assets at beginning of year	<u>1,300,194</u>	<u>1,388,804</u>
Net assets at end of year	<u>\$ 1,428,536</u>	<u>\$ 1,300,194</u>

**Governmental Activities**

Net assets of the District's governmental activities increased \$128,342 during fiscal year 2010. Total governmental expenses of \$4,214,479 were offset by program revenues of \$1,416,940 and general revenues of \$2,925,881. Program revenues supported 33.62% of the total governmental expenses.

The primary sources of revenue for governmental activities are derived from property taxes, and grants and entitlements. These revenue sources represent 66.42% of total governmental revenue.

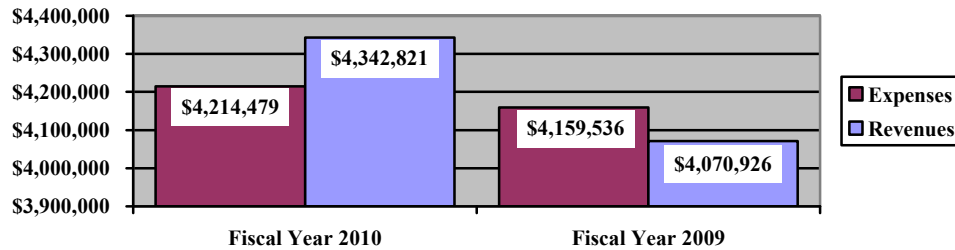
The largest expense of the District is for instructional programs. Instruction expenses totaled \$2,269,353 or 53.85% of total governmental expenses for fiscal year 2010.

**BLOOMFIELD-MESPO LOCAL SCHOOL DISTRICT  
TRUMBULL COUNTY, OHIO**

MANAGEMENT'S DISCUSSION AND ANALYSIS  
FOR THE FISCAL YEAR ENDED JUNE 30, 2010

The graph below presents the District's governmental activities revenue and expenses for fiscal year 2010 and 2009.

**Governmental Activities - Revenues and Expenses**



The statement of activities shows the cost of program services and the charges for services and grants offsetting those services. The following table shows, for governmental activities, the total cost of services and the net cost of services. That is, it identifies the cost of these services supported by tax revenue and unrestricted State grants and entitlements.

**Governmental Activities**

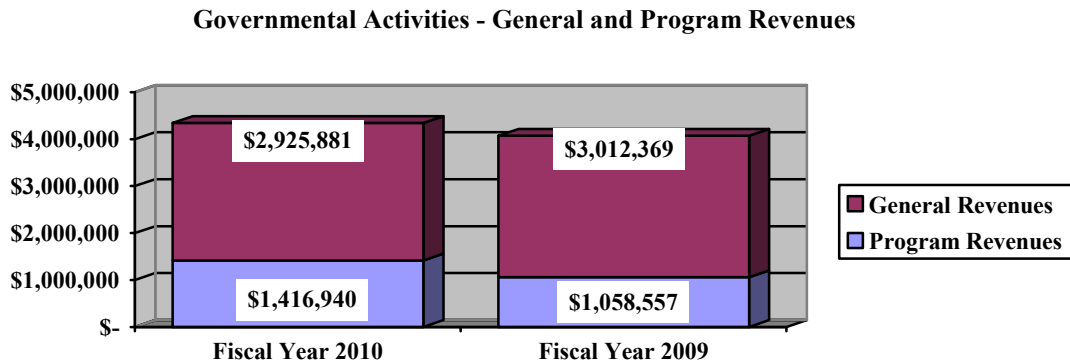
	Total Cost of Services 2010	Net Cost of Services 2010	Total Cost of Services 2009	Net Cost of Services 2009
<b>Program expenses</b>				
Instruction:				
Regular	\$ 1,591,884	\$ 1,256,576	\$ 1,785,657	\$ 1,522,230
Special	605,813	37,858	465,566	90,113
Vocational	71,656	71,656	66,258	66,258
Other	-	-	1,098	68
Support services:				
Pupil	132,280	75,564	131,235	93,497
Instructional staff	258,977	29,458	238,286	68,183
Board of education	12,950	12,950	12,760	12,760
Administration	450,023	427,743	405,384	385,531
Fiscal	251,773	251,398	195,067	195,067
Business	-	-	600	600
Operations and maintenance	356,563	345,148	354,985	344,570
Pupil transportation	231,027	226,355	221,761	217,172
Central	4,573	-	6,000	-
Operations of non-instructional services:				
Food service operations	138,536	(4,645)	159,836	26,074
Other non-instructional services	3,426	3,426	-	-
Extracurricular activities	99,103	58,157	111,388	75,201
Interest and fiscal charges	5,895	5,895	3,655	3,655
<b>Total expenses</b>	<b>\$ 4,214,479</b>	<b>\$ 2,797,539</b>	<b>\$ 4,159,536</b>	<b>\$ 3,100,979</b>

**BLOOMFIELD-MESPO LOCAL SCHOOL DISTRICT  
TRUMBULL COUNTY, OHIO**

MANAGEMENT'S DISCUSSION AND ANALYSIS  
FOR THE FISCAL YEAR ENDED JUNE 30, 2010

The dependence upon tax and other general revenues for governmental activities is apparent, 60.20% and 72.40% of instruction activities are supported through taxes and other general revenues for fiscal years 2010 and 2009, respectively. For all governmental activities, general revenue support is 66.38% for fiscal year 2010. The District's taxpayers and unrestricted grants and entitlements are by far the primary support for District's students.

The graph below presents the District's governmental activities revenues for fiscal years 2010 and 2009.



**The District's Funds**

The District's governmental funds (as presented on the balance sheet on page 15) reported a combined fund balance of \$673,145, which is greater than last year's total of \$654,814. The schedule below indicates the fund balance and the total change in fund balance as of June 30, 2010.

	Fund Balance <u>June 30, 2010</u>	Fund Balance <u>June 30, 2009</u>	Increase/ <u>(Decrease)</u>	Percentage <u>Change</u>
General	\$ 348,472	\$ 370,026	\$ (21,554)	(5.82) %
Title I	27,523	42,592	(15,069)	(35.38) %
Permanent Improvement	276,341	209,739	66,602	31.75 %
Other Governmental	<u>20,809</u>	<u>32,457</u>	<u>(11,648)</u>	(35.89) %
Total	<u>\$ 673,145</u>	<u>\$ 654,814</u>	<u>\$ 18,331</u>	2.80 %

**General Fund**

The District's general fund balance decreased \$21,554. The decrease in fund balance can be attributed to several items related to expenditures exceeding decreased revenues.

**BLOOMFIELD-MESPO LOCAL SCHOOL DISTRICT  
TRUMBULL COUNTY, OHIO**

MANAGEMENT'S DISCUSSION AND ANALYSIS  
FOR THE FISCAL YEAR ENDED JUNE 30, 2010

The table that follows assists in illustrating the financial activities and fund balance of the general fund.

	<u>2010</u> <u>Amount</u>	<u>2009</u> <u>Amount</u>	<u>Increase/</u> <u>(Decrease)</u>	<u>Percentage</u> <u>Change</u>
<b><u>Revenues</u></b>				
Taxes	\$ 955,305	\$ 950,024	\$ 5,281	0.56 %
Tuition	208,758	184,090	24,668	13.40 %
Earnings on investments	1,658	12,291	(10,633)	(86.51) %
Classroom materials and fees	5,113	5,341	(228)	(4.27) %
Intergovernmental	1,564,443	1,651,675	(87,232)	(5.28) %
Other revenues	<u>49,765</u>	<u>37,909</u>	<u>11,856</u>	31.27 %
 Total	 <u>\$ 2,785,042</u>	 <u>\$ 2,841,330</u>	 <u>\$ (56,288)</u>	 (1.98) %
<b><u>Expenditures</u></b>				
Instruction	\$ 1,454,732	\$ 1,648,193	\$ (193,461)	(11.74) %
Support services	1,276,751	1,278,608	(1,857)	(0.15) %
Non-instructional services	3,426	-	3,426	100.00 %
Extracurricular activities	55,478	65,745	(10,267)	(15.62) %
Debt service	<u>16,209</u>	<u>16,209</u>	<u>-</u>	- %
 Total	 <u>\$ 2,806,596</u>	 <u>\$ 3,008,755</u>	 <u>\$ (202,159)</u>	 (6.72) %

Tuition revenues increased \$24,668 or 13.40% due to an increase in open enrollment. The decline in earnings on investments is due to a decrease in interest rates on the District's investments. The decrease in instruction expenditures is partially caused by decreased salary and fringe benefit costs.

***Title I Fund***

The District's Title I fund's fund balance decreased by \$15,069. The revenues increased from \$493,443 to \$592,483. This was largely due to federal stimulus grants received during the fiscal year 2010. The expenditures increased from \$496,465 to \$607,552, due to an increase in payments for teacher salaries and benefits.

***Permanent Improvement Fund***

The District's Permanent Improvement fund's fund balance increased by \$66,602. The revenues decreased from \$152,905 to \$137,199. The expenditures increased from \$10,630 to \$70,597, due to more permanent improvements completed by the District in fiscal year 2010.

***General Fund Budgeting Highlights***

The District's budget is prepared according to Ohio law and is based on accounting for certain transactions on a basis of cash receipts, disbursements and encumbrances. The most significant budgeted fund is the general fund.

During the course of fiscal year 2010, the District amended its general fund budget several times. For the general fund, original budgeted revenues and other financing sources were \$2,833,766 and final budgeted revenues and other financing sources were \$2,788,323. Actual revenues and other financing sources for fiscal year 2010 were \$2,788,323. There was no change from final budgeted revenues.

**BLOOMFIELD-MESPO LOCAL SCHOOL DISTRICT  
TRUMBULL COUNTY, OHIO**

MANAGEMENT'S DISCUSSION AND ANALYSIS  
FOR THE FISCAL YEAR ENDED JUNE 30, 2010

General fund original appropriations were \$3,428,917 and final appropriations were 3,228,917. The actual budget basis expenditures for fiscal year 2010 totaled \$2,805,177, which was \$423,740 less than the final budget.

**Capital Assets and Debt Administration**

***Capital Assets***

At the end of fiscal 2010, the District had \$899,879 invested in land, land improvements, buildings and improvements, furniture and equipment and vehicles. This entire amount is reported in governmental activities.

The following table shows June 30, 2010 balances compared to June 30, 2009:

<b>Capital Assets at June 30 (Net of Depreciation)</b>		
	2010	2009
Land	\$ 15,000	\$ 15,000
Land improvements	51,669	22,093
Building and improvements	682,111	436,937
Furniture and equipment	68,242	80,827
Vehicles	82,857	104,843
Total	\$ 899,879	\$ 659,700

The overall increase in capital assets of \$240,179 is due to capital outlays of \$326,473 exceeding depreciation expense of \$86,294.

See Note 7 to the basic financial statements for additional information on the District's capital assets.

***Debt Administration***

At June 30, 2010, the District had a notes payable and capital lease obligation outstanding. The following table summarizes these obligations outstanding.

<b>Outstanding Debt, at Year End</b>		
	Governmental Activities <u>2010</u>	Governmental Activities <u>2009</u>
Notes payable	\$ 291,574	\$ -
Capital lease obligation	25,213	38,809
Total	\$ 316,787	\$ 38,809

At June 30, 2010, the District's overall legal debt margin was \$4,692,705, with an unvoted debt margin of \$51,987.

See Note 9 to the basic financial statements for additional information on the District's debt administration.

**BLOOMFIELD-MESPO LOCAL SCHOOL DISTRICT  
TRUMBULL COUNTY, OHIO**

**MANAGEMENT'S DISCUSSION AND ANALYSIS  
FOR THE FISCAL YEAR ENDED JUNE 30, 2010**

**Current Financial Related Activities**

The District continues to move forward with various programs and improvements that enable us to continue to maintain our excellent academic ratings. We completed our House Bill 264 project which included the lighting replacement in both buildings and the roof replacement in the Bloomfield building. The septic project was completed in Bloomfield which brought us into compliance with the EPA. We replaced the storage closet and bleachers in the Gym. The Gym was also painted for the first time since it was built in the 1970's.

Fiscal year 2011 will be the last year we receive the ARRA Title I and IDEA Part-B federal grants. These grants have helped us maintain our programs and prevented us from reducing our staff. We will receive two additional grants during fiscal year 2011; Race to the Top, which will span four years in the amount of \$268,230 and Education Jobs, which is for two years and is for \$75,248.

We had three elementary teachers retire during fiscal year 2010 and one high school teacher quit. The salaries of the replacements will help keep the overall personnel services costs down.

We will be purchasing a new bus during fiscal year 2011 with permanent improvement funds. We are looking into expanding our parking at the Bloomfield building and are also planning on upgrading our school security systems.

**Contacting the District's Financial Management**

This financial report is designed to provide our citizens, taxpayers, and investors and creditors with a general overview of the District's finances and to show the District's accountability for the money it receives. If you have questions about this report or need additional financial information contact Mr. Bill Daugherty, Treasurer, 2077 Park Road W, North Bloomfield, Ohio 44450-9730.



**BLOOMFIELD-MESPO LOCAL SCHOOL DISTRICT  
TRUMBULL COUNTY, OHIO**

STATEMENT OF NET ASSETS  
JUNE 30, 2010

	<u><b>Governmental Activities</b></u>
<b>Assets:</b>	
Equity in pooled cash and cash equivalents. . . . .	\$ 1,027,400
Receivables:	
Taxes . . . . .	1,565,783
Intergovernmental . . . . .	191,395
Prepayments . . . . .	8,981
Materials and supplies inventory. . . . .	775
Unamortized note issue costs. . . . .	5,436
Capital assets:	
Land . . . . .	15,000
Depreciable capital assets, net. . . . .	884,879
Capital assets, net . . . . .	<u>899,879</u>
 Total assets. . . . .	 <u>3,699,649</u>
 <b>Liabilities:</b>	
Accounts payable. . . . .	6,991
Accrued wages and benefits . . . . .	294,448
Pension obligation payable. . . . .	105,095
Intergovernmental payable . . . . .	46,443
Unearned revenue . . . . .	1,262,520
Accrued interest payable . . . . .	1,203
Long-term liabilities:	
Due within one year. . . . .	89,427
Due within more than one year . . . . .	464,986
 Total liabilities . . . . .	 <u>2,271,113</u>
 <b>Net Assets:</b>	
Invested in capital assets, net of related debt. . . . .	583,092
Restricted for:	
Capital projects . . . . .	307,111
Debt service. . . . .	13,881
State funded programs. . . . .	2,136
Federally funded programs . . . . .	129,344
Student activities . . . . .	19,362
Other purposes . . . . .	39,448
Unrestricted. . . . .	<u>334,162</u>
 Total net assets . . . . .	 <u>\$ 1,428,536</u>

SEE ACCOMPANYING NOTES TO THE BASIC FINANCIAL STATEMENTS

**BLOOMFIELD-MESPO LOCAL SCHOOL DISTRICT  
TRUMBULL COUNTY, OHIO**

STATEMENT OF ACTIVITIES  
FOR THE FISCAL YEAR ENDED JUNE 30, 2010

	Expenses	Program Revenues		Net (Expense)
		Charges for Services and Sales	Operating Grants and Contributions	Revenue and Changes in Net Assets
				Governmental Activities
<b>Governmental activities:</b>				
Instruction:				
Regular . . . . .	\$ 1,591,884	\$ 213,871	\$ 121,437	\$ (1,256,576)
Special . . . . .	605,813	-	567,955	(37,858)
Vocational . . . . .	71,656	-	-	(71,656)
Support services:				
Pupil . . . . .	132,280	-	56,716	(75,564)
Instructional staff . . . . .	258,977	-	229,519	(29,458)
Board of education . . . . .	12,950	-	-	(12,950)
Administration . . . . .	450,023	-	22,280	(427,743)
Fiscal . . . . .	251,773	-	375	(251,398)
Operations and maintenance . . . . .	356,563	10,333	1,082	(345,148)
Pupil transportation . . . . .	231,027	-	4,672	(226,355)
Central . . . . .	4,573	-	4,573	-
Operation of non-instructional services:				
Food service operations . . . . .	138,536	32,094	111,087	4,645
Other non-instructional services . . . . .	3,426	-	-	(3,426)
Extracurricular activities . . . . .	99,103	40,946	-	(58,157)
Interest and fiscal charges . . . . .	5,895	-	-	(5,895)
<b>Total governmental activities . . . . .</b>	<b>\$ 4,214,479</b>	<b>\$ 297,244</b>	<b>\$ 1,119,696</b>	<b>(2,797,539)</b>
<b>General Revenues:</b>				
Property taxes levied for:				
General purposes . . . . .				1,001,765
Debt service . . . . .				15,565
Capital outlay . . . . .				123,657
Special revenue . . . . .				159,266
Grants and entitlements not restricted to specific programs . . . . .				1,584,225
Investment earnings . . . . .				1,658
Miscellaneous . . . . .				39,745
<b>Total general revenues . . . . .</b>				<b>2,925,881</b>
Change in net assets . . . . .				128,342
<b>Net assets at beginning of year . . . . .</b>				<b>1,300,194</b>
<b>Net assets at end of year . . . . .</b>				<b>\$ 1,428,536</b>

SEE ACCOMPANYING NOTES TO THE BASIC FINANCIAL STATEMENTS

**BLOOMFIELD-MESPO LOCAL SCHOOL DISTRICT  
TRUMBULL COUNTY, OHIO**

BALANCE SHEET  
GOVERNMENTAL FUNDS  
JUNE 30, 2010

	<u>General</u>	<u>Title I</u>	<u>Permanent Improvement</u>	<u>Other Governmental Funds</u>	<u>Total Governmental Funds</u>
<b>Assets:</b>					
Equity in pooled cash and cash equivalents. . . . .	\$ 642,354	\$ 34,247	\$ 275,462	\$ 59,388	\$ 1,011,451
Receivables:					
Taxes. . . . .	1,210,032	-	166,120	189,631	1,565,783
Intergovernmental . . . . .	1,184	186,211	-	4,000	191,395
Prepayments. . . . .	8,981	-	-	-	8,981
Materials and supplies inventory. . . . .	-	-	-	775	775
Restricted assets:					
Equity in pooled cash and cash equivalents . . . . .	15,949	-	-	-	15,949
Total assets . . . . .	<u>\$ 1,878,500</u>	<u>\$ 220,458</u>	<u>\$ 441,582</u>	<u>\$ 253,794</u>	<u>\$ 2,794,334</u>
<b>Liabilities:</b>					
Accounts payable . . . . .	\$ 4,333	\$ -	\$ 2,185	\$ 473	\$ 6,991
Accrued wages and benefits. . . . .	222,647	58,515	-	13,286	294,448
Pension obligation payable . . . . .	74,391	17,775	-	12,929	105,095
Intergovernmental payable . . . . .	37,196	4,731	-	4,516	46,443
Compensated absences payable . . . . .	3,750	-	-	-	3,750
Deferred revenue . . . . .	224,133	111,914	30,770	35,125	401,942
Unearned revenue. . . . .	963,578	-	132,286	166,656	1,262,520
Total liabilities. . . . .	<u>1,530,028</u>	<u>192,935</u>	<u>165,241</u>	<u>232,985</u>	<u>2,121,189</u>
<b>Fund Balances:</b>					
Reserved for encumbrances . . . . .	750	-	117,602	-	118,352
Reserved for materials and supplies inventory . . . . .	-	-	-	775	775
Reserved for prepayments. . . . .	8,981	-	-	-	8,981
Reserved for property tax unavailable for appropriation . . . . .	22,321	-	3,064	3,498	28,883
Reserved for debt service . . . . .	-	-	-	13,881	13,881
Reserved for BWC refunds. . . . .	13,233	-	-	-	13,233
Reserved for school bus purchases . . . . .	2,716	-	-	-	2,716
Unreserved, undesignated, reported in:					
General fund. . . . .	300,471	-	-	-	300,471
Special revenue funds . . . . .	-	27,523	-	2,655	30,178
Capital projects funds . . . . .	-	-	155,675	-	155,675
Total fund balances . . . . .	<u>348,472</u>	<u>27,523</u>	<u>276,341</u>	<u>20,809</u>	<u>673,145</u>
Total liabilities and fund balances . . . . .	<u>\$ 1,878,500</u>	<u>\$ 220,458</u>	<u>\$ 441,582</u>	<u>\$ 253,794</u>	<u>\$ 2,794,334</u>

SEE ACCOMPANYING NOTES TO THE BASIC FINANCIAL STATEMENTS

**BLOOMFIELD-MESPO LOCAL SCHOOL DISTRICT  
TRUMBULL COUNTY, OHIO**

RECONCILIATION OF TOTAL GOVERNMENTAL FUND BALANCES TO  
NET ASSETS OF GOVERNMENTAL ACTIVITIES  
JUNE 30, 2010

<b>Total governmental fund balances</b>		\$	673,145
<i>Amounts reported for governmental activities on the statement of net assets are different because:</i>			
Capital assets used in governmental activities are not financial resources and therefore are not reported in the funds.			899,879
Other long-term assets are not available to pay for current-period expenditures and therefore are deferred in the funds.			
Taxes	\$	290,028	
Intergovernmental revenue		<u>111,914</u>	
Total			401,942
Unamortized note issuance costs are not recognized in the funds governmental activities on the statement of net assets			5,436
Accrued interest payable is not due and payable in the current period and is therefore not reported in the funds			(1,203)
Long-term liabilities are not due and payable in the current period and therefore are not reported in the funds.			
Compensated absences		233,876	
Capital lease obligation payable		25,213	
Notes payable		<u>291,574</u>	
Total			<u>(550,663)</u>
<b>Net assets of governmental activities</b>		<u>\$</u>	<u>1,428,536</u>

SEE ACCOMPANYING NOTES TO THE BASIC FINANCIAL STATEMENTS

**BLOOMFIELD-MESPO LOCAL SCHOOL DISTRICT  
TRUMBULL COUNTY, OHIO**

STATEMENT OF REVENUES, EXPENDITURES AND CHANGES IN FUND BALANCES  
GOVERNMENTAL FUNDS  
FOR THE FISCAL YEAR ENDED JUNE 30, 2010

	<u>General</u>	<u>Title I</u>	<u>Permanent Improvement</u>	<u>Other Governmental Funds</u>	<u>Total Governmental Funds</u>
<b>Revenues:</b>					
From local sources:					
Taxes . . . . .	\$ 955,305	\$ -	\$ 117,417	\$ 167,496	\$ 1,240,218
Tuition . . . . .	208,758	-	-	-	208,758
Earnings on investments . . . . .	1,658	-	-	7	1,665
Charges for services . . . . .	-	-	-	32,400	32,400
Extracurricular . . . . .	-	-	-	38,277	38,277
Classroom materials and fees . . . . .	5,113	-	-	-	5,113
Other local revenues . . . . .	49,765	-	-	2,998	52,763
Intergovernmental - State . . . . .	1,564,443	-	19,782	34,658	1,618,883
Intergovernmental - Federal . . . . .	-	592,483	-	380,312	972,795
Total revenue . . . . .	<u>2,785,042</u>	<u>592,483</u>	<u>137,199</u>	<u>656,148</u>	<u>4,170,872</u>
<b>Expenditures:</b>					
Current:					
Instruction:					
Regular . . . . .	1,299,847	-	-	271,149	1,570,996
Special . . . . .	87,702	407,862	-	110,476	606,040
Vocational . . . . .	67,183	-	-	-	67,183
Support services:					
Pupil . . . . .	67,633	-	-	64,647	132,280
Instructional staff . . . . .	52,330	176,443	-	29,685	258,458
Board of education . . . . .	12,950	-	-	-	12,950
Administration . . . . .	416,415	19,217	-	-	435,632
Fiscal . . . . .	224,711	-	2,510	2,860	230,081
Operations and maintenance . . . . .	303,067	-	68,087	287,077	658,231
Pupil transportation . . . . .	199,645	4,030	-	-	203,675
Central . . . . .	-	-	-	4,573	4,573
Operation of non-instructional services:					
Food service operations . . . . .	-	-	-	137,763	137,763
Other non-instructional services . . . . .	3,426	-	-	-	3,426
Extracurricular activities . . . . .	55,478	-	-	43,625	99,103
Debt service:					
Principal retirement . . . . .	13,596	-	-	-	13,596
Interest and fiscal charges . . . . .	2,613	-	-	1,684	4,297
Note issuance costs . . . . .	-	-	-	5,831	5,831
Total expenditures . . . . .	<u>2,806,596</u>	<u>607,552</u>	<u>70,597</u>	<u>959,370</u>	<u>4,444,115</u>
Excess/deficiency of revenues over/under expenditures . . . . .	(21,554)	(15,069)	66,602	(303,222)	(273,243)
<b>Other financing sources:</b>					
Note issuance . . . . .	-	-	-	291,574	291,574
Total other financing sources . . . . .	-	-	-	291,574	291,574
Net change in fund balances . . . . .	(21,554)	(15,069)	66,602	(11,648)	18,331
<b>Fund balances at beginning of year . . . . .</b>	<u>370,026</u>	<u>42,592</u>	<u>209,739</u>	<u>32,457</u>	<u>654,814</u>
<b>Fund balances at end of year . . . . .</b>	<u>\$ 348,472</u>	<u>\$ 27,523</u>	<u>\$ 276,341</u>	<u>\$ 20,809</u>	<u>\$ 673,145</u>

SEE ACCOMPANYING NOTES TO THE BASIC FINANCIAL STATEMENTS

**BLOOMFIELD-MESPO LOCAL SCHOOL DISTRICT  
TRUMBULL COUNTY, OHIO**

RECONCILIATION OF THE STATEMENT OF REVENUES, EXPENDITURES  
AND CHANGES IN FUND BALANCES OF GOVERNMENTAL FUNDS  
TO THE STATEMENT OF ACTIVITIES  
FOR THE FISCAL YEAR ENDED JUNE 30, 2010

**Net change in fund balances - total governmental funds** \$ 18,331

*Amounts reported for governmental activities in the statement of activities are different because:*

Governmental funds report capital outlays as expenditures. However, in the statement of activities, the cost of those assets is allocated over their estimated useful lives as depreciation expense. This is the amount by which capital outlay exceeds depreciation expense in the current period.

Capital asset additions	\$	326,473	
Current year depreciation		(86,294)	
Total			240,179

Revenues in the statement of activities that do not provide current financial resources are not reported as revenues in the funds.

Taxes		60,035	
Intergovernmental		111,914	
Total			171,949

Repayment of capital lease principal is an expenditure in the governmental funds, but the repayment reduces long-term liabilities on the statement of net assets.

13,596

The issuance of notes are recorded as an other financing source in the governmental funds; however, the proceeds increase long-term liabilities on the statement of net assets.

(291,574)

Governmental funds report expenditures for interest when it is due. In the statement of activities, interest expense is recognized as the interest accrues, regardless of when it is due. The following resulted in additional interest being reported on the statement of activities:

Decrease in accrued interest payable		(1,203)	
Note issuance costs incurred in the fiscal year		5,831	
Amortization of note issuance costs		(395)	

Total			4,233
-------	--	--	-------

Some expenses reported in the statement of activities, such as compensated absences, do not require the use of current financial resources and therefore are not reported as expenditures in governmental funds.

(28,372)

**Change in net assets of governmental activities** \$ 128,342

SEE ACCOMPANYING NOTES TO THE BASIC FINANCIAL STATEMENTS

**BLOOMFIELD-MESPO LOCAL SCHOOL DISTRICT  
TRUMBULL COUNTY, OHIO**

STATEMENT OF REVENUES, EXPENDITURES AND CHANGES IN  
FUND BALANCE - BUDGET AND ACTUAL (NON-GAAP BUDGETARY BASIS)  
GENERAL FUND  
FOR THE FISCAL YEAR ENDED JUNE 30, 2010

	<u>Budgeted Amounts</u>			<b>Variance with Final Budget Positive (Negative)</b>
	<u>Original</u>	<u>Final</u>	<u>Actual</u>	
<b>Revenues:</b>				
From local sources:				
Property taxes . . . . .	\$ 954,072	\$ 938,772	\$ 938,772	\$ -
Tuition . . . . .	212,160	208,758	208,758	-
Earnings on investments . . . . .	1,685	1,658	1,658	-
Classroom materials and fees . . . . .	5,196	5,113	5,113	-
Other local revenues . . . . .	16,626	15,815	15,815	-
Intergovernmental - state . . . . .	1,610,077	1,584,257	1,584,257	-
<b>Total revenue . . . . .</b>	<b>2,799,816</b>	<b>2,754,373</b>	<b>2,754,373</b>	<b>-</b>
<b>Expenditures:</b>				
Current:				
Instruction:				
Regular . . . . .	1,591,598	1,498,764	1,302,723	196,041
Special . . . . .	97,045	91,385	79,358	12,027
Vocational . . . . .	81,890	77,114	66,965	10,149
Support Services:				
Pupil . . . . .	81,460	76,708	66,613	10,095
Instructional staff . . . . .	66,910	63,007	54,715	8,292
Board of education . . . . .	15,703	14,787	12,841	1,946
Administration . . . . .	507,696	478,084	415,165	62,919
Fiscal . . . . .	278,320	262,086	227,594	34,492
Operations and maintenance . . . . .	384,804	362,360	314,671	47,689
Pupil transportation . . . . .	251,530	236,859	205,687	31,172
Operation of non-instructional services . . . . .	4,190	3,945	3,426	519
Extracurricular activities . . . . .	67,771	63,818	55,419	8,399
<b>Total expenditures . . . . .</b>	<b>3,428,917</b>	<b>3,228,917</b>	<b>2,805,177</b>	<b>423,740</b>
Excess of expenditures over revenues . . . . .	(629,101)	(474,544)	(50,804)	423,740
<b>Other financing sources:</b>				
Refund of prior year expenditures . . . . .	29,876	29,876	29,876	-
Sale of assets . . . . .	4,074	4,074	4,074	-
<b>Total other financing sources . . . . .</b>	<b>33,950</b>	<b>33,950</b>	<b>33,950</b>	<b>-</b>
Net change in fund balance . . . . .	(595,151)	(440,594)	(16,854)	423,740
<b>Fund balance at beginning of year . . . . .</b>	<b>645,490</b>	<b>645,490</b>	<b>645,490</b>	<b>-</b>
<b>Prior year encumbrances appropriated . . . . .</b>	<b>28,917</b>	<b>28,917</b>	<b>28,917</b>	<b>-</b>
<b>Fund balance at end of year . . . . .</b>	<b>\$ 79,256</b>	<b>\$ 233,813</b>	<b>\$ 657,553</b>	<b>\$ 423,740</b>

SEE ACCOMPANYING NOTES TO THE BASIC FINANCIAL STATEMENTS

**BLOOMFIELD-MESPO LOCAL SCHOOL DISTRICT  
TRUMBULL COUNTY, OHIO**

STATEMENT OF REVENUES, EXPENDITURES AND CHANGES IN  
FUND BALANCE - BUDGET AND ACTUAL (NON-GAAP BUDGETARY BASIS)  
TITLE I FUND  
FOR THE FISCAL YEAR ENDED JUNE 30, 2010

	<u>Budgeted Amounts</u>		<u>Actual</u>	<u>Variance with Final Budget Positive (Negative)</u>
	<u>Original</u>	<u>Final</u>		
<b>Revenues:</b>				
Intergovernmental - Federal . . . . .	\$ 652,727	\$ 579,147	\$ 607,020	27,873
Total revenue . . . . .	<u>652,727</u>	<u>579,147</u>	<u>607,020</u>	<u>27,873</u>
<b>Expenditures:</b>				
Current:				
Instruction:				
Special . . . . .	410,717	410,717	401,212	9,505
Support services:				
Instructional staff . . . . .	184,443	184,443	181,225	3,218
Administration . . . . .	19,014	19,014	19,014	-
Pupil transportation . . . . .	4,049	4,049	4,049	-
Total expenditures . . . . .	<u>618,223</u>	<u>618,223</u>	<u>605,500</u>	<u>12,723</u>
Net change in fund balance . . . . .	34,504	(39,076)	1,520	40,596
<b>Fund balance at beginning of year . . . . .</b>	<u>32,727</u>	<u>32,727</u>	<u>32,727</u>	<u>-</u>
<b>Fund balance (deficit) at end of year . . . . .</b>	<u>\$ 67,231</u>	<u>\$ (6,349)</u>	<u>\$ 34,247</u>	<u>\$ 40,596</u>

SEE ACCOMPANYING NOTES TO THE BASIC FINANCIAL STATEMENTS



**BLOOMFIELD-MESPO LOCAL SCHOOL DISTRICT  
TRUMBULL COUNTY, OHIO**

STATEMENT OF FIDUCIARY NET ASSETS  
FIDUCIARY FUNDS  
JUNE 30, 2010

	<u>Agency</u>
<b>Assets:</b>	
Current assets:	
Equity in pooled cash and cash equivalents . . . . .	<u>\$ 7,086</u>
Total assets. . . . .	<u><u>\$ 7,086</u></u>
<b>Liabilities:</b>	
Due to students. . . . .	<u>\$ 7,086</u>
Total liabilities . . . . .	<u><u>\$ 7,086</u></u>

SEE ACCOMPANYING NOTES TO THE BASIC FINANCIAL STATEMENTS

**THIS PAGE INTENTIONALLY LEFT BLANK.**

**BLOOMFIELD-MESPO LOCAL SCHOOL DISTRICT  
TRUMBULL COUNTY, OHIO**

NOTES TO THE BASIC FINANCIAL STATEMENTS  
FOR THE FISCAL YEAR ENDED JUNE 30, 2010

**NOTE 1 - DESCRIPTION OF THE SCHOOL DISTRICT**

The Bloomfield - Mespo Local School District (the "District") is organized under Section 2 and 3, Article VI of the Constitution of the State of Ohio to provide educational services to students and other community members of the District. Under such laws there is no authority for a school district to have a charter or adopt local laws. The legislative power of the school district is vested in the Board of Education, consisting of five members elected at large for staggered four year terms by the citizens of the District.

The District serves an area of approximately 50 square miles in Trumbull County, including the townships of Bloomfield and Mesopotamia.

The District is the 678<sup>th</sup> largest by enrollment among the 905 public and community school districts in the State. It currently operates one elementary school and one comprehensive middle/high school. The District is staffed by 27 non-certified and 33 certified personnel to provide services to approximately 329 students and other community members.

**NOTE 2 - SUMMARY OF SIGNIFICANT ACCOUNTING POLICIES**

The basic financial statements of the District have been prepared in conformity with accounting principles generally accepted in the United States of America (GAAP) as applied to governmental units. The Governmental Accounting Standards Board (GASB) is the accepted standard-setting body for establishing governmental accounting and financial reporting principles. The District also applies Financial Accounting Standards Board (FASB) guidance issued on or before November 30, 1989, to its governmental activities provided they do not conflict with or contradict GASB pronouncements. The District's significant accounting policies are described below.

**A. Reporting Entity**

The reporting entity has been defined in accordance with GASB Statement No. 14, "The Financial Reporting Entity" as amended by GASB Statement No. 39, "Determining Whether Certain Organizations Are Component Units". The reporting entity is composed of the primary government and component units. The primary government consists of all funds, departments, boards and agencies that are not legally separate from the District. For the District, this includes general operations, food service and student related activities of the District.

Component units are legally separate organizations for which the District is financially accountable. The District is financially accountable for an organization if the District appoints a voting majority of the organization's Governing Board and (1) the District is able to significantly influence the programs or services performed or provided by the organization; or (2) the District is legally entitled to or can otherwise access the organization's resources; or (3) the District is legally obligated or has otherwise assumed the responsibility to finance the deficits of, or provide financial support to, the organization; or (4) the District is obligated for the debt of the organization. Component units may also include organizations that are fiscally dependent on the District in that the District approves the budget, the issuance of debt or the levying of taxes. Certain organizations are also included as component units if the nature and significance of the relationship between the primary government and the organization is such that exclusion by the primary government would render the primary governments financial statements incomplete or misleading. Based upon the application of these criteria, the District has no component units. The basic financial statements of the reporting entity include only those of the District (the primary government).

**BLOOMFIELD-MESPO LOCAL SCHOOL DISTRICT  
TRUMBULL COUNTY, OHIO**

NOTES TO THE BASIC FINANCIAL STATEMENTS  
FOR THE FISCAL YEAR ENDED JUNE 30, 2010

**NOTE 2 - SUMMARY OF SIGNIFICANT ACCOUNTING POLICIES - (Continued)**

The following organizations are described due to their relationship to the District:

*JOINTLY GOVERNED ORGANIZATIONS*

Northeast Ohio Management Information Network (NEOMIN)

NEOMIN is a jointly governed organization among thirty school districts in Trumbull and Ashtabula Counties. The jointly governed organization was formed for the purpose of applying modern technology with the aid of computers and other electronic equipment to the administrative and instructional functions among member districts. Each of the districts supports NEOMIN based upon a per pupil charge.

Superintendents of the participating school districts are eligible to be voting members of the Governing Board which consists of ten members: the Trumbull and Ashtabula County superintendents (permanent members), three superintendents from Ashtabula County school districts, three superintendents from Trumbull County school districts, and a treasurer from each county who must be employed by a participating school district, the fiscal agent or NEOMIN. The degree of control exercised by any participating school district is limited to its representation on the Governing Board. To obtain a copy of NEOMIN's financial statements, write to the Trumbull County Educational Service Center, 6000 Youngstown Warren Road, Niles, Ohio 44446.

Trumbull Career and Technical Center

The Trumbull Career and Technical Center is a distinct political subdivision of the State of Ohio operated under the direction of a Board consisting of one representative from each of the 15 participating school district's elected boards, which possesses its own budgeting and taxing authority. Financial information may be obtained by contacting the Treasurer of the Trumbull Career and Technical Center, 528 Educational Highway, Warren, Ohio 44483.

*PUBLIC ENTITY RISK POOL*

Workers' Compensation Group Rating Program

The District participates in the Ohio Association of School Business Officials (OASBO) Workers' Compensation Group Rating Program (GRP). The GRP is sponsored by OASBO and administered by CompManagement, Inc. The intent of the GRP is to achieve the benefit of a reduced premium for the District by virtue of its grouping and representation with other participants in the GRP. The District pays a fee to the GRP to cover the costs of administering the program.

Trumbull County Schools Employee Insurance Benefit Consortium (Consortium)

The Consortium is a Council of Governments established pursuant to Ohio Revised Code Chapter 167. The Council of Government (the Consortium) is a body corporate and politic established to exercise the rights and privileges conveyed to it by the constitution and laws of the State of Ohio as defined by Chapter 167 of the Ohio Revised Code.

The Consortium is a shared risk pool as defined by Government Accounting Standards Board Statement No. 10 and amended by GASB Statement No. 30. It was formed to carry out a cooperative program for the provisions and administration of health care benefits for member employees in accordance with the Council bylaws.

**BLOOMFIELD-MESPO LOCAL SCHOOL DISTRICT  
TRUMBULL COUNTY, OHIO**

NOTES TO THE BASIC FINANCIAL STATEMENTS  
FOR THE FISCAL YEAR ENDED JUNE 30, 2010

**NOTE 2 - SUMMARY OF SIGNIFICANT ACCOUNTING POLICIES - (Continued)**

The governing body of the Consortium is an Assembly composed of the Superintendents of the members and any other representative of members who have been appointed by the respective governing bodies of the members. All representatives serve without compensation. As of June 30, 2010, there were fifteen participating members of the Consortium. The Insurance Committee (Executive Board) functions as the advisory body to the Assembly. It consists of five representatives of the members, four of whom are appointed by the President of the Trumbull County Superintendent's Association, and the fifth of whom by the Superintendent of the Fiscal Agent. The Trumbull County Educational Service Center serves as the Consortium's fiscal agent and the Treasurer of the Consortium is the Treasurer of the Fiscal Agent. The Consortium administers medical, prescription, dental, and vision benefit plans for employees of the participating school systems and their eligible dependents.

**B. Fund Accounting**

The District uses funds to maintain its financial records during the year. A fund is defined as a fiscal and accounting entity with a self balancing set of accounts. There are three categories of funds: governmental, proprietary and fiduciary.

*GOVERNMENTAL FUNDS*

Governmental funds are those through which most governmental functions typically are financed. Governmental fund reporting focuses on the sources, uses and balances of current financial resources. Expendable assets are assigned to the various governmental funds according to the purposes for which they may or must be used. Current liabilities are assigned to the fund from which they will be paid. The difference between governmental fund assets and liabilities is reported as fund balance. The following are the District's major governmental funds:

*General fund* - The general fund is used to account for all financial resources except those required to be accounted for in another fund. The general fund balance is available for any purpose provided it is expended or transferred according to the general laws of Ohio.

*Title I fund* - The purpose of the Title I fund is to account for financial assistance provided by State and local educational agencies to meet the special needs of educationally deprived children.

*Permanent improvement fund* - The purpose of the permanent improvement fund is to account for all transactions related to the acquiring, constructing or improving of such permanent improvements authorized by the Ohio Revised Code.

Other governmental funds of the District are used to account for (a) grants and other resources whose use is restricted to a particular purpose; and (b) food service operations.

*PROPRIETARY FUNDS*

Proprietary funds are used to account for the District's ongoing activities which are similar to those often found in the private sector. The District has no proprietary funds.

**BLOOMFIELD-MESPO LOCAL SCHOOL DISTRICT  
TRUMBULL COUNTY, OHIO**

NOTES TO THE BASIC FINANCIAL STATEMENTS  
FOR THE FISCAL YEAR ENDED JUNE 30, 2010

**NOTE 2 - SUMMARY OF SIGNIFICANT ACCOUNTING POLICIES - (Continued)**

*FIDUCIARY FUNDS*

Fiduciary fund reporting focuses on net assets and changes in net assets. The fiduciary fund category is split into four classifications: pension trust funds, investment trust funds, private-purpose trust funds and agency funds. Trust funds are used to account for assets held by the District under a trust agreement for individuals, private organizations, or other governments and are therefore not available to support the District's own programs. The District has no trust funds. Agency funds are custodial in nature (assets equal liabilities) and do not involve measurement of results of operations. The District's agency fund accounts for student activities.

**C. Basis of Presentation and Measurement Focus**

Government-wide Financial Statements - The statement of net assets and the statement of activities display information about the District as a whole. These statements include the financial activities of the primary government, except for fiduciary funds.

The government-wide statement of activities presents a comparison between direct expenses and program revenues for each function or program of the governmental activities of the District. Direct expenses are those that are specifically associated with a service, program or department and therefore clearly identifiable to a particular function. Program revenues include amounts paid by the recipient of goods or services offered by the program and grants and contributions that are restricted to meeting the operational or capital requirements of a particular program. Revenues not classified as program revenues are presented as general revenues of the District.

The government-wide financial statements are prepared using the economic resources measurement focus. All assets and all liabilities associated with the operation of the District are included on the statement of net assets.

Fund Financial Statements - Fund financial statements report detailed information about the District. The focus of governmental fund financial statements is on major funds rather than reporting funds by type. Each major fund is presented in a separate column, and all nonmajor funds are aggregated into one column. Fiduciary funds are reported by fund type.

All governmental funds are accounted for using a flow of current financial resources measurement focus. With this measurement focus, only current assets and current liabilities generally are included on the balance sheet. The statement of revenues, expenditures and changes in fund balances reports on the sources (i.e., revenues and other financing sources) and uses (i.e., expenditures and other financing uses) of current financial resources. This approach differs from the manner in which the governmental activities of the government-wide financial statements are prepared. Governmental fund financial statements therefore include a reconciliation with brief explanations to better identify the relationship between the government-wide statements and the statements for governmental funds.

Agency funds do not report a measurement focus as they do not report operations.

**BLOOMFIELD-MESPO LOCAL SCHOOL DISTRICT  
TRUMBULL COUNTY, OHIO**

NOTES TO THE BASIC FINANCIAL STATEMENTS  
FOR THE FISCAL YEAR ENDED JUNE 30, 2010

**NOTE 2 - SUMMARY OF SIGNIFICANT ACCOUNTING POLICIES - (Continued)**

**D. Basis of Accounting**

Basis of accounting determines when transactions are recorded in the financial records and reported on the financial statements. Government-wide financial statements are prepared using the accrual basis of accounting. Governmental funds use the modified accrual basis of accounting. Fiduciary funds also use the accrual basis of accounting.

*Revenues - Exchange and Nonexchange Transactions* - Revenue resulting from exchange transactions, in which each party gives and receives essentially equal value are recorded on the accrual basis when the exchange takes place. On a modified accrual basis, revenue is recorded in the fiscal year in which the resources are measurable and become available. Available means that the resources will be collected within the current fiscal year or are expected to be collected soon enough thereafter to be used to pay liabilities of the current fiscal year. For the District, available means expected to be received within sixty days of fiscal year end.

Nonexchange transactions, in which the District receives value without directly giving equal value in return, include property taxes, grants, entitlements and donations. On an accrual basis, revenue from property taxes is recognized in the fiscal year for which the taxes are levied (See Note 5).

Revenue from grants, entitlements and donations is recognized in the fiscal year in which all eligibility requirements have been satisfied. Eligibility requirements include timing requirements, which specify the year when the resources are required to be used or the fiscal year when use is first permitted, matching requirements, in which the District must provide local resources to be used for a specified purpose, and expenditure requirements, in which the resources are provided to the District on a reimbursement basis. On a modified accrual basis, revenue from nonexchange transactions must also be available before it can be recognized.

Under the modified accrual basis, the following revenue sources are considered to be both measurable and available at fiscal year end: property taxes available as an advance, interest, tuition, grants, student fees and rentals.

*Unearned Revenue and Deferred Revenue* - Unearned revenue and deferred revenue arise when assets are recognized before revenue recognition criteria have been satisfied.

Property taxes for which there is an enforceable legal claim as of June 30, 2010, but which were levied to finance fiscal year 2011 operations, and other revenues received in advance of the fiscal year for which they are intended to finance, have been recorded as unearned revenue. Grants and entitlements received before the eligibility requirements are met and delinquent property taxes due at June 30, 2010 are recorded as deferred revenue on the governmental fund financial statements.

On governmental fund financial statements, receivables that will not be collected within the available period have been reported as deferred revenue.

*Expenses/Expenditures* - On the accrual basis of accounting, expenses are recognized at the time they are incurred. The entitlement value of donated commodities used during the year is reported in the statement of revenues, expenditures and changes in fund balances as an expenditure with a like amount reported as intergovernmental revenue.

**BLOOMFIELD-MESPO LOCAL SCHOOL DISTRICT  
TRUMBULL COUNTY, OHIO**

NOTES TO THE BASIC FINANCIAL STATEMENTS  
FOR THE FISCAL YEAR ENDED JUNE 30, 2010

**NOTE 2 - SUMMARY OF SIGNIFICANT ACCOUNTING POLICIES - (Continued)**

The measurement focus of governmental fund accounting is on decreases in net financial resources (expenditures) rather than expenses. Expenditures are generally recognized in the accounting period in which the related fund liability is incurred, if measurable. Allocations of cost, such as depreciation and amortization, are not recognized in governmental funds.

**E. Budgets**

The District is required by State statute to adopt an annual appropriated cash basis budget for all funds. The specific timetable for fiscal year 2010 is as follows:

1. Prior to January 15, the Superintendent and Treasurer submit to the Board of Education a proposed operating budget for the fiscal year commencing the following July 1. The budget includes proposed expenditures and the means of financing for all funds. Public hearings are publicized and conducted to obtain taxpayers' comments. The expressed purpose of this budget document is to reflect the need for existing (or increased) tax rates.
2. By no later than January 20, the Board-adopted budget is filed with the Trumbull County Budget Commission for tax rate determination.
3. Prior to April 1, the Board of Education accepts, by formal resolution, the tax rates as determined by the Budget Commission and receives the Commission's certificate of estimated resources which states the projected revenue of each fund. Prior to July 1, the District must revise its budget so that total contemplated expenditures from any fund during the ensuing year will not exceed the amount stated in the certificate of estimated resources. The revised budget then serves as a basis for the appropriation measure. On or about July 1, the certificate is amended to include any unencumbered balances from the preceding year as reported by the District Treasurer. The certificate may be further amended during the year if projected increases or decreases in revenue are identified by the District Treasurer. The budget figures, as shown in the accompanying budgetary statements, reflect the amounts set forth in the original and final certificate of estimated resources issued for fiscal year 2010.
4. By July 1, the annual appropriation resolution is legally enacted by the Board of Education by fund level, which is the legal level of budgetary control. State statute permits a temporary appropriation to be effective until no later than October 1 of each year. Resolution appropriations by fund must be within the estimated resources as certified by the County Budget Commission and the total of expenditures and encumbrances may not exceed the appropriation totals.
5. Any revisions that alter the total of any fund appropriation must be approved by the Board of Education.
6. Formal budgetary integration is employed as a management control device during the year for all funds consistent with the general obligation bond indenture and other statutory provisions. All funds completed the year within the amount of their legally authorized cash basis appropriation.



**BLOOMFIELD-MESPO LOCAL SCHOOL DISTRICT  
TRUMBULL COUNTY, OHIO**

NOTES TO THE BASIC FINANCIAL STATEMENTS  
FOR THE FISCAL YEAR ENDED JUNE 30, 2010

**NOTE 2 - SUMMARY OF SIGNIFICANT ACCOUNTING POLICIES - (Continued)**

7. Appropriations amounts are as originally adopted, or as amended by the Board of Education through the year by supplemental appropriations, which either reallocated or increased the original, appropriated amounts. All supplemental appropriations were legally enacted by the Board prior to June 30, 2010; however, none of these amendments were significant. The budget figures, as shown in the accompanying budgetary statements, reflect the original and final appropriation amounts including all amendments and modifications.
8. Unencumbered appropriations lapse at year end. Encumbered appropriations are carried forward to the succeeding fiscal year and need not be reappropriated. Expenditures plus encumbrances may not legally exceed budgeted appropriations at the fund level.

**F. Cash and Investments**

To improve cash management, cash received by the District is pooled in a central bank account. Monies for all funds are maintained in this pool. Individual fund integrity is maintained through the District's records. Each fund's interest in the pool is presented as "equity in pooled cash and cash equivalents" on the basic financial statements.

During fiscal year 2010, investments were limited to the State Treasury Asset Reserve of Ohio (STAR Ohio).

STAR Ohio is an investment pool managed by the State Treasurer's Office, which allows governments within the state to pool their funds for investment purposes. STAR Ohio is not registered with the SEC as an investment company, but does operate in a manner consistent with Rule 2a7 of the Investment Company Act of 1940. Investments in STAR Ohio are valued at STAR Ohio's shares price which is the price the investment could be sold for on June 30, 2010.

Under existing Ohio statutes all investment earnings are assigned to the general fund unless statutorily required to be credited to a specific fund. By policy of the Board of Education, investment earnings are assigned to the general fund. Interest revenue credited to the general fund during fiscal year 2010 amounted to \$1,658, which includes \$553 assigned from other funds.

For presentation on the basic financial statements, investments of the cash management pool and investments with original maturities of three months or less at the time they are purchased by the District are considered to be cash equivalents. Investments with an initial maturity of more than three months are reported as investments.

An analysis of the District's investment account at year end is provided in Note 4.

**G. Inventory**

On government-wide and fund financial statements, purchased inventories are presented at the lower of cost or market and donated commodities are presented at their entitlement value. Inventories are recorded on a first-in, first-out basis and are expensed when used. Inventories are accounted for using the consumption method.

Inventory consists of expendable supplies held for consumption and purchased food.

**BLOOMFIELD-MESPO LOCAL SCHOOL DISTRICT  
TRUMBULL COUNTY, OHIO**

NOTES TO THE BASIC FINANCIAL STATEMENTS  
FOR THE FISCAL YEAR ENDED JUNE 30, 2010

**NOTE 2 - SUMMARY OF SIGNIFICANT ACCOUNTING POLICIES - (Continued)**

**H. Capital Assets**

Governmental capital assets are those assets generally related to governmental activities. These assets generally result from expenditures in the governmental funds. These assets are reported in the governmental activities column of the government-wide statement of net assets, but are not reported in the fund financial statements.

All capital assets are capitalized at cost (or estimated historical cost) and updated for additions and deletions during the year. Donated capital assets are recorded at their fair market values as of the date received. The District maintains a capitalization threshold of \$1,500. Improvements are capitalized; the costs of normal maintenance and repairs that do not add to the value of the asset or materially extend an asset's life are not. The District does not possess infrastructure.

All reported capital assets except land are depreciated. Improvements are depreciated over the remaining useful lives of the related capital assets. Depreciation is computed using the straight-line method over the following useful lives:

<u>Description</u>	<u>Governmental Activities Estimated Lives</u>
Land improvements	5 - 20 years
Buildings and improvements	20 - 50 years
Furniture and equipment	5 - 20 years
Vehicles	5 - 10 years

**I. Interfund Balances**

On fund financial statements, receivables and payables resulting from short-term interfund loans are classified as "interfund receivables/payables". These amounts are eliminated in the governmental activities column on the statement of net assets. The District did not have any interfund loans during fiscal year 2010.

**J. Compensated Absences**

Compensated absences of the District consist of vacation leave and sick leave to the extent that payments to the employee for these absences are attributable to services already rendered and are not contingent on a specific event that is outside the control of the District and the employee.

**BLOOMFIELD-MESPO LOCAL SCHOOL DISTRICT  
TRUMBULL COUNTY, OHIO**

NOTES TO THE BASIC FINANCIAL STATEMENTS  
FOR THE FISCAL YEAR ENDED JUNE 30, 2010

**NOTE 2 - SUMMARY OF SIGNIFICANT ACCOUNTING POLICIES - (Continued)**

In accordance with the provisions of GASB Statement No. 16, “Accounting for Compensated Absences”, a liability for vacation leave is accrued if a) the employees’ rights to payment are attributable to services already rendered; and b) it is probable that the employer will compensate the employees for the benefits through paid time off or other means, such as cash payment at termination or retirement. An accrual for earned sick leave is made to the extent that it is probable that the benefits will result in termination (severance) payments. A liability for sick leave is accrued using the vesting method; i.e., the liability is based on the sick leave accumulated at June 30, 2010, by those employees who are currently eligible to receive termination (severance) payments, as well as those employees expected to become eligible in the future. For purposes of establishing a liability for sick leave on employees expected to become eligible to retire in the future, all employees age fifty or greater with at least ten years of service and all employees with at least twenty years of service at any age were considered expected to become eligible to retire in accordance with GASB Statement No. 16.

The total liability for vacation and sick leave payments has been calculated using pay rates in effect at June 30, 2010, and reduced to the maximum payment allowed by labor contract and/or statute, plus any applicable additional salary related payments.

The entire compensated absence liability is reported on the government-wide financial statements.

For governmental fund financial statements, the current portion of unpaid compensated absences is the amount expected to be paid using expendable available resources. These amounts are recorded in the account “compensated absences payable” in the fund from which the employees who have accumulated unpaid leave are paid. The noncurrent portion of the liability is not reported.

**K. Accrued Liabilities and Long-Term Obligations**

All payables, accrued liabilities and long-term obligations are reported in the government-wide financial statements.

In general, governmental fund payables and accrued liabilities that, once incurred, are paid in a timely manner and in full from current financial resources are reported as obligations of the funds. However, claims and judgments and compensated absences that will be paid from governmental funds are reported as a liability in the fund financial statements only to the extent that they are due for payment during the current year. Long-term notes and capital lease are recognized as a liability on the fund financial statements when due.

**L. Unamortized Issuance Costs**

On government-wide financial statements, issuance costs are defined and amortized over the term of the notes using the straight-line method, which approximates the effective interest method. Unamortized issuance costs are recorded as a separate line item on the statement of net assets. On the governmental fund financial statements, issuance costs are recognized in the current period.

**BLOOMFIELD-MESPO LOCAL SCHOOL DISTRICT  
TRUMBULL COUNTY, OHIO**

NOTES TO THE BASIC FINANCIAL STATEMENTS  
FOR THE FISCAL YEAR ENDED JUNE 30, 2010

**NOTE 2 - SUMMARY OF SIGNIFICANT ACCOUNTING POLICIES - (Continued)**

**M. Fund Balance Reserves**

The District reserves those portions of fund equity which are legally segregated for a specific future use or which do not represent available expendable resources and therefore are not available for appropriation or expenditure. Unreserved fund balance indicates that portion of fund equity which is available for appropriation in future periods. Fund equity reserves have been established for encumbrances, materials and supplies inventory, prepayments, property tax revenue unavailable for appropriation, BWC refunds, school bus purchases and debt service. The reserve for property taxes unavailable for appropriation represents taxes recognized as revenue under GAAP, but not available for appropriation under State statute.

**N. Net Assets**

Net assets represent the difference between assets and liabilities. Net assets invested in capital assets consist of capital assets, net of accumulated depreciation, reduced by the outstanding balances of any borrowings used for the acquisition, construction, or improvement of those assets. Net assets are reported as restricted when there are limitations imposed on their use either through the enabling legislation or through external restrictions imposed by creditors, grantors or laws or regulations of other governments. The amount restricted for other purposes represent amounts restricted by State statute for BWC refunds and school bus purchases.

The District applies restricted resources first when an expense is incurred for purposes for which both restricted and unrestricted net assets are available.

**O. Prepayments**

Certain payments to vendors reflect the costs applicable to future accounting periods and are recorded as prepaid items in both government-wide and fund financial statements. These items are reported as assets on the balance sheet using the consumption method. A current asset for the prepaid amounts is recorded at the time of the purchase and the expenditure/expense is reported in the year in which services are consumed.

**P. Estimates**

The preparation of the basic financial statements in conformity with GAAP requires management to make estimates and assumptions that affect the amounts reported in the basic financial statements and accompanying notes. Actual results may differ from those estimates.

**Q. Restricted Assets**

Restricted assets in the general fund represent cash and cash equivalents set-aside to establish a budget reserve and a school bus purchases reserve. These reserves are required by State statute. A schedule of statutory reserves is presented in Note 15.

**BLOOMFIELD-MESPO LOCAL SCHOOL DISTRICT  
TRUMBULL COUNTY, OHIO**

NOTES TO THE BASIC FINANCIAL STATEMENTS  
FOR THE FISCAL YEAR ENDED JUNE 30, 2010

**NOTE 2 - SUMMARY OF SIGNIFICANT ACCOUNTING POLICIES - (Continued)**

**R. Interfund Activity**

Exchange transactions between funds are reported as revenues in the seller funds and as expenditures/expenses in the purchaser funds. Flows of cash or goods from one fund to another without a requirement for repayment are reported as interfund transfers. Interfund transfers are reported as other financing sources/uses in governmental funds. Repayments from funds responsible for particular expenditures/expenses to the funds that initially paid for them are not presented on the basic financial statements.

**S. Extraordinary and Special Items**

Extraordinary items are transactions or events that are both unusual in nature and infrequent in occurrence. Special items are transactions or events that are within the control of the Board of Education and that are either unusual in nature or infrequent in occurrence. Neither type of transaction occurred during fiscal year 2010.

**NOTE 3 - ACCOUNTABILITY AND COMPLIANCE**

**A. Change in Accounting Principles**

For fiscal year 2010, the District has implemented GASB Statement No. 51, "Accounting and Financial Reporting for Intangible Assets", GASB Statement No. 53, "Accounting and Financial Reporting for Derivative Instruments", and GASB Statement No. 58, "Accounting and Financial Reporting for Chapter 9 Bankruptcies".

GASB Statement No. 51 addresses accounting and financial reporting standards for intangible assets, which are assets that lack physical substance, are nonfinancial in nature, and have an initial useful life extending beyond a single reporting period. Examples of intangible assets include easements, water rights, computer software, patents, and trademarks. GASB Statement No. 51 improves the quality of financial reporting by creating consistency in the recognition, initial measurement, and amortization of intangible assets. The implementation of GASB Statement No. 51 did not have an effect on the financial statements of the District.

GASB Statement No. 53 addresses the recognition, measurement, and disclosure of information regarding derivative instruments entered into by state and local governments. Derivative instruments are financial arrangements used by governments to manage specific risks or to make investments. Common types of derivative instruments include interest rate and commodity swaps, interest rate locks, options, swaptions, forward contracts, and futures contracts. The implementation of GASB Statement No. 53 did not have an effect on the financial statements of the District.

GASB Statement No. 58 establishes accounting and financial reporting guidance for governments that have petitioned for protection from creditors by filing for bankruptcy under Chapter 9 of the United States Bankruptcy Code. GASB Statement No. 58 requires governments to remeasure liabilities that are adjusted in bankruptcy when the bankruptcy court confirms a new payment plan. The implementation of GASB Statement No. 58 did not have an effect on the financial statements of the District.

**BLOOMFIELD-MESPO LOCAL SCHOOL DISTRICT  
TRUMBULL COUNTY, OHIO**

NOTES TO THE BASIC FINANCIAL STATEMENTS  
FOR THE FISCAL YEAR ENDED JUNE 30, 2010

**NOTE 3 - ACCOUNTABILITY AND COMPLIANCE - (Continued)**

**B. Deficit Fund Balances**

Fund balances at June 30, 2010 included the following individual fund deficits:

<u>Nonmajor funds</u>	<u>Deficit</u>
Food service	\$ 2,296
Idea part B	16,575
Education stabilization fund	804

The general fund is liable for any deficits in these funds and provides transfers when cash is required, not when accruals occur. The deficit fund balances are the result of adjustments for accrued liabilities.

**NOTE 4 - DEPOSITS AND INVESTMENTS**

State statutes classify monies held by the District into three categories.

Active deposits are public deposits necessary to meet current demands on the treasury. Such monies must be maintained either as cash in the District treasury, in commercial accounts payable or withdrawable on demand, including negotiable order of withdrawal (NOW) accounts, or in money market deposit accounts.

Inactive deposits are public deposits that the Board of Education has identified as not required for use within the current five year period of designation of depositories. Inactive deposits must either be evidenced by certificates of deposit maturing not later than the end of the current period of designation of depositories, or by savings or deposit accounts including, but not limited to, passbook accounts.

Interim deposits are deposits of interim monies. Interim monies are those monies which are not needed for immediate use, but which will be needed before the end of the current period of designation of depositories. Interim deposits must be evidenced by time certificates of deposit maturing not more than one year from the date of deposit or by savings or deposit accounts including passbook accounts.

Interim monies to be deposited or invested in the following securities:

1. United States Treasury Notes, Bills, Bonds, or any other obligation or security issued by the United States Treasury or any other obligation guaranteed as to principal and interest by the United States;
2. Bonds, notes, debentures, or any other obligations or securities issued by any federal government agency or instrumentality, including, but not limited to, the Federal National Mortgage Association, Federal Home Loan Bank, Federal Farm Credit Bank, Federal Home Loan Mortgage Corporation, Government National Mortgage Association, and Student Loan Marketing Association. All federal agency securities shall be direct issuances of federal government agencies or instrumentalities;
3. Written repurchase agreements in the securities listed above provided that the market value of the securities subject to the repurchase agreement must exceed the principal value of the agreement by at least two percent and be marked to market daily, and that the term of the agreement must not exceed thirty days;
4. Bonds and other obligations of the State of Ohio;

**BLOOMFIELD-MESPO LOCAL SCHOOL DISTRICT  
TRUMBULL COUNTY, OHIO**

NOTES TO THE BASIC FINANCIAL STATEMENTS  
FOR THE FISCAL YEAR ENDED JUNE 30, 2010

**NOTE 4 - DEPOSITS AND INVESTMENTS - (Continued)**

5. No-load money market mutual funds consisting exclusively of obligations described in items (1) and (2) above and repurchase agreements secured by such obligations, provided that investments in securities described in this division are made only through eligible institutions;
6. The State Treasurer's investment pool (STAR Ohio);
7. Certain banker's acceptance and commercial paper notes for a period not to exceed one hundred eighty days from the purchase date in an amount not to exceed twenty-five percent of the interim monies available for investment at any one time; and,
8. Under limited circumstances, corporate debt interests rated in either of the two highest classifications by at least two nationally recognized rating agencies.

Protection of the District's deposits is provided by the Federal Deposit Insurance Corporation (FDIC), by eligible securities pledged by the financial institution as security for repayment, by surety company bonds deposited with the Treasurer by the financial institution or by a single collateral pool established by the financial institution to secure the repayment of all public monies deposited with the institution.

Investments in stripped principal or interest obligations, reverse repurchase agreements and derivatives are prohibited. The issuance of taxable notes for the purpose of arbitrage, the use of leverage and short selling are also prohibited. An investment must mature within five years from the date of purchase unless matched to a specific obligation or debt of the District, and must be purchased with the expectation that it will be held to maturity. Investments may only be made through specified dealers and institutions. Payment for investments may be made only upon delivery of the securities representing the investments to the Treasurer or, if the securities are not represented by a certificate, upon receipt of confirmation of transfer from the custodian.

**A. Deposits with Financial Institutions**

At June 30, 2010, the carrying amount of all District deposits was \$40,059. Based on the criteria described in GASB Statement No. 40, "Deposits and Investment Risk Disclosures", as of June 30, 2010, the District's entire bank balance of \$78,147 was covered by the FDIC

**B. Investments**

As of June 30, 2010, the District had the following investment and maturity:

<u>Investment type</u>	<u>Fair Value</u>	Investment Maturity 6 months or <u>less</u>
STAR Ohio	\$ 994,427	\$ 994,427

*Interest Rate Risk:* As a means of limiting its exposure to fair value losses arising from rising interest rates and according to State law, the District's investment policy limits investment portfolio maturities to five years or less.

**BLOOMFIELD-MESPO LOCAL SCHOOL DISTRICT  
TRUMBULL COUNTY, OHIO**

NOTES TO THE BASIC FINANCIAL STATEMENTS  
FOR THE FISCAL YEAR ENDED JUNE 30, 2010

**NOTE 4 - DEPOSITS AND INVESTMENTS - (Continued)**

*Credit Risk:* Standard & Poor's has assigned STAR Ohio an AAAM money market rating. Ohio law requires STAR Ohio maintain the highest rating provided by at least one nationally recognized standard rating service. The District's investment policy does not specifically address credit risk beyond requiring the District to only invest in securities authorized by State statute.

*Custodial Credit Risk:* For an investment, custodial credit risk is the risk that, in the event of the failure of the counterparty, the District will not be able to recover the value of its investments or collateral securities that are in the possession of an outside party. The District has no investment policy dealing with investment custodial risk beyond the requirement in State statute that prohibits payment for investments prior to the delivery of the securities representing such investments to the Treasurer or qualified trustee.

*Concentration of Credit Risk:* The District places no limit on the amount that may be invested in any one issuer. The following table includes the percentage of each investment type held by the District at June 30, 2010:

<u>Investment type</u>	<u>Fair Value</u>	<u>% of Total</u>
STAR Ohio	<u>\$ 994,427</u>	<u>100.00</u>

**C. Reconciliation of Cash and Investments to the Statement of Net Assets**

The following is a reconciliation of cash and investments as reported in the note above to cash and investments as reported on the statement of net assets as of June 30, 2010:

<u>Cash and investments per note</u>	
Carrying amount of deposits	\$ 40,059
Investments	<u>994,427</u>
Total	<u>\$ 1,034,486</u>
 <u>Cash and investments per statement of net assets</u>	
Governmental activities	\$ 1,027,400
Agency fund	<u>7,086</u>
Total	<u>\$ 1,034,486</u>

**NOTE 5 - PROPERTY TAXES**

Property taxes are levied and assessed on a calendar year basis while the District fiscal year runs from July through June. First half tax collections are received by the District in the second half of the fiscal year. Second half tax distributions occur in the first half of the following fiscal year.



**BLOOMFIELD-MESPO LOCAL SCHOOL DISTRICT  
TRUMBULL COUNTY, OHIO**

NOTES TO THE BASIC FINANCIAL STATEMENTS  
FOR THE FISCAL YEAR ENDED JUNE 30, 2010

**NOTE 5 - PROPERTY TAXES - (Continued)**

Property taxes include amounts levied against all real property, public utility property, and certain tangible personal (used in business) property located in the District. Real property tax revenues received in calendar year 2010 represent the collection of calendar year 2009 taxes. Real property taxes received in calendar year 2010 were levied after April 1, 2009, on the assessed values as of January 1, 2009, the lien date. Assessed values for real property taxes are established by State statute at 35 percent of appraised market value. Real property taxes are payable annually or semiannually. If paid annually, payment is due December 31; if paid semiannually, the first payment is due December 31, with the remainder payable by June 20. Under certain circumstances, State statute permits alternate payment dates to be established. Public utility property tax revenues received in calendar year 2010 represent the collection of calendar year 2009 taxes. Public utility real and tangible personal property taxes received in calendar year 2010 became a lien on December 31, 2008, were levied after April 1, 2009, and are collected with real property taxes. Public utility real property is assessed at 35 percent of true value; public utility tangible personal property is currently assessed at varying percentages of true value.

Tangible personal property tax revenues received in calendar year 2010 (other than public utility property) represent the collection of calendar year 2010 taxes levied against local and inter-exchange telephone companies. Tangible personal property taxes received from telephone companies in calendar year 2010 were levied after October 1, 2009, on the value as of December 31, 2009. Amounts paid by multi-county taxpayers are due September 20. Single county taxpayers may pay annually or semiannually. If paid annually, payment is due April 30; if paid semiannually, the first payment is due April 30, with the remainder payable by September 20. Tangible personal property taxes paid by April 30 are usually received by the District prior to June 30.

The District receives property taxes from Trumbull County. The County Auditor periodically advances to the District its portion of the taxes collected. Second-half real property tax payments collected by the County by June 30, 2010, are available to finance fiscal year 2010 operations. The amount available as an advance at June 30, 2010 was \$22,321 in the general fund, \$3,498 in the emergency levy fund (a nonmajor governmental fund) and \$3,064 in the permanent improvement fund. This amount is recorded as revenue. The amount available for advance at June 30, 2009 was \$5,788 in the general fund, \$905 in the emergency levy fund (a nonmajor governmental fund) and \$799 in the permanent improvement fund. The amount of second-half real property taxes available for advance at fiscal year-end can vary based on the date the tax bills are sent.

Accrued property taxes receivable includes real property, public utility property and tangible personal property taxes which are measurable as of June 30, 2010 and for which there is an enforceable legal claim. Although total property tax collections for the next fiscal year are measurable, only the amount of real property taxes available as an advance at June 30 was levied to finance current fiscal year operations and is reported as revenue at fiscal year end. The portion of the receivable not levied to finance current fiscal year operations is offset by a credit to unearned revenue.

On the accrual basis of accounting, collectible delinquent property taxes have been recorded as a receivable and revenue, while on a modified accrual basis of accounting the revenue has been deferred.

**BLOOMFIELD-MESPO LOCAL SCHOOL DISTRICT  
TRUMBULL COUNTY, OHIO**

NOTES TO THE BASIC FINANCIAL STATEMENTS  
FOR THE FISCAL YEAR ENDED JUNE 30, 2010

**NOTE 5 - PROPERTY TAXES - (Continued)**

The assessed values upon which the fiscal year 2010 taxes were collected are:

	2009 Second Half Collections		2010 First Half Collections	
	<u>Amount</u>	<u>Percent</u>	<u>Amount</u>	<u>Percent</u>
Agricultural/residential and other real estate	\$ 50,226,190	96.73	\$ 50,518,030	97.17
Public utility personal	1,383,410	2.66	1,468,900	2.83
Tangible personal property	<u>315,449</u>	<u>0.61</u>	<u>-</u>	<u>-</u>
Total	<u>\$ 51,925,049</u>	<u>100.00</u>	<u>\$ 51,986,930</u>	<u>100.00</u>
Tax rate per \$1,000 of assessed valuation for:				
General	\$52.00		\$52.00	
Permanent improvement	3.00		3.00	

**NOTE 6 - RECEIVABLES**

Receivables at June 30, 2010 consisted of taxes and intergovernmental grants and entitlements. All receivables are considered collectible in full due to the ability to foreclose for the nonpayment of taxes, the stable condition of State programs and the current year guarantee of federal funds. A summary of the principal items of receivables reported on the statement of net assets follows:

<b>Governmental activities:</b>	
Taxes	\$ 1,565,783
Intergovernmental	<u>191,395</u>
Total	<u>\$ 1,757,178</u>

Receivables have been disaggregated on the face of the basic financial statements. All receivables are expected to be collected in the subsequent year.

**BLOOMFIELD-MESPO LOCAL SCHOOL DISTRICT  
TRUMBULL COUNTY, OHIO**

NOTES TO THE BASIC FINANCIAL STATEMENTS  
FOR THE FISCAL YEAR ENDED JUNE 30, 2010

**NOTE 7 - CAPITAL ASSETS**

Capital asset activity for the fiscal year ended June 30, 2010, was as follows:

	Balance			Balance
	<u>06/30/09</u>	<u>Additions</u>	<u>Deductions</u>	<u>06/30/10</u>
Governmental activities:				
<i>Capital assets, not being depreciated:</i>				
Land	\$ 15,000	\$ -	\$ -	\$ 15,000
Total capital assets, not being depreciated	<u>15,000</u>	<u>-</u>	<u>-</u>	<u>15,000</u>
<i>Capital assets, being depreciated:</i>				
Land improvements	63,471	31,852	-	95,323
Buildings and improvements	1,753,607	285,830	-	2,039,437
Furniture and equipment	329,272	7,291	-	336,563
Vehicles	298,818	1,500	(50,380)	249,938
Total capital assets, being depreciated	<u>2,445,168</u>	<u>326,473</u>	<u>(50,380)</u>	<u>2,721,261</u>
<i>Less: accumulated depreciation</i>				
Land improvements	(41,378)	(2,276)	-	(43,654)
Buildings and improvements	(1,316,670)	(40,656)	-	(1,357,326)
Furniture and equipment	(248,445)	(19,876)	-	(268,321)
Vehicles	(193,975)	(23,486)	50,380	(167,081)
Total accumulated depreciation	<u>(1,800,468)</u>	<u>(86,294)</u>	<u>50,380</u>	<u>(1,836,382)</u>
Governmental activities capital assets, net	<u>\$ 659,700</u>	<u>\$ 240,179</u>	<u>\$ -</u>	<u>\$ 899,879</u>

Depreciation expense was charged to governmental functions as follows:

<u>Instruction:</u>	
Regular	\$ 34,875
Special	512
<u>Support services:</u>	
Instructional staff	190
Administration	13,950
Operations and maintenance	11,615
Pupil transportation	23,951
Food service operations	<u>1,201</u>
Total depreciation expense	<u>\$ 86,294</u>

**BLOOMFIELD-MESPO LOCAL SCHOOL DISTRICT  
TRUMBULL COUNTY, OHIO**

NOTES TO THE BASIC FINANCIAL STATEMENTS  
FOR THE FISCAL YEAR ENDED JUNE 30, 2010

**NOTE 8 - CAPITAL LEASES - LESSEE DISCLOSURE**

In prior years, the District entered into capitalized leases for copiers. These lease agreements meet the criteria of capital lease as defined by FASB Statement No. 13, "Accounting for Leases", which defines a capital lease generally as one which transfers benefits and risks of ownership to the lessee. Capital lease payments have been reclassified and are reflected as debt service expenditures in the financial statements for the governmental funds. These expenditures are reported as function expenditures on the budgetary statements.

Capital assets consisting of equipment have been capitalized in the amount of \$66,813. Accumulated depreciation on these assets was \$46,769, resulting in a carrying value of \$20,044. This amount represents the present value of the minimum lease payments at the time of acquisition. A corresponding liability is recorded in the government-wide financial statements. Principal payments in fiscal year 2010 totaled \$13,596, paid by the general fund.

The following is a schedule of the future long-term minimum lease payments required under the capital lease and the present value of the future minimum lease payments as of June 30, 2010.

<u>Fiscal Year Ending June 30,</u>	<u>Amount</u>
2011	\$ 16,209
2012	<u>10,806</u>
Total minimum lease payments	27,015
Less: amount representing interest	<u>(1,802)</u>
Total	<u>\$ 25,213</u>

**NOTE 9 - LONG-TERM OBLIGATIONS**

A. During fiscal year 2010, the following activity occurred in the long-term obligations of governmental activities.

	<u>Balance</u>	<u>Additions</u>	<u>Reductions</u>	<u>Balance</u>	<u>Amounts</u>
	<u>06/30/09</u>			<u>06/30/10</u>	<u>Due in</u>
					<u>One Year</u>
<b>Governmental activities:</b>					
Notes payable	\$ -	\$ 291,574	\$ -	291,574	\$ 27,040
Compensated absences	205,504	81,229	(49,107)	237,626	47,663
Capital lease obligation	<u>38,809</u>	<u>-</u>	<u>(13,596)</u>	<u>25,213</u>	<u>14,724</u>
Total long-term obligations, governmental activities	<u>\$ 244,313</u>	<u>\$ 372,803</u>	<u>\$ (62,703)</u>	<u>\$ 554,413</u>	<u>\$ 89,427</u>

Compensated Absences: Compensated absences will be paid from the fund from which the employees' salaries are paid, which consist of the general fund, food service fund (a nonmajor governmental fund), and Title I fund.

**BLOOMFIELD-MESPO LOCAL SCHOOL DISTRICT  
TRUMBULL COUNTY, OHIO**

NOTES TO THE BASIC FINANCIAL STATEMENTS  
FOR THE FISCAL YEAR ENDED JUNE 30, 2010

**NOTE 9 - LONG-TERM OBLIGATIONS - (Continued)**

*Tax Anticipation Notes, Series 2009:* On November, 9, 2009, the District issued tax anticipation notes (qualified school construction bonds) to provide funds for various building improvements. These notes are general obligations of the District for which the full faith and credit of the District is pledged for repayment. Accordingly, such unmatured obligations of the District are accounted for in the statement of net assets. Payments of principal and interest relating to this note will be recorded as an expenditure in the debt service fund.

The notes were issued in the amount of \$291,574 and mature on September 15, 2019. The stated interest rate of the notes is 1.65% and interest payments are due on March 15 and September 15 of each year.

The following is a summary of the future debt service requirements to maturity for the tax anticipation notes:

Fiscal Year Ending June 30,	Tax Anticipation Notes		
	Principal	Interest	Total
2011	\$ 27,040	\$ 2,405	\$ 29,445
2012	27,490	4,365	31,855
2013	27,948	3,911	31,859
2014	28,413	3,450	31,863
2015	28,885	2,981	31,866
2016 - 2020	<u>151,798</u>	<u>7,596</u>	<u>159,394</u>
Total	<u>\$ 291,574</u>	<u>\$ 24,708</u>	<u>\$ 316,282</u>

**B. Legal Debt Margin**

The Ohio Revised Code provides that voted net general obligation debt of the District shall never exceed 9% of the total assessed valuation of the District. The code further provides that unvoted indebtedness shall not exceed 1/10 of 1% of the property valuation of the District. The code additionally states that unvoted indebtedness related to energy conservation debt shall not exceed 9/10 of 1% of the property valuation of the District. The assessed valuation used in determining the District's legal debt margin has been modified by House Bill 530 which became effective March 30, 2006. In accordance with House Bill 530, the assessed valuation used in the District's legal debt margin calculation excluded tangible personal property used in business, telephone or telegraph property, interexchange telecommunications company property and personal property owned or leased by a railroad company and used in railroad operations. The effects of these debt limitations at June 30, 2010, are a voted debt margin of \$4,692,705 (including available funds of \$13,881) and an unvoted debt margin of \$51,987.

**NOTE 10 - RISK MANAGEMENT**

**A. Comprehensive**

The District is exposed to various risks of loss related to torts, theft of, damage to, and destruction of assets; errors and omissions; injuries to employees; and natural disasters. The District maintains comprehensive commercial insurance coverage for real property, building contents, vehicles and general liability.

**BLOOMFIELD-MESPO LOCAL SCHOOL DISTRICT  
TRUMBULL COUNTY, OHIO**

NOTES TO THE BASIC FINANCIAL STATEMENTS  
FOR THE FISCAL YEAR ENDED JUNE 30, 2010

**NOTE 10 - RISK MANAGEMENT - (Continued)**

Vehicle policies include liability coverage for bodily injury and property damage. The liability limits are \$1,000,000 for each accident, and uninsured motorist of \$50,000 for each accident.

Real property and contents are fully insured. Real property is 90% co-insured. Limits of insurance on real property and equipment are \$6,855,501 with a deductible of \$1,000.

The District liability policy has a limit of \$1,000,000 for each occurrence and \$3,000,000 aggregate. The District's errors and omissions policy has a \$1,000,000 limit with deductible of \$5,000.

Settled claims resulting from these risks have not exceeded the commercial insurance coverage in any of the past three fiscal years. There has been no significant reduction in amounts of insurance coverage from fiscal 2009.

**B. Health, Vision and Life Insurance**

The District has joined together with other school districts in the state to form the Trumbull County School's Employee Benefit Insurance Consortium (Consortium), a public entity risk pool currently operating as a common risk management and insurance program for 16 member school districts in Trumbull County. The District pays a monthly premium to the Consortium for its insurance coverage. It is intended that the Consortium will be self-supporting through member premiums. The monthly premium includes a specific and aggregate stop loss premium paid to General American Insurance. The specific individual stop loss is \$100,000 per year. The aggregate stop loss is 105% of yearly anticipated claims.

The District provides health, vision and life insurance coverage for employees. The health insurance coverage is administered by Medical Mutual of Ohio, a third party administrator. Vision Service Plan administers the vision coverage. Fort Dearborn Life Insurance Company provides the life insurance coverage. The District pays the insurance premiums, as a fringe benefit for the employees. Employees hired prior to July 1, 2009 pay 5% and employees hired after July 1, 2009 pay 10% of their health insurance premium.

Post employment health care is provided to plan participants or their beneficiaries through the respective retirement systems discussed in Note 12. As such, no funding provisions are required by the District.

**C. Workers' Compensation**

For fiscal year 2010, the District participated in the OASBO Workers' Compensation Group Rating Program (GRP), an insurance purchasing pool. The intent of the GRP is to achieve the benefit of a reduced premium for the District by virtue of its grouping and representation with other participants in the GRP. The workers' compensation experience of the participating school districts is tiered into groups based upon past workers' compensation experience. Within each tiered group, a common premium rate is applied to all school districts within that group. Each participant pays its workers' compensation premium to the state based on the rate for the GRP rather than its individual rate. Total savings are then calculated and each participant's individual performance is compared to the overall savings percentage of their tiered group. Participation in the GRP is limited to school districts that can meet the GRP's selection criteria. The firm of CompManagement, Inc. provides administrative, cost control and actuarial services to the GRP.

**BLOOMFIELD-MESPO LOCAL SCHOOL DISTRICT  
TRUMBULL COUNTY, OHIO**

NOTES TO THE BASIC FINANCIAL STATEMENTS  
FOR THE FISCAL YEAR ENDED JUNE 30, 2010

**NOTE 11 - PENSION PLANS**

**A. School Employees Retirement System**

Plan Description - The District contributes to the School Employees Retirement System (SERS), a cost-sharing, multiple-employer defined benefit pension plan. SERS provides retirement, disability, survivor benefits, annual cost-of-living adjustments, and death benefits to plan members and beneficiaries. Authority to establish and amend benefits is provided by Chapter 3309 of the Ohio Revised Code. SERS issues a publicly available, stand-alone financial report that includes financial statements and required supplementary information. That report may be obtained by writing to the School Employees Retirement System, 300 East Broad Street, Suite 100, Columbus, Ohio 43215-3746. It is also posted on the SERS' Ohio website, [www.ohsers.org](http://www.ohsers.org), under *Employers/Audit Resources*

Funding Policy - Plan members are required to contribute 10 percent of their annual covered salary and the District is required to contribute at an actuarially determined rate. The current District rate is 14 percent of annual covered payroll. A portion of the District's contribution is used to fund pension obligations with the remainder being used to fund health care benefits. For fiscal year 2010, 12.78 percent of annual covered salary was the portion used to fund pension obligations. The contribution requirements of plan members and employers are established and may be amended by the SERS' Retirement Board up to a statutory maximum amount of 10 percent for plan members and 14 percent for employers. Chapter 3309 of the Ohio Revised Code provides statutory authority for member and employer contributions. The District's required contributions for pension obligations to SERS for the fiscal years ended June 30, 2010, 2009 and 2008 were \$76,344, \$52,374 and \$48,787, respectively; 45.07 percent has been contributed for fiscal year 2010 and 100 percent for fiscal years 2009 and 2008.

**B. State Teachers Retirement System of Ohio**

Plan Description - The District participates in the State Teachers Retirement System of Ohio (STRS Ohio), a cost-sharing, multiple-employer public employee retirement plan. STRS Ohio provides retirement and disability benefits to members and death and survivor benefits to beneficiaries. STRS Ohio issues a stand-alone financial report that may be obtained by writing to STRS Ohio, 275 E. Broad St., Columbus, OH 43215-3771, by calling (888) 227-7877, or by visiting the STRS Ohio Web site at [www.strsoh.org](http://www.strsoh.org).

New members have a choice of three retirement plans, a Defined Benefit (DB) Plan, a Defined Contribution (DC) Plan and a Combined Plan. The DB plan offers an annual retirement allowance based on final average salary times a percentage that varies based on years of service, or an allowance based on a member's lifetime contributions and earned interest matched by STRS Ohio funds divided by an actuarially determined annuity factor. The DC Plan allows members to place all their member contributions and employer contributions equal to 10.5 percent of earned compensation into an investment account. Investment decisions are made by the member. A member is eligible to receive a retirement benefit at age 50 and termination of employment. The member may elect to receive a lifetime monthly annuity or a lump sum withdrawal. The Combined Plan offers features of both the DC Plan and the DB Plan. In the Combined Plan, member contributions are invested by the member, and employer contributions are used to fund the defined benefit payment at a reduced level from the regular DB Plan. The DB portion of the Combined Plan payment is payable to a member on or after age 60; the DC portion of the account may be taken as a lump sum or converted to a lifetime monthly annuity at age 50. Benefits are established by Chapter 3307 of the Ohio Revised Code.

**BLOOMFIELD-MESPO LOCAL SCHOOL DISTRICT  
TRUMBULL COUNTY, OHIO**

NOTES TO THE BASIC FINANCIAL STATEMENTS  
FOR THE FISCAL YEAR ENDED JUNE 30, 2010

**NOTE 11 - PENSION PLANS - (Continued)**

A DB or Combined Plan member with five or more years credited service who becomes disabled may qualify for a disability benefit. Eligible spouses and dependents of these active members who die before retirement may qualify for survivor benefits. Members in the DC Plan who become disabled are entitled only to their account balance. If a member of the DC Plan dies before retirement benefits begin, the member's designated beneficiary is entitled to receive the member's account balance.

Funding Policy - For fiscal year 2010, plan members were required to contribute 10 percent of their annual covered salaries. The District was required to contribute 14 percent; 13 percent was the portion used to fund pension obligations. Contribution rates are established by the State Teachers Retirement Board, upon recommendations of its consulting actuary, not to exceed statutory maximum rates of 10 percent for members and 14 percent for employers. Chapter 3307 of the Ohio Revised Code provides statutory authority for member and employer contributions.

The District's required contributions for pension obligations to STRS Ohio for the fiscal years ended June 30, 2010, 2009 and 2008 were \$202,351, \$198,997 and \$188,401, respectively; 83.48 percent has been contributed for fiscal year 2010 and 100 percent for fiscal years 2009 and 2008. Contributions to the DC and Combined Plans for fiscal year 2010 were \$11,082 made by the District and \$7,915 made by the plan members.

**C. Social Security System**

Effective July 1, 1991, all employees not otherwise covered by the SERS/STRS Ohio have an option to choose Social Security or the SERS/STRS Ohio. As of June 30, 2010, certain members of the Board of Education have elected Social Security. The District's liability is 6.2 percent of wages paid.

**NOTE 12 - POSTEMPLOYMENT BENEFITS**

**A. School Employees Retirement System**

Plan Description - The District participates in two cost-sharing, multiple employer postemployment benefit plans administered by the School Employees Retirement System (SERS) for non-certificated retirees and their beneficiaries, a Health Care Plan and a Medicare Part B Plan. The Health Care Plan includes hospitalization and physicians' fees through several types of plans including HMO's, PPO's, Medicare Advantage, and traditional indemnity plans. A prescription drug program is also available to those who elect health coverage. SERS employs two third-party administrators and a pharmacy benefit manager to manage the self-insurance and prescription drug plans, respectively. The Medicare Part B Plan reimburses Medicare Part B premiums paid by eligible retirees and beneficiaries as set forth in Chapter 3309.69 of the Ohio Revised Code. Qualified benefit recipients who pay Medicare Part B premiums may apply for and receive a monthly reimbursement from SERS. The reimbursement amount is limited by statute to the lesser of the January 1, 1999 Medicare Part B premium or the current premium. The Medicare Part B premium for calendar year 2009 was \$96.40 and SERS' reimbursement to retirees was \$45.50. Benefit provisions and the obligations to contribute are established by the System based on authority granted by State statute. The financial reports of both Plans are included in the SERS Comprehensive Annual Financial Report which is available by contacting SERS at 300 East Broad St., Suite 100, Columbus, Ohio 43215-3746. It is also posted on the SERS' Ohio website, [www.ohsers.org](http://www.ohsers.org), under *Employers/Audit Resources*.



**BLOOMFIELD-MESPO LOCAL SCHOOL DISTRICT  
TRUMBULL COUNTY, OHIO**

NOTES TO THE BASIC FINANCIAL STATEMENTS  
FOR THE FISCAL YEAR ENDED JUNE 30, 2010

**NOTE 12 - POSTEMPLOYMENT BENEFITS - (Continued)**

Funding Policy - State statute permits SERS to fund the health care benefits through employer contributions. Each year, after the allocation for statutorily required benefits, the Retirement Board allocates the remainder of the employer contribution of 14 percent of covered payroll to the Health Care Fund. The Health Care Fund was established and is administered in accordance with Internal Revenue Code Section 105(e). For 2010, 0.46 percent of covered payroll was allocated to health care. An additional health care surcharge on employers is collected for employees earning less than an actuarially determined minimum compensation amount, pro-rated according to service credit earned. Statutes provide that no employer shall pay a health care surcharge greater than 2.0 percent of that employer's SERS-covered payroll; nor may SERS collect in aggregate more than 1.5 percent of the statewide SERS-covered payroll for the health care surcharge. For fiscal year 2010, the actuarially determined amount was \$35,800.

Active members do not contribute to the postemployment benefit plans. The Retirement Board establishes the rules for the premiums paid by the retirees for health care coverage for themselves and their dependents or for their surviving beneficiaries. Premiums vary depending on the plan selected, qualified years of service, Medicare eligibility and retirement status.

The District's contributions for health care (including surcharge) for the fiscal years ended June 30, 2010, 2009, and 2008 were \$12,085, \$34,777 and \$32,339, respectively; 45.07 percent has been contributed for fiscal year 2010 and 100 percent for fiscal years 2009 and 2008.

The Retirement Board, acting with advice of the actuary, allocates a portion of the employer contribution to the Medicare B Fund. For fiscal year 2010, this actuarially required allocation was 0.76 percent of covered payroll. The District's contributions for Medicare Part B for the fiscal years ended June 30, 2010, 2009, and 2008 were \$4,540, \$4,321 and \$3,515, respectively; 45.07 percent has been contributed for fiscal year 2010 and 100 percent for fiscal years 2009 and 2008.

**B. State Teachers Retirement System of Ohio**

Plan Description - The District contributes to the cost sharing, multiple employer defined benefit Health Plan (the "Plan") administered by the State Teachers Retirement System of Ohio (STRS Ohio) for eligible retirees who participated in the defined benefit or combined pension plans offered by STRS Ohio. Benefits include hospitalization, physicians' fees, prescription drugs and reimbursement of monthly Medicare Part B premiums. The Plan is included in the report of STRS Ohio which may be obtained by visiting [www.strsoh.org](http://www.strsoh.org) or by calling (888) 227-7877.

Funding Policy - Ohio law authorizes STRS Ohio to offer the Plan and gives the Retirement Board authority over how much, if any, of the health care costs will be absorbed by STRS Ohio. Active employee members do not contribute to the Plan. All benefit recipients pay a monthly premium. Under Ohio law, funding for post-employment health care may be deducted from employer contributions. For 2010, STRS Ohio allocated employer contributions equal to 1 percent of covered payroll to the Health Care Stabilization Fund. The District's contributions for health care for the fiscal years ended June 30, 2010, 2009, and 2008 were \$15,565, \$15,307 and \$14,492, respectively; 83.48 percent has been contributed for fiscal year 2010 and 100 percent for fiscal years 2009 and 2008.

**BLOOMFIELD-MESPO LOCAL SCHOOL DISTRICT  
TRUMBULL COUNTY, OHIO**

NOTES TO THE BASIC FINANCIAL STATEMENTS  
FOR THE FISCAL YEAR ENDED JUNE 30, 2010

**NOTE 13 - BUDGETARY BASIS OF ACCOUNTING**

While reporting financial position, results of operations, and changes in fund balance on the basis of generally accepted accounting principles (GAAP), the budgetary basis as provided by law is based upon accounting for certain transactions on a basis of cash receipts and disbursements.

The statement of revenues, expenditures and changes in fund balance - budget and actual (non-GAAP budgetary basis) presented for the general fund and the Title I fund are presented on the budgetary basis to provide a meaningful comparison of actual results with the budget. The major differences between the budget basis and the GAAP basis are that:

- (a) Revenues and other financing sources are recorded when received in cash (budget basis) as opposed to when susceptible to accrual (GAAP basis);
- (b) Expenditures and other financing uses are recorded when paid in cash (budget basis) as opposed to when the liability is incurred (GAAP basis); and,
- (c) In order to determine compliance with Ohio law, and to reserve that portion of the applicable appropriation, total outstanding encumbrances (budget basis) are recorded as the equivalent of an expenditure, as opposed to a reservation of fund balance for that portion of outstanding encumbrances not already recognized as an account payable (GAAP basis).

The adjustments necessary to convert the results of operations for the year on the budget basis to the GAAP basis for the general fund and Title I fund are as follows:

<b>Net Change in Fund Balance</b>	<u>General fund</u>	<u>Title I fund</u>
Budget basis	\$ (16,854)	\$ 1,520
Net adjustment for revenue accruals	30,669	(14,537)
Net adjustment for expenditure accruals	(2,169)	(2,052)
Net adjustment for other sources/uses	(33,950)	-
Adjustment for encumbrances	<u>750</u>	<u>-</u>
GAAP basis	<u>\$ (21,554)</u>	<u>\$ (15,069)</u>

**NOTE 14 - CONTINGENCIES**

**A. Grants**

The District receives significant financial assistance from numerous federal, State and local agencies in the form of grants. The disbursement of funds received under these programs generally requires compliance with terms and conditions specified in the grant agreements and are subject to audit by the grantor agencies. Any disallowed claims resulting from such audits could become a liability of the District. However, in the opinion of management, any such disallowed claims will not have a material effect on the financial position of the District.

**BLOOMFIELD-MESPO LOCAL SCHOOL DISTRICT  
TRUMBULL COUNTY, OHIO**

NOTES TO THE BASIC FINANCIAL STATEMENTS  
FOR THE FISCAL YEAR ENDED JUNE 30, 2010

**NOTE 14 – CONTINGENCIES - (Continued)**

**B. Litigation**

The District is involved in no material litigation as either plaintiff or defendant.

**NOTE 15 - STATUTORY RESERVES**

The District is required by State law to set-aside certain general fund revenue amounts, as defined by statute, into various reserves. These reserves are calculated and presented on a cash basis. During the fiscal year ended June 30, 2010, the reserve activity was as follows:

	Textbooks/ Instructional Materials	Capital Acquisition	Budget Reserve
Set-aside balance as of June 30, 2009	\$ (64,166)	\$ -	\$ 13,233
Current year set-aside requirement	52,279	52,279	-
Current year offsets	-	(115,152)	-
Qualifying disbursements	<u>(44,653)</u>	<u>(68,412)</u>	<u>-</u>
Total	<u>\$ (56,540)</u>	<u>\$ (131,285)</u>	<u>\$ 13,233</u>
Balance carried forward to fiscal year 2011	<u>\$ (56,540)</u>	<u>\$ -</u>	<u>\$ 13,233</u>

Monies representing BWC refunds that were received prior to April 10, 2001, have been shown as a restricted asset and reserved fund balance in the general fund since allowable expenditures are restricted by State statute. The restricted BWC refunds are shown as Budget Reserve above.

The District had offsets and qualifying disbursements during the year that reduced the set-aside amounts below zero for the textbook/instructional materials reserve, this extra amount may be used to reduce the set-aside requirement for future years. The negative amount is therefore presented as being carried forward to next fiscal year.

Although the District had offsets and qualifying disbursements during the year that reduced the set-aside amounts below zero for the capital acquisition reserve, this extra amount may not be used to reduce the set-aside requirement for future years. The negative amount is therefore not presented as being carried forward to the next fiscal year.

In addition to the above statutory reserves, the District also received monies restricted for school bus purchases.

A schedule of the restricted assets at June 30, 2010 follows:

Amounts restricted for budget reserve	\$ 13,233
Amounts restricted for school bus purchases	<u>2,716</u>
Total	<u>\$ 15,949</u>

**THIS PAGE INTENTIONALLY LEFT BLANK.**

**BLOOMFIELD-MESPO LOCAL SCHOOL DISTRICT  
TRUMBULL COUNTY**

**FEDERAL AWARDS EXPENDITURES SCHEDULE  
FOR THE YEAR ENDED JUNE 30, 2010**

<b>Federal Grantor/ Pass Through Grantor Program Title</b>	<b>Grant Year</b>	<b>Federal CFDA Number</b>	<b>Receipts</b>	<b>Non-Cash Receipts</b>	<b>Expenditures</b>	<b>Non-Cash Expenditures</b>
<b>U.S. DEPARTMENT OF AGRICULTURE</b>						
<i>Passed Through Ohio Department of Education:</i>						
<i>Child Nutrition Cluster:</i>						
<i>Non-Cash Assistance (Food Distribution):</i>						
National School Lunch Program	2010	10.555		\$10,951		\$10,951
<i>Cash Assistance:</i>						
National School Breakfast Program	2009	10.553	\$764		\$764	
	2010		27,779		27,779	
Subtotal - CFDA No. 10.553			28,543		28,543	
National School Lunch Program	2009	10.555	1,185		1,185	
	2010		72,212		72,212	
Subtotal - CFDA No. 10.555			73,397		73,397	
<i>Total Child Nutrition Cluster</i>			101,940	10,951	101,940	10,951
Total U.S. Department of Agriculture			101,940	10,951	101,940	10,951
<b>U.S. DEPARTMENT OF EDUCATION</b>						
<i>Passed Through Ohio Department of Education:</i>						
<i>Title 1, Part A Cluster:</i>						
Grants to Local Educational Agencies - ESEA Title 1	2009	84.010	88,834		121,561	
	2010		431,935		421,476	
Subtotal - CFDA No. 84.010			520,769		543,037	
ARRA - Title I School Subsidy	2010	84.389	86,251		62,463	
<i>Total - Title 1, Part A Cluster</i>			607,020		605,500	
<i>Special Education Cluster:</i>						
Special Education Grants to States - (IDEA Part B)	2009	84.027			13,627	
	2010		99,559		98,995	
Subtotal - CFDA No. 84.027			99,559		112,622	
ARRA - IDEA Part B	2010	84.391	72,959		70,157	
<i>Total Special Education Cluster</i>			172,518		182,779	
Safe and Drug Free Schools Grant	2010	84.186	4,742		4,742	
Javits Gifted Grant	2010	84.206	500			
Technology State Grants - Title II-D	2010	84.318	4,533		4,533	
Improving Teacher Quality State Grants - Title II-A	2009	84.367	11,192		17,539	
	2010		7,295		2,638	
Subtotal - CFDA No. 84.367			18,487		20,177	
ARRA State Fiscal Stabilization Fund	2010	84.394	93,541		93,541	
Total U.S. Department of Education			901,341		911,272	
<b>Totals</b>			<b>\$1,003,281</b>	<b>\$10,951</b>	<b>\$1,013,212</b>	<b>\$10,951</b>

*The accompanying notes to this schedule are an integral part of this schedule.*

**BLOOMFIELD-MESPO LOCAL SCHOOL DISTRICT  
TRUMBULL COUNTY**

**NOTES TO THE FEDERAL AWARDS EXPENDITURES SCHEDULE  
FISCAL YEAR ENDED JUNE 30, 2010**

**NOTE A - SIGNIFICANT ACCOUNTING POLICIES**

The accompanying Federal Awards Expenditures Schedule (the Schedule) reports the Bloomfield-Mespo Local School District (the District) federal award programs' receipts and disbursements. The schedule has been prepared on the cash basis of accounting.

**NOTE B - CHILD NUTRITION CLUSTER**

The District commingles cash receipts from the U.S. Department of Agriculture with similar State grants. When reporting expenditures on this Schedule, the District assumes it expends federal monies first.

**NOTE C – FOOD DONATION PROGRAM**

The District reports commodities consumed on the Schedule at the entitlement value. The District allocated donated food commodities to the respective program that benefitted from the use of these donated food commodities.

**NOTE D - MATCHING REQUIREMENTS**

Certain Federal programs require the District to contribute non-Federal funds (matching funds) to support the Federally-funded programs. The District has met its matching requirements. The Schedule does not include the expenditure of non-Federal matching funds.



# Dave Yost • Auditor of State

## INDEPENDENT ACCOUNTANTS' REPORT ON INTERNAL CONTROL OVER FINANCIAL REPORTING AND ON COMPLIANCE AND OTHER MATTERS REQUIRED BY *GOVERNMENT AUDITING STANDARDS*

Bloomfield-Mespo Local School District  
Trumbull County  
2077 Park Road West  
North Bloomfield, Ohio 44450-0730

To The Board of Education:

We have audited the financial statements of the governmental activities, each major fund and the aggregate remaining fund information of Bloomfield-Mespo Local School District, Trumbull County, (the District) as of and for the year ended June 30, 2010, which collectively comprise the District's basic financial statements and have issued our report thereon dated February 18, 2011. We conducted our audit in accordance with auditing standards generally accepted in the United States of America and the standards applicable to financial audits contained in *Government Auditing Standards*, issued by the Comptroller General of the United States.

### Internal Control Over Financial Reporting

In planning and performing our audit, we considered the District's internal control over financial reporting as a basis for designing our audit procedures for the purpose of expressing our opinion on the financial statements, but not for the purpose of opining on the effectiveness of the District's internal control over financial reporting. Accordingly, we have not opined on the effectiveness of the District's internal control over financial reporting.

A *deficiency in internal control* exists when the design or operation of a control does not allow management or employees, when performing their assigned functions, to prevent, or detect and timely correct misstatements. A *material weakness* is a deficiency, or combination of internal control deficiencies resulting in more than a reasonable possibility that a material misstatement of the District's financial statements will not be prevented or detected and timely corrected.

Our consideration of internal control over financial reporting was for the limited purpose described in the first paragraph of this section and was not designed to identify all deficiencies in internal control over financial reporting that might be deficiencies, significant deficiencies or material weaknesses. We did not identify any deficiencies in internal control over financial reporting that we consider material weaknesses, as defined above.

### **Compliance and Other Matters**

As part of reasonably assuring whether the District's financial statements are free of material misstatement, we tested its compliance with certain provisions of laws, regulations, contracts, and grant agreements, noncompliance with which could directly and materially affect the determination of financial statement amounts. However, providing an opinion on compliance with those provisions was not an objective of our audit and accordingly, we do not express an opinion. The results of our tests disclosed no instances of noncompliance or other matters we must report under *Government Auditing Standards*.

We intend this report solely for the information and use of the audit committee, management, Board of Education, federal awarding agencies and pass-through entities and others within the District. We intend it for no one other than these specified parties.

A handwritten signature in black ink that reads "Dave Yost". The signature is written in a cursive style with a large, looping "D" and "Y".

**Dave Yost**  
Auditor of State

February 18, 2011





# Dave Yost • Auditor of State

## INDEPENDENT ACCOUNTANTS' REPORT ON COMPLIANCE WITH REQUIREMENTS APPLICABLE TO EACH MAJOR FEDERAL PROGRAM AND ON INTERNAL CONTROL OVER COMPLIANCE REQUIRED BY OMB CIRCULAR A-133

Bloomfield-Mespo Local School District  
Trumbull County  
2077 Park Road West  
North Bloomfield, Ohio 44450-0730

To the Board of Education:

### Compliance

We have audited the compliance of Bloomfield-Mespo Local School District (the District) with the types of compliance requirements described in the U.S. Office of Management and Budget (OMB) *Circular A-133, Compliance Supplement* that could directly and materially affect its major federal program for the year ended June 30, 2010. The summary of auditor's results section of the accompanying schedule of findings identifies the District's major federal program. The District's management is responsible for complying with the requirements of laws, regulations, contracts, and grants applicable to each major federal program. Our responsibility is to express an opinion on the District's compliance based on our audit.

We conducted our audit of compliance in accordance with auditing standards generally accepted in the United States of America; the standards applicable to financial audits included in the Comptroller General of the United States' *Government Auditing Standards*; and OMB Circular A-133, *Audits of States, Local Governments, and Non-Profit Organizations*. Those standards and OMB Circular A-133 require that we plan and perform the audit to reasonably assure whether noncompliance occurred with the compliance requirements referred to above that could directly and materially affect a major federal program. An audit includes examining, on a test basis, evidence about the District's compliance with those requirements and performing other procedures we considered necessary in the circumstances. We believe our audit provides a reasonable basis for our opinion. Our audit does not provide a legal determination on the District's compliance with those requirements.

In our opinion, Bloomfield-Mespo Local School District complied, in all material respects, with the requirements referred to above that could directly and materially affect its major federal program for the year ended June 30, 2010.

### Internal Control Over Compliance

The District's management is responsible for establishing and maintaining effective internal control over compliance with the requirements of laws, regulations, contracts, and grants applicable to federal programs. In planning and performing our audit, we considered the District's internal control over compliance with requirements that could directly and materially affect a major federal program, to determine our auditing procedures for the purpose of opining on compliance and to test and report on internal control over compliance in accordance with OMB Circular A-133, but not for the purpose of opining on the effectiveness of internal control over compliance. Accordingly, we have not opined on the effectiveness of the District's internal control over compliance.

*A deficiency in internal control over compliance* exists when the design or operation of a control over compliance does not allow management or employees, when performing their assigned functions, to prevent, or to timely detect and correct, noncompliance with a federal program compliance requirement. A *material weakness in internal control over compliance* is a deficiency, or combination of deficiencies, in internal control over compliance, such that there is a reasonable possibility that material noncompliance with a federal program compliance requirement will not be prevented, or timely detected and corrected.

Our consideration of internal control over compliance was for the limited purpose described in the first paragraph of this section and would not necessarily identify all deficiencies in internal control over compliance that might be deficiencies, significant deficiencies or material weaknesses. We did not identify any deficiencies in internal control over compliance that we consider to be material weaknesses, as defined above.

We intend this report solely for the information and use of the audit committee, management, Board of Education, federal awarding agencies, and pass-through entities and others within the District. It is not intended for anyone other than these specified parties.

A handwritten signature in black ink that reads "Dave Yost". The signature is written in a cursive style with a large, looping "Y" and "O".

**Dave Yost**  
Auditor of State

February 18, 2011

**BLOOMFIELD-MESPO LOCAL SCHOOL DISTRICT  
TRUMBULL COUNTY**

**SCHEDULE OF FINDINGS  
OMB CIRCULAR A -133 § .505  
JUNE 30, 2010**

**1. SUMMARY OF AUDITOR'S RESULTS**

<i>(d)(1)(i)</i>	Type of Financial Statement Opinion	Unqualified
<i>(d)(1)(ii)</i>	Were there any material control weaknesses reported at the financial statement level (GAGAS)?	No
<i>(d)(1)(ii)</i>	Were there any significant deficiencies in internal control reported at the financial statement level (GAGAS)?	No
<i>(d)(1)(iii)</i>	Was there any reported material noncompliance at the financial statement level (GAGAS)?	No
<i>(d)(1)(iv)</i>	Were there any material internal control weaknesses reported for major federal programs?	No
<i>(d)(1)(iv)</i>	Were there any significant deficiencies in internal control reported for major federal programs?	No
<i>(d)(1)(v)</i>	Type of Major Programs' Compliance Opinion	Unqualified
<i>(d)(1)(vi)</i>	Are there any reportable findings under § .510(a)?	No
<i>(d)(1)(vii)</i>	Major Programs (list): Title 1, Part A Cluster	CFDA Number: 84.010 and 84.389
<i>(d)(1)(viii)</i>	Dollar Threshold: Type A/B Programs	Type A: > \$ 300,000 Type B: all others
<i>(d)(1)(ix)</i>	Low Risk Auditee?	Yes

**2. FINDINGS RELATED TO THE FINANCIAL STATEMENTS  
REQUIRED TO BE REPORTED IN ACCORDANCE WITH GAGAS**

None

**3. FINDINGS AND QUESTIONED COSTS FOR FEDERAL AWARDS**

None

**This Page is Intentionally Left Blank.**



# Dave Yost • Auditor of State

**BLOOMFIELD MESPO LOCAL SCHOOL DISTRICT**

**TRUMBULL COUNTY**

**CLERK'S CERTIFICATION**

**This is a true and correct copy of the report which is required to be filed in the Office of the Auditor of State pursuant to Section 117.26, Revised Code, and which is filed in Columbus, Ohio.**

*Susan Babbitt*

**CLERK OF THE BUREAU**

**CERTIFIED  
MARCH 31, 2011**