

# Infor Enterprise Performance Accelerator Kit

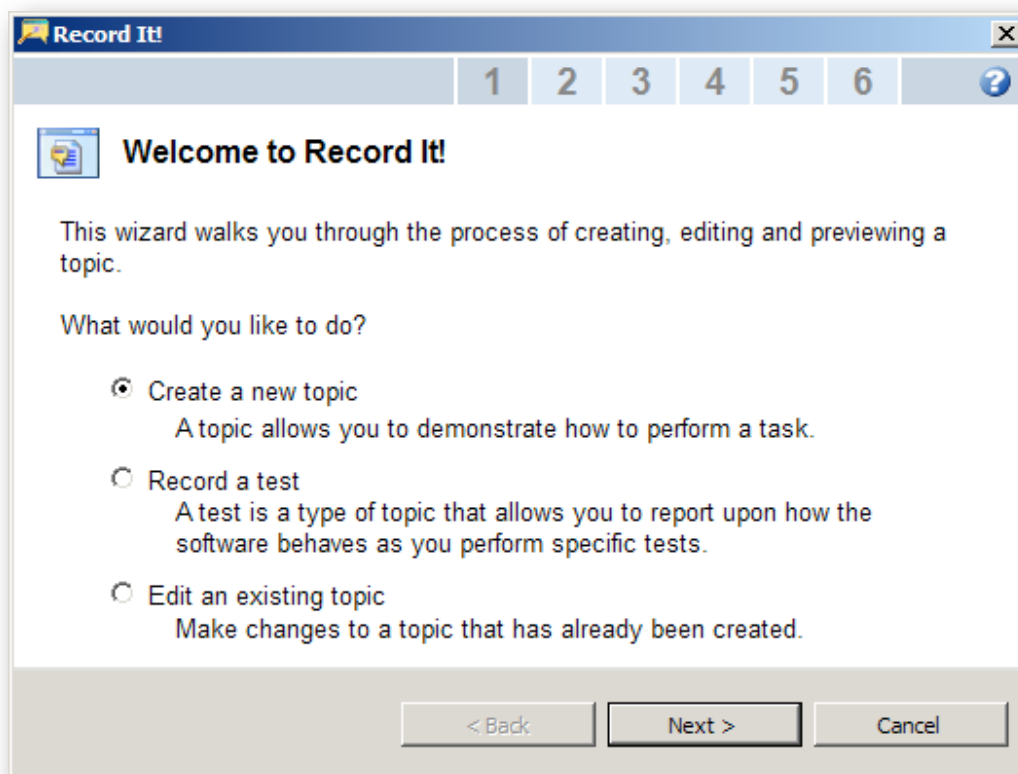
## What's New in EPAK 11.1, ESP 1?

*The Enterprise Performance Accelerator Kit Version 11.1 improves existing functionality and introduces powerful new features. EPAK 11.1 includes new and improved features for recording, testing, collaboration and communication that expand its value during the application implementation lifecycle.*

### Recording

The new Record It! feature makes it easy for anyone in your organization to participate in the content development lifecycle. Whether capturing institutional knowledge, documenting current application state or capturing the steps needed to recreate an issue, Record It! and the new simplified Topic Editor make it easy for anyone to quickly create and edit content in minutes with minimal training.

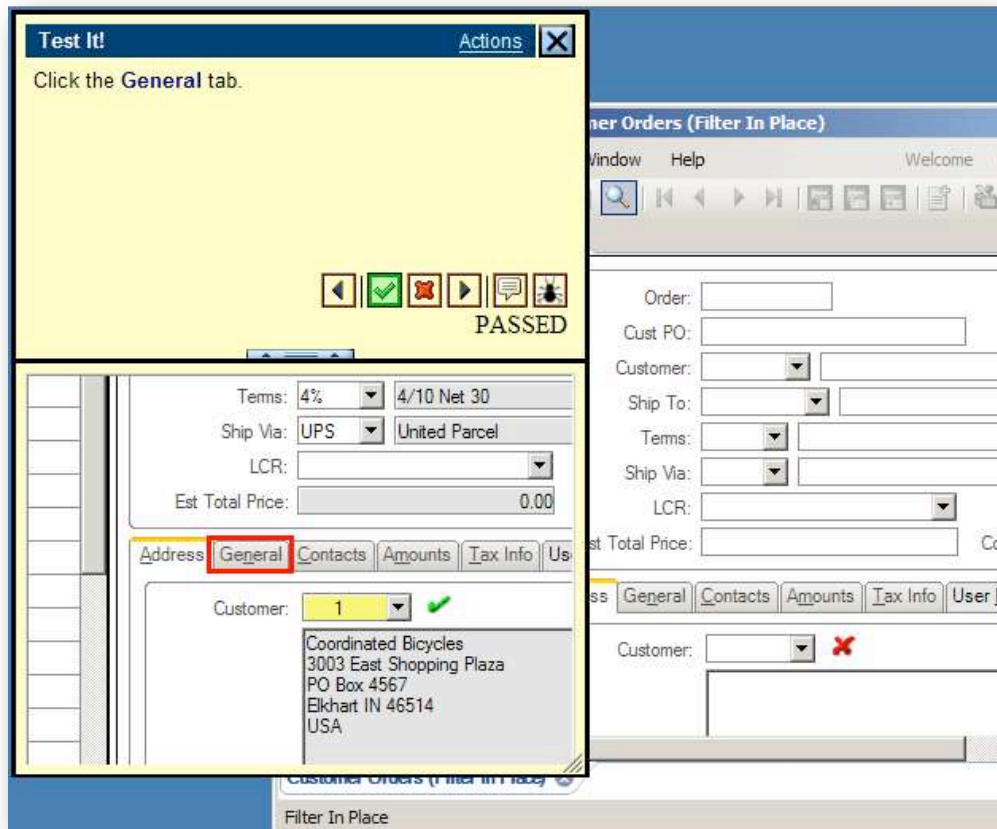
Process owners can easily review content, add author notes, and assign material to other team members for more detailed editing. The new collaboration features make it easy for your staff create content and share their knowledge and experience across your enterprise.



*Record It! Wizard*

## Testing

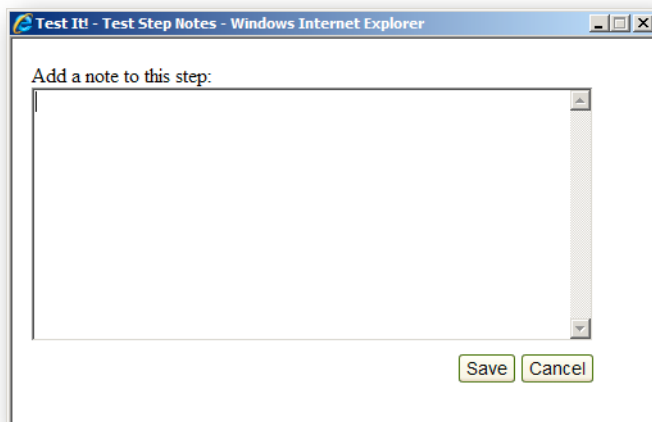
Ease the burden of user acceptance testing by using EPAK to create and deploy test plans and in-application tester support. With the addition of the new Comments Pane in the Topic editor, content authors can now add expected results to populate Test Case, Test Document and Test It! outputs with the expected behavior for each step of the test plan.



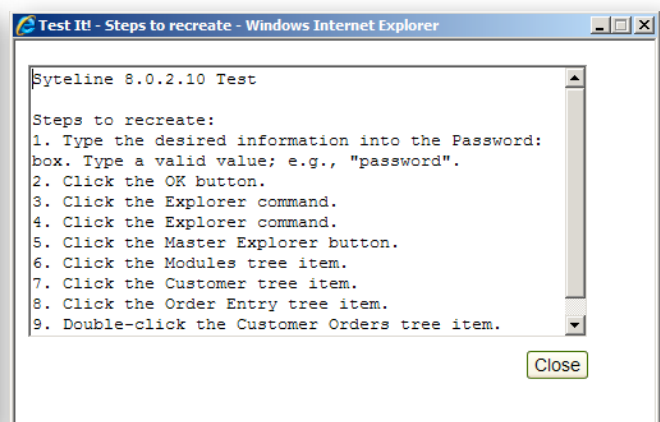
*Test It! Walkthrough Mode*

To assist in the execution of UAT, EPAK 11.1 introduces real time performance support specifically designed for testing. Test It! simulations guide the tester through a test plan and streamline the capturing and compiling of test step results and tester comments.

When issues are discovered, they are documented through a Test Step Notes editor which is linked to each test step. The process of logging defect reports is simplified with the ability to automatically generate the text of the steps necessary to recreate the problem.



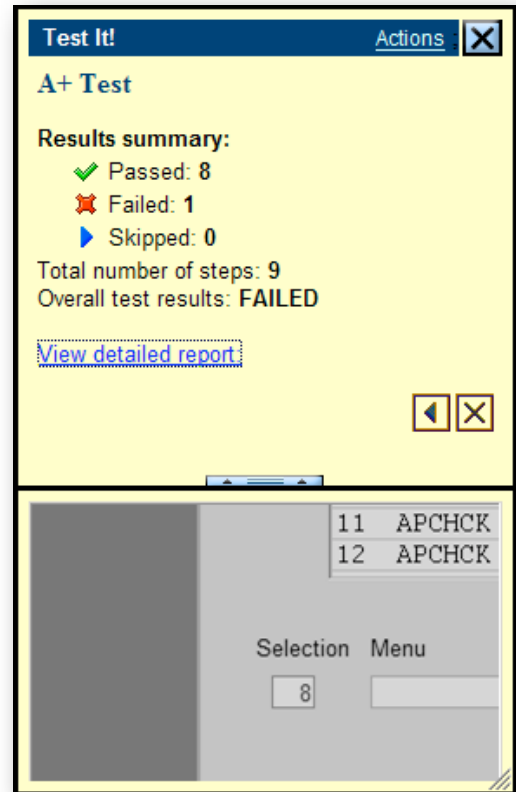
*Test It! Test Step Notes*



*Test It! Steps to Recreate Issue*

Available as a publishing option for the EPAK Player, Test It! can be published in any existing combination of Player modes enabling the tester to review test procedures in a simulated environment prior to running the actual tests.

EPAK content review can be accelerated using Test It! as a content review tool. Content reviewers can review topics in the Test It! player assigning pass or fail to each topic frame and can then provide feedback using the Test Step Notes to direct EPAK Authors to the issue or needed correction. At the completion of each Test It! topic, EPAK generates a test summary and detailed report which can be used to correct the issues.



Test It! Results

### Purpose of Test

### Test History

Date	Tester	Test Notes	Results
Mon Jun 25 2012	Enter tester	Enter notes	Failed

### Time to Test

Estimated Time	
Actual Time	00:01:26

### Test Setup

### Test Procedure



Test It! Details Report

## Topic Frame Commenting

A new control pane, Frame Comments, has been added to the Topic Editor to provide more focused and detailed step commenting and documentation. This is available in both the EPAK Developer Topic Editor and the new Record It! Wizard. Authors can now enhance content and knowledge transfer with author notes and instructor notes for every step in a business transaction. Authors can also use the new Expected Results Tab to enter details to evaluate the success or failure of a test step directly in the EPAK development environment simplifying test script creation and maintenance. The Expected Results are available in the Test Case, and Test Document Outputs as well as the new Test It! mode.

Author Notes can now be used to store internal notes at a topic frame level and can be added during recording and content editing.

Similar to Topic level Instructor Notes, Frame level Instructor Notes provide a method to communicate content guidance in curriculum development projects where content will be handed off for delivery. Instructor notes can be added to the Instructor Manual or other document outputs via a new document publishing style bookmark.

## EPAK Player on iPad

In support of the ever increasingly mobile workforce, EPAK 11.1.0.1 extends EPAK Player support to the Apple iPad. Optimized to support iOS interactions, users can access content on the go in See It!, Try It!, Know It! and Print outputs options. This first phase support for mobile technologies leverages EPAK's existing Player architecture to support the growing audience of mobile device users in today's enterprise.

## Technology and Performance Enhancements

The EPAK Player now supports:

- Mozilla Firefox 10.0
- Microsoft .Net 4.0
- Safari 5.0 and 5.1
- Google Chrome 20

## *About Infor.*

Infor is a leading provider of business software and services, helping more than 70,000 customers in 164 countries improve operations and drive growth. To learn more about Infor, please visit [www.infor.com](http://www.infor.com).

Infor Corporate Headquarters  
13560 Morris Road  
Suite 4100  
Alpharetta, Georgia 30004  
USA  
Phone: +1 (800) 260 2640

**INFOR**<sup>™</sup>