

T&B CAD Library Help Guide

2-D and 3-D CAD Models for over 2,300 electrical conduit and fittings products

The T&B CAD Library allows you to view and/or download CAD models in a variety of 2-D and 3-D formats to meet virtually any application requirement you may have.

3 Ways to Access the CAD Library:

1. Go to www.tnb.com/CADLibrary
2. Click the "Show Viewer" link on a Web Catalog data sheet that displays the function
3. Click "3D View" or "CAD Download" under the Specifications section of a Web Catalog page

Registration


- If you are not currently a registered T&B web site user, simply complete the one-time registration process at no charge to download CAD models for your own use
- You may view the 2-D and 3-D models via the T&B CAD Model Generator without registering, but only registered users may download CAD models

T&B Conduit Fittings

[Back](#)



[Click to Enlarge](#)



[Click to Enlarge](#)

[Printable PDF](#)

Where To Buy

Enter Zip Code:

Enter Quantity:

[Go](#)

[Product Submittal Package](#)

T&B Fittings


Liquidtight Flexible Metal Conduit Fittings & Accessories

T&B Catalog Number: **5232**
 UPC Number: 78621005232
 Description: 1/2" Straight steel liquidtight connector
 Status: Active

| Features | Ability to install quickly with low torque effort |
|---|---|
| Application | Used where flexible metal raceway is installed in outdoor or indoor locations where exposed to continuous or intermittent moisture. To positively bond conduit to box or enclosure. |
| General | |
| Material | Steel |
| Finish | Electro Zinc Plated with Chromate Coating |
| Conduit Size (inches) | 39815 |
| Dimension Information | |
| Dimension A (inches) | 1.3/8 |
| Dimension B (inches) | 1.9/16 |
| Dimension C (inches) | 9/16 |
| Conduit Size (inches) | 39815 |
| Specifications | |
| <input checked="" type="checkbox"/> View a CAD Drawing | Show Viewer |
| Log in Required before you can Download CAD drawings | |
| Accessories & Components | |
| Wiremesh Grips for Liquidtight Fittings | WMG-LT2 |
| Packaging | |
| Inner Package | 25 |
| Outer Package | 100 |
| Package Height | 6.31 |
| Package Length | 9.56 |
| Package Width | 8.63 |
| T&B Sold in UOM | Each |
| T&B Weight Per UOM | 17.8 lbs. per 100 |
| Application Support | |
| Product Overview | Click Here |

CAD Download Quick Tips

- 1 Register or Login
- 2 Select the size you want
- 3 3D preview tab – select "generate preview" button
- 4 CAD download tab – select your CAD system and hit "generate CAD" button



T&B CAD Library Help Guide

Registration is FREE!

Registered Users

Normally your name will appear at the top right of the web catalog page as shown below:

Welcome Back Woody Savage! Not Woody Savage?

Otherwise ... you should see a LOG IN link

[Login](#)

Current Registered users can simply click on this link and enter their email address to activate their sign on.

Non-Registered Users

Click on the LOG IN link to begin your brief one-time registration process. This simple three-step process will enable you create as many 2-D and 3-D model CAD downloads as you need whenever you need them. In addition, your registration will enable you to be kept current on the latest T&B product introductions and promotions.

1

[Login](#)

2

Please enter your E-mail address

[New Users Click Here](#)

3

[END USERS](#) [OEM](#) [MRO](#) [DISTRIBUTORS](#)

[PRODUCTS](#)
[BRANDS](#)
[SELECTOR GUIDES](#)
[SUPPORT](#)
U.S. ELECTRICAL WORLD

[Login](#)
[U.S. HOME](#) | [CATALOG SEARCH](#) | [MY PROFILE](#) | [FEEDBACK TO T&B](#) | [T&B.COM](#) | [HELP](#)

T&B Internet User Profile

Please complete this user profile so we can direct web content of specific interest to you and/or your company.

Your Email Address: (You will use your email address to log in.)

First Name:

Phone:

Company:

City:

Last Name:

Fax:

Address:

State/Province:


Postal Code: (required for U.S./Canada)

Country:

All information provided above will be used exclusively by T&B to enhance your web experience. Thomas & Betts will not make this information available to any other party/entity.

Thanks for your interest in T&B products!

[HOME](#) | [MY PROFILE](#) | [T&B.COM](#) | [HELP](#) | [POLICY](#)
 © Thomas & Betts 2002, 2003, 2004, 2005



T&B CAD Library Help Guide

Default View – 2-D Model

The Show Viewer link will open a new pane inside the detailed web catalog page you are currently viewing. By default, you will be shown the 2-D View of the current T&B Catalog Number.

1. T&B Catalog Number you are viewing (TRIB-50 example)
2. 2-D View (Default View)
3. 2-D Navigation Bar
4. Sizing Options (alternate sizes available)
5. Key Dimensions for item shown
6. Link to this Help Guide
7. Close Viewer (Return to Web Catalog Data Sheet Page)

Note: Your initial drawing will take 15-30 seconds to generate due to loading the model generator; subsequent drawings are relatively faster.

T&B CAD Model Generator

5231AL

Sizing Options


Conduit Size
3/8 [INCH]

3D Preview | 2D View | CAD Download

Close Viewer

For help with the 3D Model Viewer [click HERE](#)

| CN | A | B | C |
|----------|---------|--------|---------|
| Cat. No. | [INCH] | [INCH] | [INCH] |
| 5231AL | 1.14200 | 1 1/2 | 0.56300 |



T&B CAD Library Help Guide

2-D Navigation Bar



The question icon on the right of this tool bar will display the pop up window with simple-to-follow mouse navigation and button options.

Help

Mouse Navigation

| | |
|-------------------------|--------------------------|
| left & drag: | move |
| left & ctrl-key & drag: | zoom |
| double click: | center drawing on applet |

Buttons

| | |
|-----------------------|--------------------------------|
| Button outline: | show/hide black outlines |
| Button dashed line: | show/hide gray dashed lines |
| Button dimension: | show/hide blue dimension lines |
| Button diameter: | show/hide red diameter lines |
| Button fit to window: | center drawing on applet |

Alternate Size Views (works for both 2-D and 3-D models)

Should users desire to view alternate sizes for this basic configuration, they can choose available sizes from the drop down box(es) when applicable.

The image at right depicts the 3" version of the 3/8" bushing that we initially viewed.

T&B CAD Model Generator

[Close Viewer](#)

5231AL

Sizing Options

Conduit Size

3/8 [INCH]

3D Preview 2D View CAD Download

3D Model Viewer [click](#)

| | B [INCH] | C [INCH] |
|----|----------|----------|
| 1 | B | C |
| 10 | 1 1/2 | 0.56300 |


TRIB-50

Sizing Options

Size

3 [INCH]

- 1/2
- 3/4
- 1
- 1 1/4
- 1 1/2
- 2
- 2 1/2
- 3
- 3 1/2
- 4



T&B CAD Library Help Guide

3-D Preview

Users can access the 3-D Model in two easy steps.

1. Click on the 3D Preview Tab
2. Click on the Generate Preview button

The Navigation bar (number 3 in diagram below) will be described on the next page where you may manipulate the 3-D model in a variety of ways. Likewise, users may view alternate sizes of these 3-D views as well.

T&B CAD Model Generator

Enter Quantity: Specifications View or Download a CAD Drawing Show Viewer Close Viewer

TRIB-50

Sizing Options

Size
1/2 [INCH]

For help with the 3D Model Viewer [click HERE](#)

3D Preview 2D View CAD Download


Generate Preview

powered by PARTsolutions™

| CN | A [INCH] | B [INCH] | C [INCH] |
|----------|----------|----------|----------|
| Cat. No. | A | B | C |
| TRIB-50 | 0.597 | 1.288 | 1.050 |


Packaging Order Multiple 50

3-D Model Navigation Bar



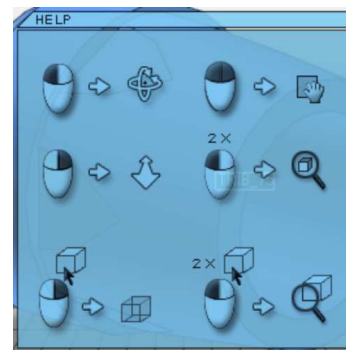
T&B CAD Library Help Guide

3-D Model Navigation Bar Descriptions



Icons from left to Right


| ACTION | ICON | 3-D MODEL NAVIGATION BAR DESCRIPTIONS |
|--------|------|---|
| 1 | | Hidden Line Representation |
| 2 | | Shaded Representation |
| 3 | | Shaded with Lines Representation |
| 4 | | Zoom Fit to Window |
| 5 | | Front View |
| 6 | | Rear View |
| 7 | | Left View |
| 8 | | Right View |
| 9 | | Top View |
| 10 | | Bottom View |
| 11 | | Isometric (Default) View |
| 12 | | Zoom to Fit Window |
| 13 | | Help Menu (Toggle On/Off; See Right) |
| 14 | | Adjust PC Processor/Graphic Adpater Speed |



3-D Help Menu

Mouse Navigation, from Top Left to Bottom Right:

- Left Mouse Button (Click & Hold) **TO** Rotate
- Left & Right Mouse Buttons (Click & Hold **TO** Pan
- Right Mouse Button (Click, Hold and Move Up) **TO** Zoom Up; (Click, Hold & Move Down) **TO** Zoom Down
- Left Mouse Button (Double Click) **TO** Zoom Fit to Window
- Right Mouse Button (Click on Shaded View) **TO** Hidden Line Representation
- Left Mouse Button (Double Click) **TO** Zoom Fit to Window



T&B CAD Library Help Guide

CAD Download Quick Tips

- 1 Register or Login
- 2 Select the size you want
- 3 3D preview tab – select “generate preview” button
- 4 CAD download tab – select your CAD system and hit “generate CAD” button

T&B CAD Model Generator

TRIB-50

Sizing Options

Size: 1/2 [INCH]

3D Preview | 2D View | **CAD Download**

AutoCAD 1 2 Generate CAD

SAT 3.0

- AutoCAD
- Catia
- Catia IUA
- Pro/E Wildfire
- SolidEdge
- SolidWorks**
- Unigraphics
- Mechanical Desktop
- IGES
- Inventor AIS 10
- Inventor AIS 11
- SAT 2.0
- SAT 2.1
- SAT 3.0
- SAT 4.0
- SAT 5.0
- SAT 5.3
- SAT 6.0
- STEP 2.03
- STEP 2.14a
- STEP 2.14b
- Parasolid Binary V15
- Parasolid Text V15
- DWG
- DXF
- Inventor

2D

- AutoCAD
- Cadkey CDL
- Catia IUA

Use the scroll bar to locate the CAD software and/or drawing type you wish to download.

1. Click on the desired software choice and then
2. Click on Generate CAD button

In a matter of seconds, you will be presented with a ZIP file containing your desired download.

When you are through viewing and /or downloading CAD drawings via the T&B CAD Model Generator, simply click on the Close Viewer link in the upper right corner of this panel to return to the web catalog page that you originally started from.