

# Denver's Big Day!

## The Story of Denver the Dog's Adoption



AMERICAN  
HUMANE

Coloring and Activity Book

## Also by American Humane

To order your copy, visit [www.americanhumane.org/products](http://www.americanhumane.org/products).



*American Humane KIDS: Kids Interacting With Dogs Safely™*  
coloring book



*Connecting With Cats*  
coloring and activity book



# AMERICAN HUMANE

*Protecting Children & Animals Since 1877*

American Humane's mission is to create a more humane and compassionate world by ending abuse and neglect of children and animals.

© 2010 American Humane Association.  
Original artwork by Nick Elias.

# Help, Denver Is Lost!

Gabby and Lexi have found a loose dog while walking home from school. Help them decide what to do by crossing out the unsafe choices and then coloring in the best choice.



**A**

Hug him.

**B**


Walk away.

**C**

Bring him home.

**D**

Tell an adult to call an Animal Control Officer.



Answer: D — Tell an adult to call an Animal Control Officer.

Animal Control Officers, or ACOs, are kind people whose job is to take care of lost pets until their family finds them or they are adopted by a new family. Did you know almost all cities and towns have an ACO?

Humane Eduardo is an Animal Control Officer. He is looking at lost pet posters to see if he can match them to any of the pets he found today. But each of the posters is missing something important! Can you help Humane Ed fix the posters by circling the letter of the item that is missing from each poster? Remember, a great poster has:

- A. A description of the pet with the pet's name
- B. A good photo of the pet
- C. The family's phone number
- D. Where the pet was last seen
- E. The date the pet was lost



Practice making a great lost pet poster!  
Make sure to include all of the important things you learned about.

# LOST PET

\_\_\_\_\_  
Pet's Name


\_\_\_\_\_  
Description

\_\_\_\_\_  
Where pet was last seen

\_\_\_\_\_  
Date pet was lost

\_\_\_\_\_  
Phone number\*

Draw a picture of the missing pet:



\* You may want to use a pretend phone number to keep your number safe.

# What Kind of Dog Is Right for You?

Henry's family is thinking about getting a dog, but there are important things to think about before they choose one. Sit down with the people in your home, and pretend you are adopting a dog while you fill out the checklist below.



If you do decide to adopt a dog, take this checklist with you to help choose the right one!

	Little	Some	A Lot	Yes or No
How much free time do you have? (feeding, walking, grooming, playing, etc.)				
How much extra money do you have? (food, supplies, yearly vet care, etc.)				
How much space do you have in your home?				
How active are the members of your home?				
How much shedding can you put up with?				
Is anyone in your home allergic to dogs?				
Do you have other dogs or cats at home?				
Are there young kids in your home?				
Is it OK to have the kind of dog you want, where you live?				

This is what Henry's household is looking for:

	Little	Some	A Lot	Yes or No
How much free time do you have? (feeding, walking, grooming, playing, etc.)		✓		
How much extra money do you have? (food, supplies, yearly vet care, etc.)		✓		
How much space do you have in your home?			✓	
How active are the members of your home?	✓			
How much shedding can you put up with?	✓			
Is anyone in your home allergic to dogs?				No
Do you have other dogs or cats at home?				No pets
Are there young kids in your home?				Yes, older brother
Is it OK to have the kind of dog you want, where you live?				Landlord said yes!

# What Supplies Does a New Dog Need?

Henry and his family are getting the supplies they need to adopt a new dog. As you color, circle all of the things a new dog needs to be happy and healthy!



- Medicine
- Food
- Dish
- Leash
- Collar
- Tag
- Toys
- Bed
- Crate
- Vaccine
- Vet
- Training
- Treats
- Exercise
- Water
- Home




All pets also need things that are hard to draw — like love and time. Can you think of a way to draw these things? Can you think of anything else a dog might need?

## Denver's First Day at the Shelter

Read the story about Denver's first day at the shelter. Next, write the numbers 1 through 4 on the pictures to put them in the correct order and color the pictures.

When Denver arrives at the shelter, a veterinarian makes sure he is healthy and gives him important vaccinations. Then, a kind shelter worker gives Denver a bath and a haircut to get rid of his itchy fleas and hair snarls. Next, Denver goes for a walk with a trained volunteer. Finally, Denver is put into his clean kennel, where he gets supper and a chew toy, then settles down for the night.





# Henry Visits the Vet


Henry and his family visit a local veterinarian to talk about getting a new dog. Unscramble the words below to find out what you should talk to a veterinarian about before getting a new pet. Don't forget to color the picture!



Hwromrate \_\_\_\_\_  
 Faels \_\_\_\_\_  
 Mihicopr \_\_\_\_\_  
 Eamxs \_\_\_\_\_

Vanceisc \_\_\_\_\_  
 Tksic \_\_\_\_\_  
 Nurnittio \_\_\_\_\_  
 Ntuere \_\_\_\_\_

Gimorgon \_\_\_\_\_  
 Wrsom \_\_\_\_\_  
 Hlathe \_\_\_\_\_  
 Sghinded \_\_\_\_\_



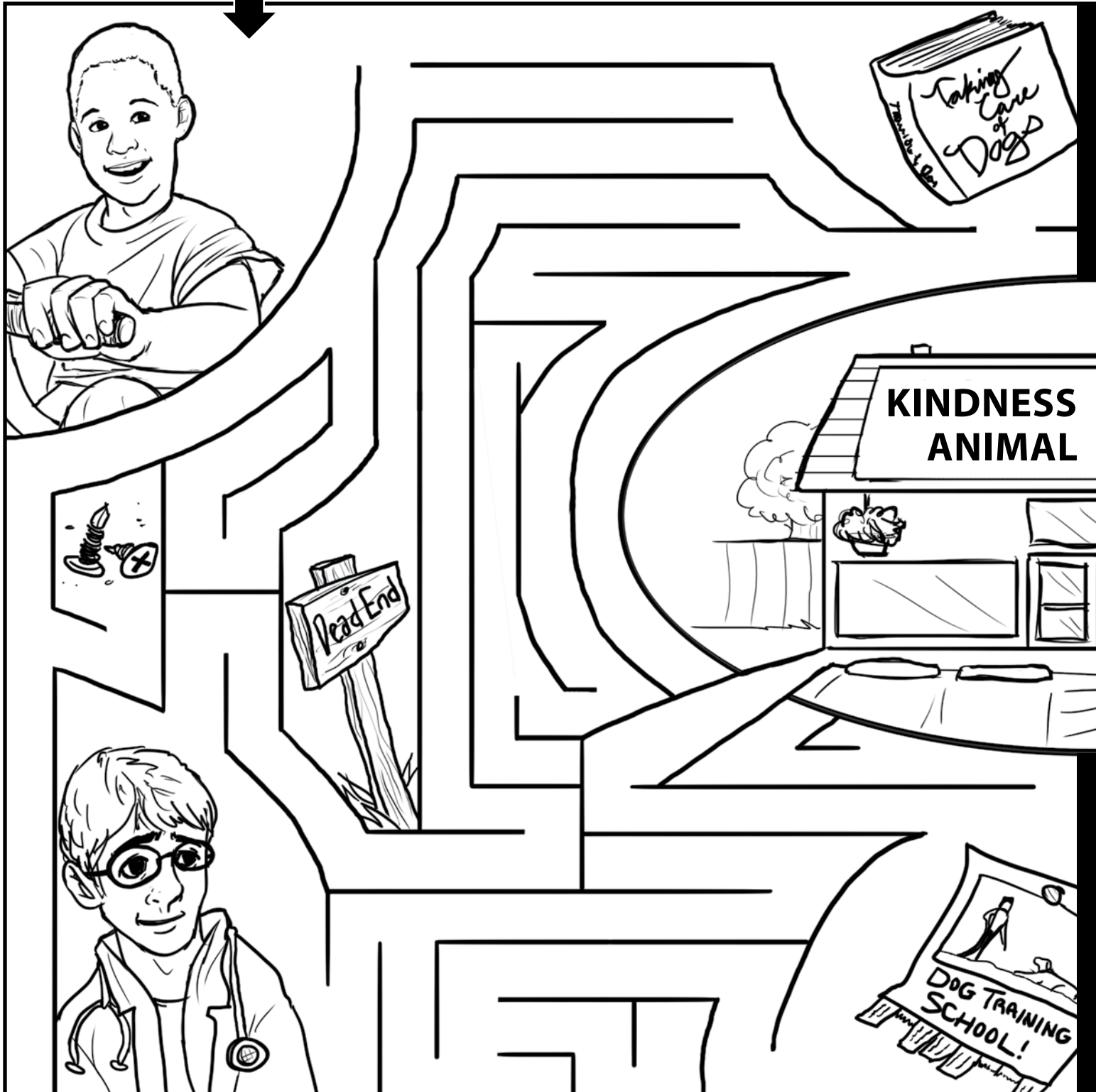
Heartworm  
 Fleas  
 Microchip  
 Exams  
 Vaccines  
 Ticks  
 Neuter  
 Nutrition  
 Health  
 Shedding  
 Grooming  
 Worms


Veterinarians, or vets, are animal doctors. They know all kinds of important things about many different types of pets!

# Getting to the Animal Shelter!


Help Henry and Denver each find their way to the shelter so they can meet for the first time. Watch out for wrong turns, and look for important stops along the way!

Henry Start Here!





Besides doing research about dogs, talking to a veterinarian and a dog trainer **before** you get your dog is a great way to choose the right one for you!



Denver Start Here!


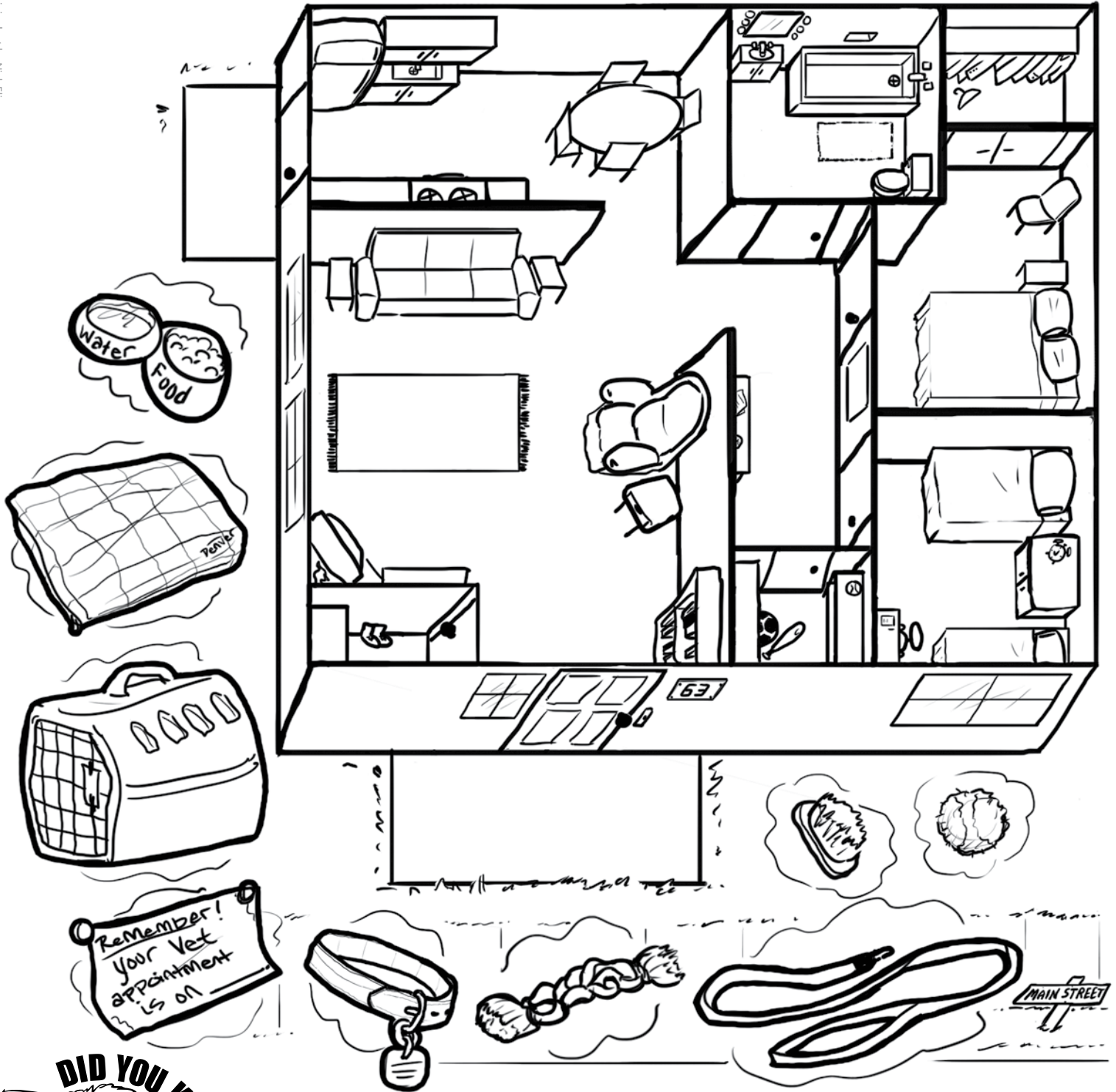
# Henry Finds Denver

When Henry arrives at the animal shelter, he loves all of the dogs and can't decide which one to choose! Can you help Henry's family choose the right dog by looking at their checklist and circling the dog that seems like a good match?



# Denver Comes Home

Help Henry put Denver's supplies away by drawing a line to where you'd like them to go inside the house.



Leashes and fenced areas are important for keeping dogs safe. Leash walking is a great way to give your dog the exercise and social time he needs!

# Henry and Denver Visit a Trainer


Henry and his family take Denver to visit a dog trainer to learn how to teach Denver good manners. Find the words that the trainer talks about in the box below.

*"Remember to always be kind and reward Denver for being good!"*



- COLLAR
- LEAVE IT
- CHEW
- TOYS
- POSITIVE
- STAY
- GOOD
- DOG
- ID TAG
- MANNERS
- CLICKER
- REWARD
- OFF
- DOWN
- LEASH
- EXERCISE
- TREATS
- SOCIALIZE
- COME
- SIT


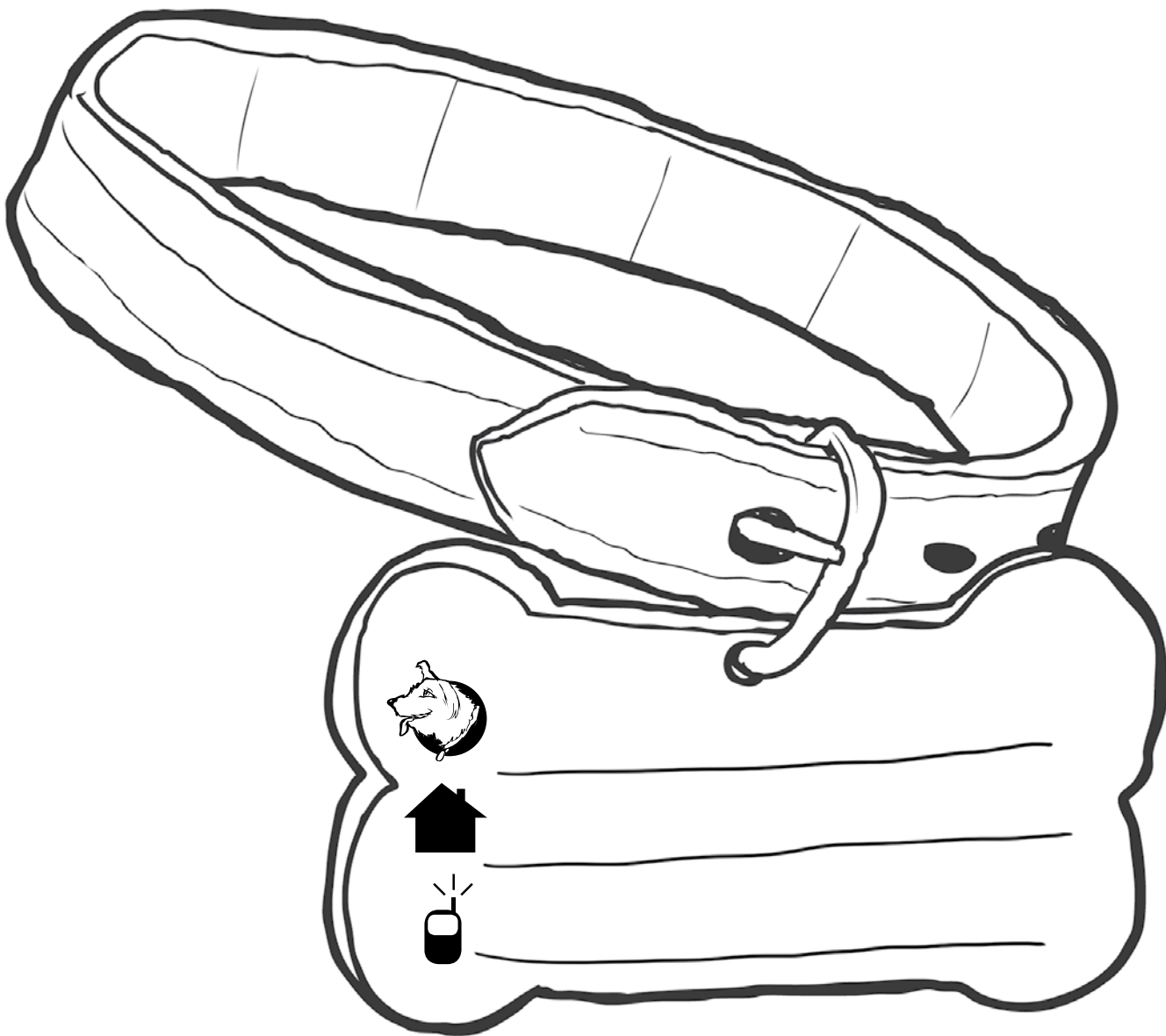
E	C	P	U	P	M	A	N	N	E	R	S	O	D	E
P	O	S	I	T	I	V	E	G	O	E	A	R	O	P
N	L	F	F	Q	L	N	L	V	K	W	C	J	W	S
O	L	E	A	U	E	O	I	D	T	A	G	S	N	O
T	A	X	I	C	A	S	Z	J	T	R	U	T	H	C
C	R	L	Z	H	S	E	G	O	O	D	D	O	G	I
L	T	E	E	E	H	P	A	T	I	E	N	C	E	A
I	A	A	A	W	C	M	G	C	O	M	E	O	W	L
C	I	V	K	T	B	E	X	E	R	C	I	S	E	I
K	L	E	I	O	S	T	A	Y	E	S	A	M	O	Z
E	C	I	N	Y	I	I	D	T	E	H	O	F	F	E
R	K	T	D	S	Y	W	T	D	P	R	A	I	S	E



Many dogs only get into trouble because they are bored. Plenty of exercise and good training will keep almost any dog well-behaved and happy!

# Help Henry Keep Denver Safe

Fill out the identification tag — or ID tag — to make sure Denver is always safe. You can make up a pretend address and phone number for Henry and Denver, or look at “Denver Comes Home” for clues about their real address. Or, practice making an ID tag for your own pet!




A microchip is like a permanent ID tag and is only the size of a grain of rice! Ask your vet about microchips.

# Dogs With Jobs


Did you know that lots of dogs have real jobs? From saving lives to helping humans do their work — there are all kinds of cool things dogs can do. Fill in the missing vowels (a, e, i, o or u) below to complete the words, then draw a line to match the dog with his job.

H \_ rd \_ ng D \_ g



Search and Rescue Dog

P \_ l \_ c \_ D \_ g



\_ ss \_ st \_ nc \_  
D \_ g



Assistance Dog



Police Dog

S \_ rch \_ nd R \_ sc \_ \_ D \_ g



Herding Dog



# Things You Can Do at Home!

## No-Bake Dog Treats

Making treats can be a great way to celebrate a special relationship with a dog. If you don't have a pet dog, consider contacting a neighbor, family member or local animal shelter to find out if you can make treats for their dogs!

### Ingredients:

- ¼ cup of grated cheddar cheese
- ¼ cup of grated swiss cheese
- 2 tablespoons of canola oil
- ½ cup of bran flakes (crumbled)
- Plastic wrap
- Cookie sheet or plate
- Spoon and butter knife



### Directions:

1. Wash your hands and your work area.
2. Combine the cheeses and oil together using a spoon or your hands.
3. Form the mixture into roughly the shape of a log (1 inch around and 8 inches long).
4. Cover the log in plastic wrap to help smooth and shape it.
5. Sprinkle crumbled bran flakes onto the counter or a plate.
6. Remove the plastic wrap and roll the log in the bran flakes to coat the outside.
7. Place the log on a cookie sheet or a plate and freeze for one hour.
8. Once the log has hardened, cut the log into ½-inch disc-shaped treats (you should get about 16).
9. Serve one to your dog to enjoy!
10. Store treats in the refrigerator for the next treat time.

## Doggie Treat Hide 'n' Seek

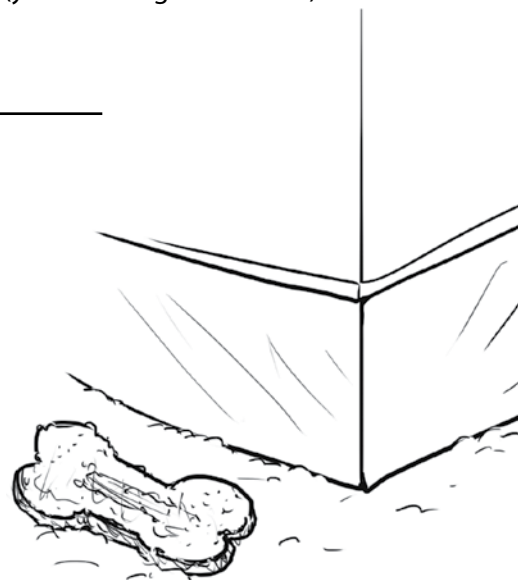
### Rules:

Once the game begins:

1. No touching the dog at all (until after he finds the cookie — then you can pet him!).
2. No yelling or running. Whisper and say as few words as possible!
3. No people food! Dog treats only.

### Instructions:

1. Gather 10 dog treats that are about the size of a quarter (you might have to break them).  
*You can make your own with the recipe in this activity book, or you can use pre-packaged dog treats already in your home or pieces of your dog's kibble.*
2. Choose one room in your home where the dog is allowed.
3. Place the 10 cookies in 10 different spots around the room where you can see them (don't let the dog see you hide them!).
4. Bring the dog into the room, and watch him find the cookies!  
*Help your dog by pointing, praising him as he gets closer and closer, and tell him what a good dog he is when he finds the cookie.*



### Advanced Ideas:

1. Once your dog gets good at this game, start hiding the cookies in spots where you can't see them, but the dog can still find them (under the edge of a rug, under the skirt of the couch, etc.).
2. Try hiding the treats outside, but make sure your yard is securely fenced in.
3. Have a family member time you and the dog to see how quickly your dog can find all of the treats!

## Dog Photo Frame

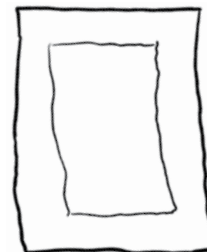
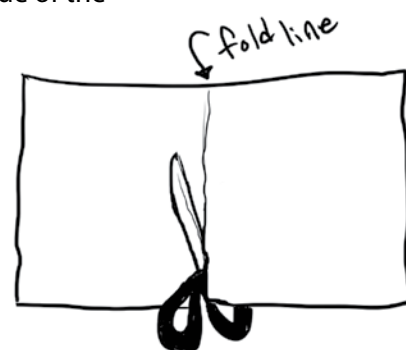
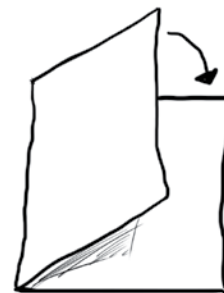
Personalizing a frame for your favorite doggie photo is a great way to decorate your room so you can always see your favorite friend.

### Supplies:

- Your favorite dog photo (square or rectangle shape)
- Cardboard, heavy-duty paper or construction paper
- Pencil, ruler, scissors and glue stick
- 2 inches of ribbon or string (to hang) or thin magnet strips (to put on the fridge)
- Decorating supplies, such as fabric, paints, markers, glitter, scrapbook materials, ink pad, stamps, ribbons, pencils, pens, crayons, etc.

### Directions:

1. Fold a sheet of paper in half.
2. Flatten the paper back out and cut along the fold line (you will have two halves the same size and shape).
3. Set one half to the side.
4. Center your photo on top of the other half and trace around the outside of the photo.
5. Set the photo to the side.
6. Using a ruler, draw a shape that is  $\frac{1}{4}$  inch smaller than the traced shape, on all four sides.
7. Cut out the shape you just measured to create a window.
8. Flip the paper with the window over and place it on a flat work area.
9. Decorate this side any way you want with whatever materials you choose. Allow it to dry completely.
10. Determine which side is the top of the frame and lay it decorated side down.
11. Add glue along the outside edge (away from the cut-out window) along both sides and the bottom, but not along the top.
12. Place the other piece of paper you had set aside earlier on top of the glue, making sure to line up the edges evenly.
13. Press the two pieces together.
14. Gently wipe away any excess glue and allow to dry completely.
15. Glue magnets or a loop of ribbon to the top of the back of the frame.
16. Insert your photo through the top opening and display in a special place.
17. Change the photo whenever you want to by sliding it out of the top opening.





# Responsibility – Where Does It Begin?

## First, make appropriate choices by asking:

- Can our family really handle this new responsibility?
- Does anyone in our home have pet allergies?
- Can we really afford a new pet?
- Do we have the time and space for a new pet?
- Do we have the landlord's permission?
- Will our new dog or puppy be safe with our family and other pets at home?

## Next, find the right dog:

- Adopt your dog from an animal shelter or humane organization, humane society, SPCA, breed-specific dog rescue group, etc.
- Do your homework. Many shelters and rescues will vaccinate and spay or neuter dogs before adoption, which saves adopters money, or they offer information on low-cost programs.

## Now, bring your new dog or puppy home:

- Plan ahead by learning what is needed and have it ready, including a collar and an ID tag.
- Make food and water easy to find.
- Provide safe spots to hide or rest, such as an open crate or a dog bed.
- Allow time for the dog to adjust.
- Keep your dog safe from harm by letting him outside in a fenced-in area, or keep him on a leash.
- Make a veterinary appointment, and have your dog microchipped during your first visit for permanent identification.
- Seek help with training by contacting a good local dog trainer.



Visit [www.americanhumane.org/products](http://www.americanhumane.org/products) to order more coloring books and other great American Humane products!



AMERICAN HUMANE

*Protecting Children & Animals Since 1877*

[www.americanhumane.org](http://www.americanhumane.org)