



Virginia Quilting Bedding Work Order Form

100 S Main St - P O Box 99 La Crosse, VA. 23950

Phone: 434-757-1809 Fax: 434-757-1855

Bill to Account #: _____ Ship to: _____

PO # _____

Sidemark: _____

Bedspreads/ Coverlets

Throw _____

Fitted _____

Waterfall _____

Comforter

Customer's own lining _____

VQ lining on Comforter _____

Duvet Cover

Unquilted _____

Quilted (1 side only) _____

Waterfall corner options (circle one):

Boxed

Wrapped

Inverted pleat

Size: Width _____ Length _____ Drop _____

Quilt Pattern: _____ Fiber Fill Options (circle one): 4 OZ 6 OZ 8 OZ 10 OZ

Spread/Coverlet Options

Welt on hem (1/4"-1/2") _____

Jumbo welt (3/4" - 1") _____

Banding _____

Ruffled edge _____

Scalloped hem _____

Prefab trim _____

Reverse sham _____

Duvet/Comforter Options

Welt on hem (1/4"-1/2") _____

Jumbo welt (3/4" - 1") _____

Banding _____

Ruffled edge _____

Prefab trim _____

Trim on 4th side _____

Round Corners _____

Button closure on duvet _____

Poly Fiber Duvet Insert (10oz)

Twin _____

Full _____

Queen _____

King _____

Other _____

Fabric # 1

Yardage: _____

Width/Repeat _____

Fabric Pattern/Color: _____

Fabric # 2

Yardage: _____

Width/Repeat _____

Fabric Pattern/Color: _____

Fabric # 3

Yardage: _____

Width/Repeat _____

Fabric Pattern/Color: _____

Special Instructions:



Virginia Quilting Pillow Sham & Bed Skirt Work Order Form

100 S Main St - P O Box 99 La Crosse, VA. 23950

Phone: 434-757-1809 Fax: 434-757-1855

Bill to Account #: _____ Ship to: _____

PO # _____

Sidemark: _____

BED SKIRTS Shirred Tailored Box Pleated Cluster Shirred Cluster Pleated

Size: Width _____ Length _____ Drop _____

Options:

Contrast pleat _____ Four sided drop _____ Velcro _____

Extra splits _____ Banding on hem (specify placement) _____

PILLOW SHAMS	Qty	Size	Sham Inserts
Corded	_____	Twin/King _____	Poly Fiber Fill _____
Ruffled	_____	Full _____	Down Like Fiber Fill _____
Top Stitch Flanged	_____	Queen _____	
Boxed	_____		

Options:

Banding _____ Pleated ruffle _____

Shirred banding _____ Welt (1/4"-1/2") _____

Double ruffle _____ Shirred welt _____

Envelope front _____ Mitered Flange _____

Knots on 4 corners _____ Contrast flange _____

Fabric # 1

Yardage: _____

Width/Repeat _____

Fabric Pattern/Color: _____

Fabric # 2

Yardage: _____

Width/Repeat _____

Fabric Pattern/Color: _____

Fabric # 3

Yardage: _____

Width/Repeat _____

Fabric Pattern/Color: _____

Special Instructions:



Virginia Quilting Pillow Work Order Form

100 S Main St - P O Box 99 La Crosse, VA. 23950
 Phone: 434-757-1809 Fax: 434-757-1855

Bill to Account #: _____ Ship to: _____
 PO # _____
 Sidemark: _____

Toss Pillows Unquilted _____ Quilted (Pattern) _____
 Size: _____ Quantity _____
 Insert Type: Poly Fiber Fill (VA Flair) _____ Down Like _____ Down _____

Options

Welt _____	Buttons _____	Double ruffle _____
Shirred welt _____	Multiple fabrics _____	Mitered flange _____
Starburst _____	Shirred boxed sizes _____	Envelope _____
Ruffle _____	Prefab trim _____	Lining on pillow _____
Pleated ruffle _____	Bowtie overlay _____	Boxed sides _____
Top stitched flange _____	Turkish corner _____	Banding _____
Shirred banding _____		

Bolsters & Neck Rolls

Diameter _____ Length _____

Insert Type: Poly Fiber Fill (VA Flair) _____ Down Like _____ Down _____

Options

Banding _____	Ruffled gathered _____	Shirred welt (1/4"-1/2") _____
Shirred banding _____	Prefab cord/trim _____	

Fabric # 1

Fabric # 2

Yardage: _____	Yardage: _____
Width/Repeat _____	Width/Repeat _____
Fabric Pattern/Color: _____	Fabric Pattern/Color: _____

Fabric # 3

Special Instructions:

Yardage: _____
 Width/Repeat _____
 Fabric Pattern/Color: _____



Virginia Quilting Headboard & Bench Work Order Form

100 S Main St - P O Box 99 La Crosse, VA. 23950
 Phone: 434-757-1809 Fax: 434-757-1855

Bill to Account #: _____ Ship to: _____

PO # _____

Sidemark: _____

Upholstered Headboard Unquilted _____ Quilted (Pattern) _____

Premium _____ Deluxe _____ Wall Mount _____ Style # _____

Size: Width _____ Height _____ Leg Height _____

Options

Buttons _____ Double cording _____ Deep button tufting _____

Nail tack _____ Extra padding _____ Shirred roll _____

Flat Roll _____

Benches

Parsons with tailored skirt _____ Parsons _____ Tuxedo _____

Parsons with gathered skirt _____ Parsons with pleated skirt _____

Size: Width _____ Height _____ Leg Height _____

Fabric # 1

Yardage: _____

Width/Repeat _____

Fabric Pattern/Color: _____

Fabric # 2

Yardage: _____

Width/Repeat _____

Fabric Pattern/Color: _____

Fabric # 3

Yardage: _____

Width/Repeat _____

Fabric Pattern/Color: _____

Special Instructions:

|



Virginia Quilting Table Cover Work Order Form

100 S Main St - P O Box 99 La Crosse, VA. 23950
Phone: 434-757-1809 Fax: 434-757-1855

Bill to Account #: _____ Ship to: _____

PO # _____

Sidemark: _____

Tablecovers Lined _____ Unlined _____

Style (circle one): Round Square Rectangle Vanity Kidney Sink Skirt Table Runner

Size Diameter _____ Height _____

Options

Banding _____ Fitted with box pleat drop _____ Prefab trim _____

Buttons _____ Pleated ruffle _____ Welt _____

Gathered ruffle _____ Fitted with straight drop _____

Placemats & Napkins

Shape (circle one): Rectangle Octagon Oval Quantity: _____

Napkins Quantity: _____

Presswood Tables Quantity: _____

Size: 24 26 28 30 32 34 36 38 40 42 44 46

Glass Top Quantity: _____

Fabric # 1

Yardage: _____

Width/Repeat _____

Fabric Pattern/Color: _____

Fabric # 2

Yardage: _____

Width/Repeat _____

Fabric Pattern/Color: _____

Fabric # 3

Special Instructions:

Yardage: _____

Width/Repeat _____

Fabric Pattern/Color: _____



Virginia Quilting Seat Cushion Work Order Form

100 S Main St - P O Box 99 La Crosse, VA. 23950

Phone: 434-757-1809 Fax: 434-757-1855

Bill to Account #: _____ Ship to: _____

PO # _____

Sidemark: _____

Seat Cushions

Unquilted _____ Quilted (Pattern) _____

Size: Width _____ Depth _____

Foam Size (circle one): 1 2 3 4

Select one: Template _____ Rectangle _____

Options: Shirred boxing _____ Buttons _____

Fabric # 1

Yardage: _____

Width/Repeat _____

Fabric Pattern/Color: _____

Fabric # 2

Yardage: _____

Width/Repeat _____

Fabric Pattern/Color: _____

Fabric # 3

Yardage: _____

Width/Repeat _____

Fabric Pattern/Color: _____

Special Instructions:



Virginia Quilting Pleated Drapery Work Order Form

100 S Main St - P O Box 99 La Crosse, VA. 23950

Phone: 434-757-1809 Fax: 434-757-1855

Bill to Account #: _____ Ship to: _____

PO # _____

Sidemark: _____

Pleat Styles (circle one): French Euro Butterfly Flemish Goblet Box

Cartridge 1" Tucked/Inverted 2 Prong Euro

Pair _____ Panel _____

Rod width _____ Return _____ Finished pleated width _____

Finished length _____ # widths _____ Fullness _____

Lined _____ Unlined _____ Customers own lining _____

Options

Pinning _____ Buttons _____ Sew on rings _____

Attached valance _____ Chain weight _____ Trim/welt/cord _____

Banding _____ Interline drapes _____ Stiffeners _____

Bias banding _____ Match top down _____

Lining Selection:

White _____ Ivory _____

Linit _____ Eclipse _____ Flametrol _____

Renaissance _____ Heavy Interlining _____ Roc Lon FR _____

RNS _____ Classic Napped _____ Thermalsuede _____

Sonata Sateen _____ Sateen Fleece _____ Outblack Blackout _____

Staingaurd _____ Outblack Fleece _____ Bump _____

Fabric # 1

Yardage: _____

Width/Repeat _____

Fabric Pattern/Color: _____

Fabric # 2

Yardage: _____

Width/Repeat _____

Fabric Pattern/Color: _____

Fabric # 3

Yardage: _____

Width/Repeat _____

Fabric Pattern/Color: _____

Special Instructions:



Virginia Quilting Drapery Work Order Form

100 S Main St - P O Box 99 La Crosse, VA. 23950
 Phone: 434-757-1809 Fax: 434-757-1855

Bill to Account #: _____ Ship to: _____
 PO # _____
 Sidemark: _____

Drapery Styles (circle one): Flat Panels Grommet Tab Top Rod Pocket
 Ripplefold Back Tab/Rod Pocket Shower Curtain Hourglass Smocked Top
 Pair _____ Panel _____
 Rod width _____ Return _____ Finished width _____ Finished length _____
 # widths _____ Fullness _____ Header size _____ Pocket size _____
 Lined _____ Unlined _____ Tab size _____ Smock tape _____

Options

Pinning _____ Buttons _____ Sew on rings _____
 Attached valance _____ Chain weight _____ Trim/welt/cord _____
 Banding _____ Interline drapes _____ Stiffeners _____
 Bias banding _____ Match top down _____

Lining Selection:

White _____ Ivory _____
 Linit _____ Eclipse _____ Flametrol _____
 Renaissance _____ Heavy Interlining _____ Roc Lon FR _____
 RNS _____ Classic Napped _____ Thermalsuede _____
 Sonata Sateen _____ Sateen Fleece _____ Outblack Blackout _____
 Staingaurd _____ Outblack Fleece _____ Bump _____

Fabric # 1

Yardage: _____
 Width/Repeat _____
 Fabric Pattern/Color: _____

Fabric # 2

Yardage: _____
 Width/Repeat _____
 Fabric Pattern/Color: _____

Fabric # 3

Yardage: _____
 Width/Repeat _____
 Fabric Pattern/Color: _____

Special Instructions:



Virginia Quilting Swag & Cascade Work Order Form

100 S Main St - P O Box 99 La Crosse, VA. 23950
Phone: 434-757-1809 Fax: 434-757-1855

Bill to Account #: _____ Ship to: _____
PO # _____
Sidemark: _____

Swag Styles (circle one):

Quantity _____

Gathered Pinched Pole Bell Boxed Scarf Turban Bustle Queen Ann

Sizes:

Board face _____ # of swags _____
Drop _____ Return _____ Tip to Tip if scarf style _____

Cascade Styles:

Stacked _____ Pleated _____ Double _____

Size: Face width _____ Short point _____ Long point _____

Placement: Over _____ Under _____

Pelmet styles (circle one):

Flat Pleated Tie Cone Round Circle

Quantity _____ Length _____ Double Inverted _____

Options (circle desired options):

Face cascades	Tack strip	Rosettes/Knots
Shirt tail hem	Beaded trim	Welt
Interline cascades	Fan fold	Velcro
Miter board	Make pattern	Interline (labor only)

Fabric # 1

Fabric # 2

Yardage: _____	Yardage: _____
Width/Repeat _____	Width/Repeat _____
Fabric Pattern/Color: _____	Fabric Pattern/Color: _____

Fabric # 2

Special Instructions:

Yardage: _____
Width/Repeat _____
Fabric Pattern/Color: _____



Virginia Quilting Shade Work Order Form

100 S Main St - P O Box 99 La Crosse, VA. 23950

Phone: 434-757-1809 Fax: 434-757-1855

Bill to Account #: _____ Ship to: _____

PO # _____

Sidemark: _____

Due to safety compliances all shades must have Rollease system.

Shade Styles:

	Self line	_____	Contrast line	_____
Balloon	_____	Soft Fold Roman	_____	Flat Roman
Relaxed Roman	_____	Smocked Cloud	_____	London
Rod Pocket Cloud	_____	Tucked Roman	_____	

Quantity _____ **Face width** _____ **Length** _____ **Return** _____

Header _____ **Pocket** _____ **Inside mount** _____

Options (circle desired options):

Bias banding	Mitered board	Corded trim
Cut & press banding	Scallop bottom	Beaded trim
Mitered banding	Contrast pleats	Velcro
Shirred/pleated banding	Shade valance	Hinged board
Wrapped banding	Gathered ruffle	Rosette
Buttons	Pleated ruffle	Interline
Hand sewn hems	Sewn on tassel	End flaps

Lining Selection:

	White	_____	Ivory	_____	
Staingaard	_____	Roc Lon FR	_____	Flametrol	_____
Renaissance	_____	Heavy Interlining	_____	Eclipse	_____
Thermalsuede	_____	Classic Napped	_____	Bump	_____
Sonata Sateen	_____	Outblack Blackout	_____	RNS	_____

Fabric #1: yardage _____ width _____ repeat _____ color _____

Fabric #2: yardage _____ width _____ repeat _____ color _____

Special Instructions:



Virginia Quilting Rod Mount Valance Work Order Form

100 S Main St - P O Box 99 La Crosse, VA. 23950

Phone: 434-757-1809 Fax: 434-757-1855

Bill to Account #: _____ Ship to: _____

PO # _____

Sidemark: _____

Due to safety compliances all shades must have Rollease system.

Rod Mounted Valance Styles (circle one): Contrast lined _____ Self Lined _____

Claudine Dana Julia Moreland Victory Tapered Skip Pleated Rod Pocket Sleeve

Rod Pocket Windsor

Quantity _____ Face width _____ Short point _____ Mid point _____ Long Point _____

Return _____ Header _____ Pocket _____ # of Scallops _____

Options (circle desired options):

- | | | |
|-------------------------|-----------------|----------------|
| Bias banding | Hand sewn hems | Corded trim |
| Cut & press banding | Rosette | Beaded trim |
| Mitered banding | Contrast pleats | Velcro |
| Shirred/Pleated banding | Gathered ruffle | Interline |
| Wrapped banding | Pleated ruffle | Scallop bottom |
| Buttons | Sewn on tassel | |

Lining Selection:

	White _____	Ivory _____		
Staingaurd	_____ Roc Lon FR	_____ Flametrol	_____ Linit	_____
Renaissance	_____ Heavy Interlining	_____ Eclipse	_____	_____
Thermalsuede	_____ Classic Napped	_____ Bump	_____	_____
Sonata Sateen	_____ Outblack Blackout	_____ RNS	_____	_____

Fabric #1: yardage _____ width _____ repeat _____ color _____

Fabric #2: yardage _____ width _____ repeat _____ color _____

Fabric #3: yardage _____ width _____ repeat _____ color _____

Special Instructions:



Virginia Quilting Board Mount Valance Work Order Form

100 S Main St - P O Box 99 La Crosse, VA. 23950

Phone: 434-757-1809 Fax: 434-757-1855

Bill to Account #: _____ Ship to: _____

PO # _____

Sidemark: _____

Due to safety compliances all shades must have Rollease system.

Board Mounted Valance Styles (circle one): Contrast lined _____ Self Lined _____

Banner Bordeaux Box Pleated Brandywine Carlisle Dana Shawl
 Harmony Kingston Rolled Stagecoach Soft Valance Stagecoach Windsor

Quantity _____ Face width _____ Length _____ Return _____

Header _____ Pocket _____ Inside mount _____

Options (circle desired options):

- | | | |
|-------------------------|-----------------|--------------|
| Bias banding | Mitered board | Corded trim |
| Cut & press banding | Scallop bottom | Beaded trim |
| Mitered banding | Contrast pleats | Velcro |
| Shirred/pleated banding | Shade valance | Hinged board |
| Wrapped banding | Gathered ruffle | Rosette |
| Buttons | Pleated ruffle | Interline |
| Hand sewn hems | Sewn on tassel | End flaps |

Lining Selection:

White _____ Ivory _____
 Staingaurd _____ Roc Lon FR _____ Flametrol _____ Linit _____
 Renaissance _____ Heavy Interlining _____ Eclipse _____
 Thermalsuede _____ Classic Napped _____ Bump _____
 Sonata Sateen _____ Outblack Blackout _____ RNS _____

Fabric #1: yardage _____ width _____ repeat _____ color _____
 Fabric #2: yardage _____ width _____ repeat _____ color _____
 Fabric #3: yardage _____ width _____ repeat _____ color _____

Special Instructions:

|



Virginia Quilting Cornice Work Order Form













100 S Main St - P O Box 99 La Crosse, VA. 23950
 Phone: 434-757-1809 Fax: 434-757-1855

Bill to Account #: _____ Ship to: _____

PO # _____

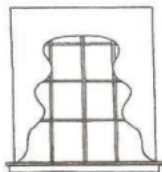
Sidemark: _____

Cornice Styles (select one):

C-100  qty: _____	C-200  qty: _____	C-300  qty: _____	C-400  qty: _____	C-500  qty: _____
C-600  qty: _____	C-700  qty: _____	C-800  qty: _____	C-900  qty: _____	C-1000  qty: _____
C-1100  qty: _____	C-1200  qty: _____			

Size:
 Face width _____
 Short point _____
 Mid point _____
 Long point _____
 Return _____

Lambrequin Style:



qty: _____

Options

Banding _____ Tassels _____ Mitered _____
 Buttons _____ Hinge _____ Quilted _____
 Cornice 22" - 26" _____

Fabric #1 yardage _____ width _____ repeat _____ color _____

Fabric #2 yardage _____ width _____ repeat _____ color _____

Fabric #3 yardage _____ width _____ repeat _____ color _____

Special Instructions: