



KING COUNTY EQUITY & SOCIAL JUSTICE


Working toward fairness and opportunity for all

Ngozi T. Oleru, Ph.D., Director

Environmental Health Services Division

Public Health Seattle & King County

Co-Chair, Equity & Social Justice Interbranch Team



King County

What I will cover today

- Information about King County
- How we started
- Definitions and approach
- Some tools and results

King County

- 1.9 million people – one-third of state's population
- 39 cities
- Most diversity in the state
- Most diverse zip code
- 19 school districts
- 2,134 square miles of land - size of Delaware

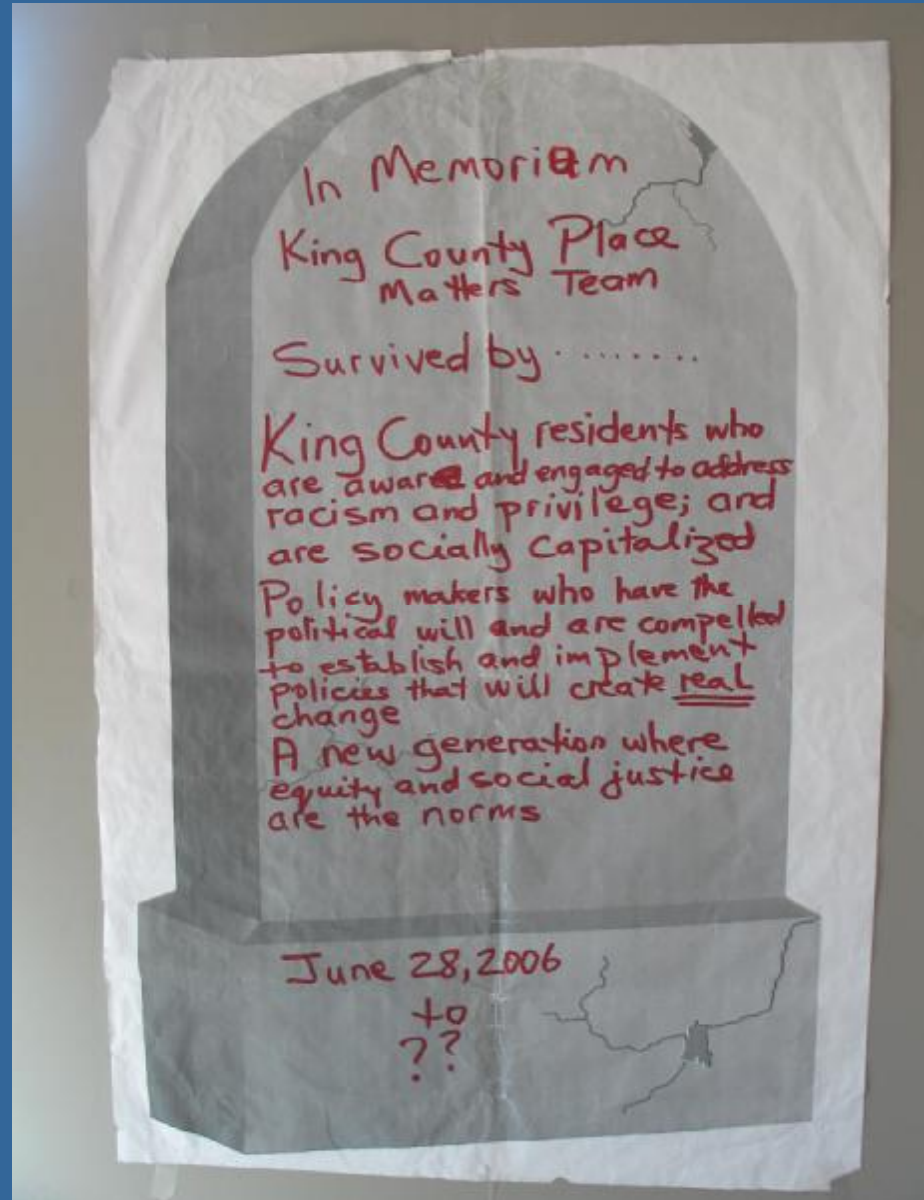


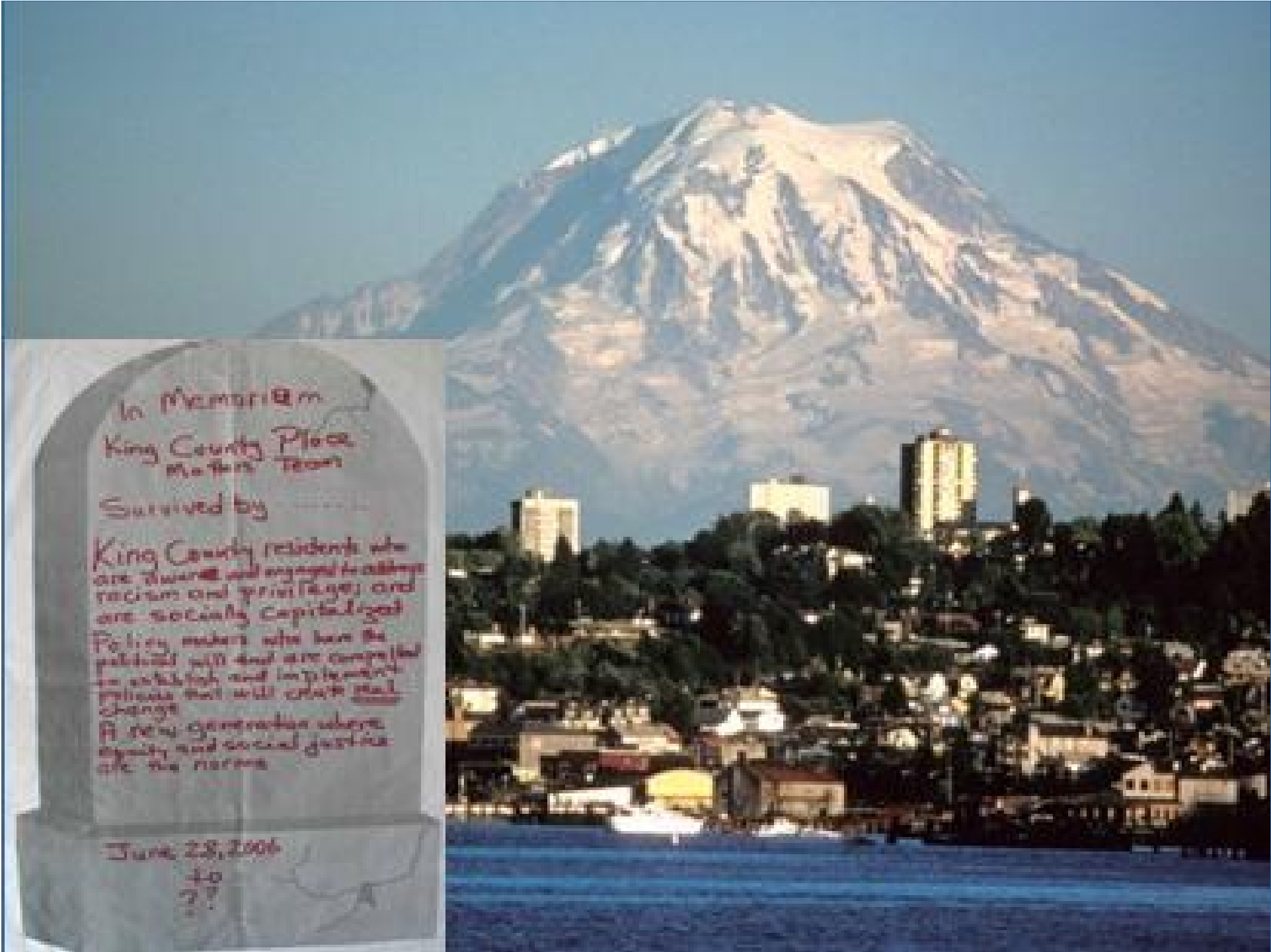
History

- Several staff and leadership of the Health Department went through undoing Institutional Racism in 2005-2006
- 2006: King County one of 16 Place Matters teams sponsored by the Joint Center for Political and Economic Studies, Health Policy Institute to improve health equity
- Publication of the Dellums Commission Report



History





In Memoriam

King County Place
Mothers Team

Survived by

King County residents who
are diverse and engaged to address
racism and privilege, and
are socially capitalized
Policy makers who have the
political will and are compelled
to establish and implement
policies that will create real
change
A new generation where
equity and social justice
are the norms

June 28, 2006

40
37

History

- February 2008: Launch of the King County Equity & Social Justice Initiative
- 2008 Unnatural Causes Engagement
- 2009 County-wide Strategic Planning Launch
- 2010 Equity and Social Justice unanimously adopted by the King County Council

**...working toward fairness and
opportunity for all**

What is Equity?

A system of fairness



“All people have full and equal access to opportunities that enable them to attain their full potential.”

What is inequity?

Differences that are...



.. Systematic

.. Patterned

.. Unfair

“ Differences in well-being that disadvantage one individual or group in favor of another. These differences are systematic, patterned and unfair and can be changed. Inequities are not random; they are caused by past and current decisions, systems of power and privilege, policies and the implementation of those policies.”

What influences inequity?

Social factors +

Economic factors +

Environmental factors

= *Determinants*
of equity

The “Stream”

Societal Level

Community
& Policy Level

Individual &
Family Level



Political structures
& institutional
practices that
assure fairness &
opportunity for all

Social, economic, &
physical conditions
that allow people to
reach their full
potential

Services for
individuals and
families to treat
problems

**Community
partnerships**

**Delivery of
county services**

**Equity &
Social Justice
in King County**

**Policy planning and
decision making**

Health → Equity

Language is Important

Health Disparities → Health Inequities

(differences)

(structural gaps)

Health Dept → All Departments

**Equity & Social Justice → Fairness &
Opportunity**

- **Tools**
 - **Equity Impact Review (EIR) Tool**
 - **Translation Policy**
 - **Community Engagement Guide**
- **Results**
 - **Transit Task Force**
 - **Annual Commitments**
 - **Healthy Incentives – 3 levels**
 - **Parks Capital Investment**