



HEATH
CERAMICS
SINCE 1948


















Since Edith Heath became the first non-architect to win the prestigious AIA Industrial Arts Medal for the exterior tile on Pasadena's Norton Simon Museum, Heath tile has been known for its high quality and hand-crafted aesthetic. The variation of the hand-glazed tile contrasts with the crisp modern lines of the many modular shapes. Heath tile glazes remain unmatched in their range, texture and depth of color—the legacy of Edith Heath's life work. Our tile collections span 60 years of design and range from Made-to-Order and In-Stock to Custom.

All crafted in our Sausalito, California factory...

MADE-TO-ORDER

Made-to-Order means just that—you order, we make. Choose a color, choose a size, a shape, a pre-designed pattern and we'll put your order through production. Our Made-to-Order collections are: Classic Field / Dimensional / Tapestry

IN-STOCK

Our In-Stock tile is available for same-day purchase and pickup. There's absolutely no difference between the quality of our In-Stock and Made-to-Order collections. By limiting the offerings and producing large quantities, rather than small batches, we are able to offer a very competitive price on these tile lines. Available through Heath Sausalito & LA only. Our In-Stock collections are: Dual Glaze / Modern Basics

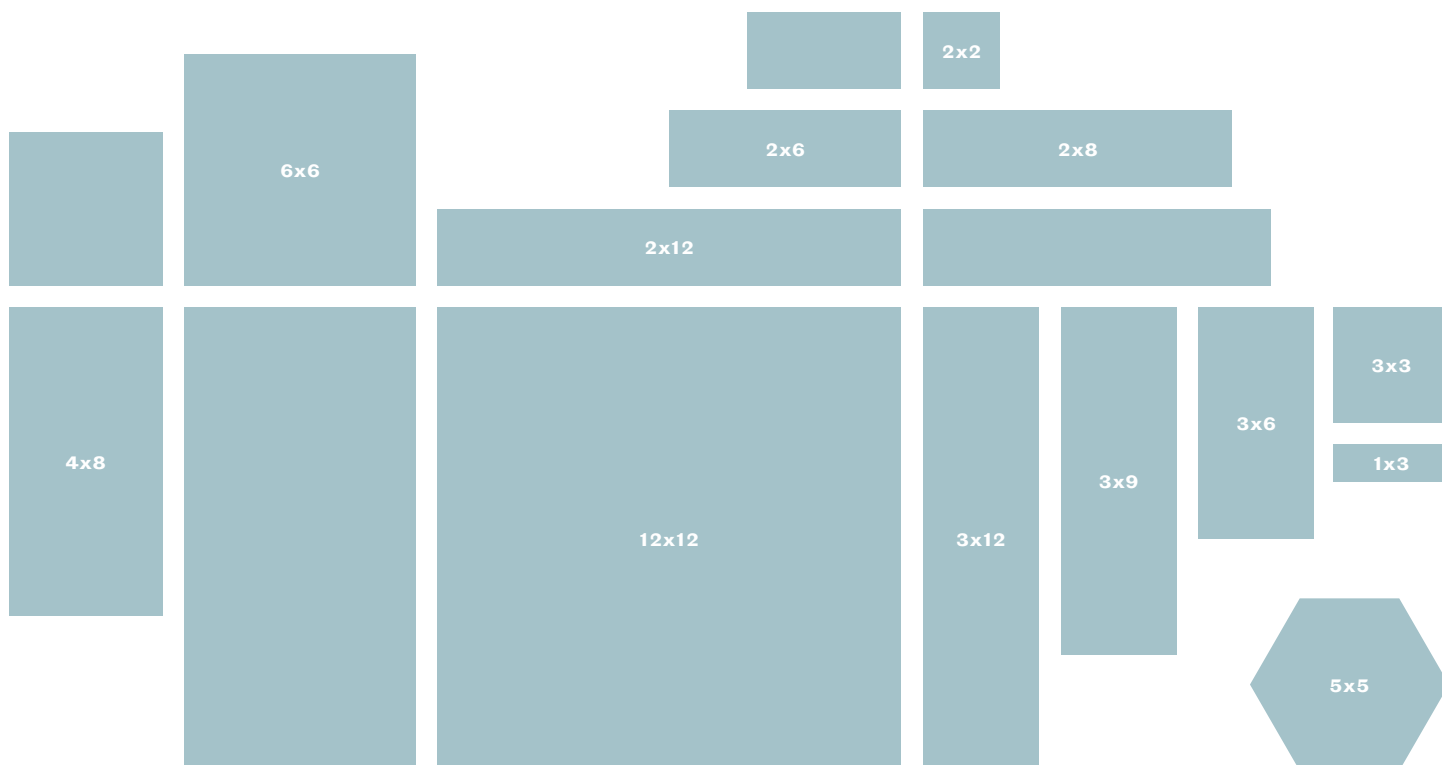
CUSTOM

Our custom glaze development process is very unique and yields truly one-of-a-kind results.

MADE-TO-ORDER

FIELD

Field Tile is our most versatile collection—offered in varied rectangles and squares, as well as our new hexagon, developed in 2009. The wide variety of shapes and sizes offers an incredible range of installation possibilities. Some variation in the shapes is to be expected due to the handcrafted nature of our materials. Offered in 17 shapes and over 80 glazes.



MADE-TO-ORDER


COLOR PALETTE

Our diverse color palette ranges from earthy to contemporary and is presented in matte, glossy and crackle glazes—totaling over 80 colors. The unique application of our glazes is responsible for the rich color variation and hand-crafted feel, which contrasts beautifully with our tile's crisp, clean lines. Please note: colors and finishes are not interchangeable.


Heath Matte Tile Palette



Heath Glossy Tile Palette



Heath Crackle Tile Palette



MADE-TO-ORDER

TAPESTRY

The pattern designs of our Tapestry collection look more like woven textiles than traditional tile. Designed to highlight the endless configurations of our field tile, and the versatility and variation of our glaze palette. Patterns come pre-mounted in 1 sf modules for ease of installation. Offered in the nine patterns and color ways seen below. Some patterns are available in other colors. Please inquire for more details.



Flemish Bond - Dandelion Seeds




Weave - Storm Cloud



Stagger - Spring Fields




Flemish Bond - Lichen



Weave - Forest Floor




Stagger - Fresh Grass



Stitch - Tropical Sea



Stitch - Autumn Leaves




MADE-TO-ORDER

DIMENSIONAL

Our Dimensional collection features ovals, triangles, bowties and diamonds designed by Edith Heath in the 50s and 60s, as well as the more recent crease in/crease out forms of 2009. Each 3-dimensional shape has a sculpted surface, clean lines and a distinct modern-era feel, which creates a stunningly unique installation every time. Offered in six shapes (3"x9" tiles) and over 80 glazes.



Oval



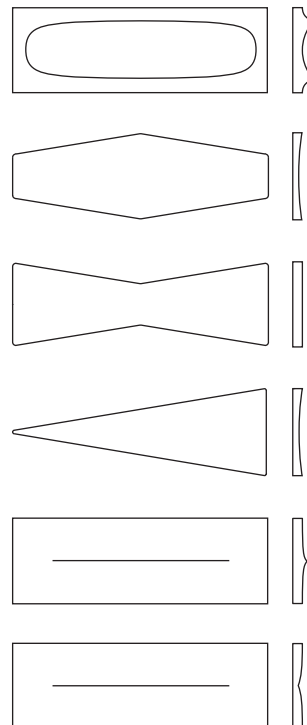
Diamond



Triangle



Crease



IN-STOCK

MODERN BASICS

Our Modern Basics collection is offered in two sizes (2"x6" and 3"x6"), in a special palette of 6 glazes designed in 2009—3 matte and 3 glossy. The depth and character of the glazes are classic Heath—refined and contemporary, yet timeless. Bullnose edge trim is also available to complement your installation. Sold in 4 and 12 sf boxes.

2x6

3x6

Modern Basics Tile Palette




M46



M47



M48



G51



G52.2



G53



IN-STOCK


DUAL GLAZE

Using a combination of glossy and matte colors, our Dual Glaze collection takes texture, contrast and depth to a new level. Glazes are overlaid on a single tile, creating variations in reflection, and the illusion of varying tile sizes within an installation. The Dual Glaze collection comes in the four color patterns seen below—all using 2"x4" tiles. Sold in 4 and 12 sf boxes.


2x4



Opaque White Blend



Stone Grey Blend





Jade Blend



Paprika Blend

CUSTOM

We have the ability to develop custom glazes using our in-house design and glaze resources. Please contact our Tile Manager, Eric Gaietto, to learn more about this process. Our line of recycled kiln shelves are also available on a custom basis. Created from glazed and recycled kiln furniture from our factory, they make sturdy and unique exterior wall and floor pavers. Offered in two sizes—8"x14" & 5.5"x14" in a variety of glazes.







HEATH TILE

LIST PRICING AND SPECIFICATIONS 06/12

400 GATE FIVE ROAD
SAUSALITO // CALIFORNIA // 94965
www.heathceramics.com
T 415 332 3732

EDITH HEATH FOUNDED HEATH CERAMICS IN 1948 AFTER HER SOLO POTTERY SHOW AT SAN FRANCISCO'S LEGION OF HONOR. IN THE EARLY '60s, FOLLOWING THE SUCCESS OF HER DINNERWARE COLLECTIONS, EDITH'S LOVE OF MATERIALS FOUND ANOTHER PURE EXPRESSION IN HEATH TILE—FURTHERING HER MISSION TO PRODUCE SIMPLE, GOOD THINGS FOR GOOD PEOPLE.



Today, over forty years later, our kilns continue to fire hundreds of thousands of beautiful, durable, and “perfectly imperfect” tiles, extending Heath’s iconic aesthetic into homes and large-scale public installations.


Each tile begins with one of Heath’s original brown or white clay bodies. Next, a small team of craftsmen in our Sausalito factory press, hand-glaze, finish and fire each tile to create a versatile, beautiful and durable product (and installation) that reflects the care that went into its making.

HeathTile is not your average tile, and we fully embrace, and even celebrate, the qualities that make up its quirky personality:

It’s handled, cared-for and finished by real people, and we think that’s pretty cool.

No two tiles are alike (think fingerprints and snowflakes).

Not surprisingly, this individual character can make our tile a labor of love to install. However, please trust us on this—the end result is well worth the effort.



Like our founder, Edith Heath, we come to work because we believe in what we do. We are makers, gatherers, and sellers of thoughtfully designed tableware, homeware, and tile. We create enduring objects and environments that enhance the way people congregate, eat, and live.

We offer Made-to-Order, In-Stock, and Custom collections to help you envision, plan and create your own beautiful space.

MADE-TO-ORDER TILE

FIELD TILE // 18 sizes, 80+ glazes

DIMENSIONAL TILE // 6 shapes, 80+ glazes

DWELL PATTERNS // 3 modular tiles, endless patterns

TAPESTRY COLLECTION // 4 sizes, 4 designed patterns

TRIMS // 15 trims, 80+ glazes

IN-STOCK TILE

MODERN BASICS // 2 sizes, 6 glazes

DUAL GLAZE // 1 size, 4 matte/glossy glaze combos

DWELL PATTERNS // 3 modular tiles in 2 glazes

CUSTOM

We have the ability to tailor our offerings using our in-house design and glaze resources. Our line of recycled kiln shelves are also available on a custom basis. Please inquire for more information.

SAMPLES

Our retail showrooms (Sausalito, San Francisco & Los Angeles) house hundreds of hands-on samples and design configurations. Color samples are available in 2 x 4" sizes. Shape/size samples are available in chalk white.

ORDERING

Please expect a lead time of 2–6 weeks for made-to-order tile. Our in-stock tile is available same day in most cases, from our Sausalito & LA showrooms.

TILE CONTACTS

Sausalito

Eric Gaietto, Tile Manager

Volume pricing, custom projects

eric@heathceramics.com

415 332 3732 x10

Sarah Drexler, Trade Specialist—Tile

sarah@heathceramics.com

415 332 3732 x32

Los Angeles

Wendy Jung, Trade Specialist—Tile

wendy@heathceramics.com

323 965 0800

For tile samples:

samples@heathceramics.com

SAUSALITO FACTORY & SHOWROOM

400 Gate Five Road, Sausalito CA 94965

P 415 332 3732 E mail@heathceramics.com

LOS ANGELES STUDIO & SHOWROOM

7525 Beverly Blvd, Los Angeles CA 90036

P 323 965 0800 E maila@heathceramics.com

SAN FRANCISCO FACTORY & SHOWROOM

550 Florida St, San Francisco CA 94110

P 415 361 5552

ONLINE

www.heathceramics.com

TILE QUALITIES

APPLICATIONS // Heath tile is very durable and vitreous, making it suitable for most interior and exterior applications, including warm and cold climates (freeze/thaw), residential and commercial floors, walls, counters, showers, baths, swimming pools, spas and fountains.

SIZE AND LENGTH VARIATION // Our tile shrinks about 12% in the production process. The “about” means it’s not an exact science and variation in size and length (however slight) can occur. You can expect +/- 1/16" variation, especially on longer tiles. Something to note: our white clay shrinks slightly more than our brown clay.

LENGTHWISE BOWING // Clay is an elastic material. If you force an elastic material into a mold, it will attempt to regain its original shape as it moves through the production process. For this reason, you can expect your tile to have what we deem to be an acceptable amount of lengthwise bowing, especially in our longer shapes. This can be compensated for with a wider grout line and thoughtful placement during installation.

SURFACE UNDULATION // Surface undulation can occur for the same reason that bowing occurs—an elastic material is forced into a flat mold. Undulation can occur anywhere on the surface, and could include a slightly raised corner or edge.

MODULARITY // Not all of our tile sizes are modular with themselves or with other sizes. If your design uses more than one size be sure they will work together with a recommended grout spacing.

GLAZE VARIATION // Variation must be allowed for in all cases due to the nature of Heath’s hand-glazing processes. See our Glaze Qualities Guide to the right for a complete description of glaze characteristics.

FACE MOUNTING // Nothing beats a hand installation of a handmade tile, since each piece is unique and will benefit from careful placement. For our smaller tiles we understand the desire to have material mounted—it will save on time and installation costs. However, corrections and adjustments still need to be made at time of installation for mounted material. We recommend 20% of your order be unmounted for blending seams (sheet to sheet).

GROUT SPACING // We recommend a minimum 1/8" grout line for smaller sizes, 3/16" for medium to large sizes. An even wider grout line may be necessary to achieve the best overall look depending on specific tile characteristics and installation. See Grout Spacing Guide below for more details.

Recommended Grout Spacing Guide

tile size	rec. grout spacing
2x2, 2x4, 2x6, 3x3, 1x3, little diamond, half hex, wide hex	1/8"
2x8, 2x9, 3x6, 3x9, 3x12, 4x4, 4x8, 6x6, 5" hex	3/16"
6x12, 12x12	1/4"

Variation Tolerances

type	+/-	tile size
size/length	1/16"	6", 8", 9", 12"
thickness 5/16"	1/16"	all
lengthwise bow	up to 1/8"	8", 9", 12"

BOND STRENGTH // ASTM C 482; 124 psi average (50 psi required)

BREAKING STRENGTH // ASTM C 648; 422 lb average (250 lb or greater required)

WATER ABSORPTION // ASTM C 373; .082% average (impervious = .5% or less, vitreous = .5%-3%)

WEIGHT // approx. 3 1/2 lb per sq.ft.

Glaze Qualities Guide*

VARIATION // Variation in the glaze color/texture is rated 1–5. 1 = very little variation, 2 = subtle tonal shifts, 3–4 = high tonal and subtle hue shifts, and 5 = very high tonal and hue shifts. For glazes with a variation of 5, it is recommended to request several samples to show an accurate example of the effect the variation will have on the installation.

ACID RESISTANCE // Tile glazes without a (+) are not acid resistant and are not recommended for use on countertop surfaces or bathroom areas where products with acidic ingredients will come into repeat/prolonged contact with the tile.

POOLS // Tiles NOT recommended for use in pools (without a +) are also generally not acid resistant, and usually contain copper, which can discolor.

RESIDENTIAL FLOORS // Glossy finish glazes are not recommended for flooring as they are slippery when wet.

COMMERCIAL FLOORS // Commercial floors generally require a high slip-resistance rating. Our recommended commercial floor glazes rate higher on slip-resistance; individual testing must still be performed on a case-by-case basis.

CRAZING // Surface glaze may craze over time. Crazing is the development of small surface cracks that do not affect the structural integrity of the tile, though may lead to discoloration. No guarantee is made against crazing.

CRACKLE TILE // When used in bathrooms, crackle tile must be sealed to prevent mildew.

TEXTURED MATTE GLAZES // It is recommended to seal textured matte glazes prior to grouting for easier cleanup.

* Use this guide in combination with Glaze Qualities tables on following pages

FOR BEST INSTALLATION RESULTS

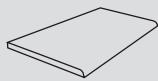
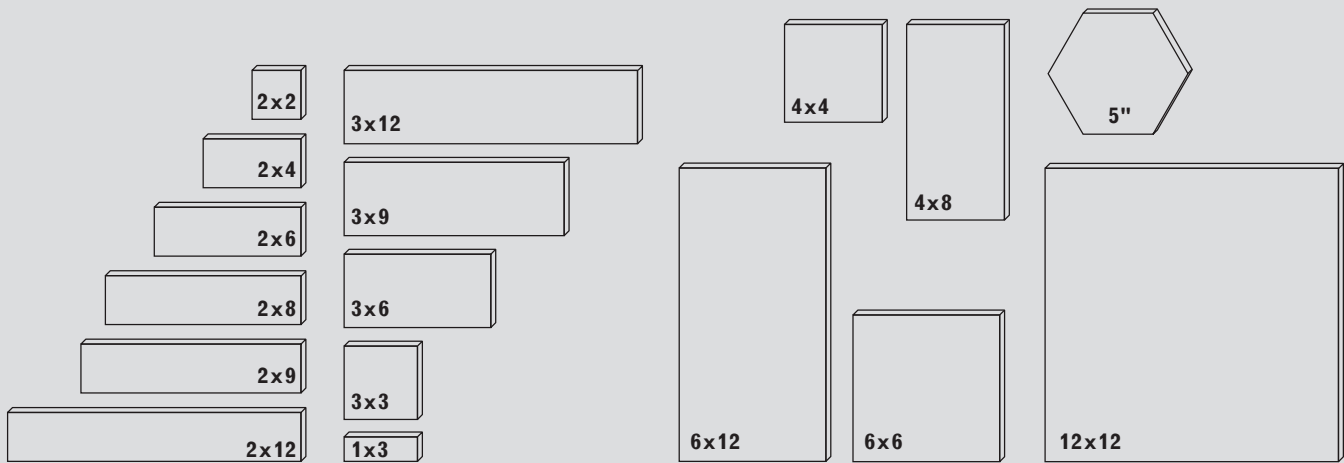
// Our tile is handcrafted. The time you take for prep and placement will greatly impact the finished result.

// Meticulously plan your layout. Pre-sort tile by size and color variation. Blend or strategically place.

// Physical tile variation can be compensated for with the appropriate grout spacing. Don't rely on one size spacer; shimmming will help maintain level lines and a balanced look throughout the installation.

// For a leveled surface, use a deeper comb of mortar or thinset to allow for variation in tile thickness and architectural deviation.

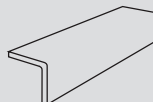
// Zip, zero, zilch tile installations look good before grouting. Grout is the glue that pulls the entire installation together—make sure you choose the right color!



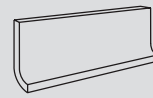
bullnose edge
any edge on all
standard sizes



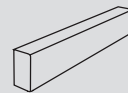
radius bullnose
3x3, 3x6, 4x4, 4x6



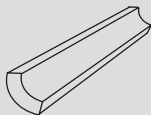
simple v cap
6"



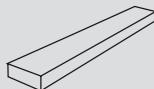
cove base
3x3, 3x6, 4x4, 4x6



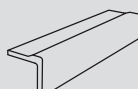
rectangle box liner
6"



finger cove
6" *



liner
1/2 x 6, 1x6



classic v cap
6"



corner cove post
1 1/2 x 1 1/2 x 3 or 4"H



circle liner
1x6



quarter round
6" *



grooved quarter round
6"




beak
6"



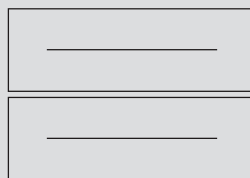
step liner
1x6



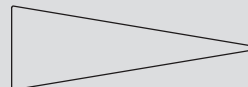
oval liner
1x6



oval
3x9



crease in/crease out
3x9



triangles
3x9 nominal



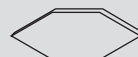
bowties/diamonds
3x9 nominal



little diamond
3 3/8 x 1 3/4" nominal



half hex
3 7/8 x 2" nominal



wide hex
5 1/8 x 2" nominal

*Custom lengths available at additional charge

NOTE: Drawings not to scale

HEATH TILE // Glaze Qualities

code	name	finish	clay base	variation*	acid resistant*	residential floors*	commercial floors*	pools*	scratch resistant*
M-1	canvas	matte	white	1	+	+		+	good
M-2	stone white	matte	white	1	+	+	+	+	good
M-3	parchment	matte	white	2	+	+	+	+	good
M-4	canvas sage	matte	white	3	+	+		+	good
M-6	stone grey	matte	white	4	+	+		+	good
M-8	slate blue	matte	white	2	+	+		+	good
M-9	new chamois	matte	white	3	+	+		+	good
M-12.2	new olive #1	matte	brown	4	+	+		+	good
M-13.2	new kpfa green	matte	brown	4		+			good
M-15	persimmon	matte	white	3	+	+		+	good
M-17.2	new redwood	matte	brown	5	+	+		+	good
M-18	chalk	matte	white	2	+	+		+	good
M-19	robins egg	matte	white	2	+	+		+	good
M-20	yellowstone	matte	white	2	+	+		+	good
M-22.2	new ogawa green	matte	white	3		+			good
M-23	stone gold	matte	white	1	+	+		+	good
M-24.2	new sky blue	matte	white	4	+	+		+	good
M-25	blue lake	matte	white	4	+	+		+	good
M-26	meadow green	matte	white	5		+			good
M-27	olive #3	matte	brown	5		+			good
M-28.2	french grey	matte	white	3	+	+		+	good
M-34	museum black	matte	brown	1	+	+		+	good
M-35.2	new slate #2	matte	brown	4	+	+		+	good
M-36	bay blue	matte	white	3	+	+		+	good
M-38.2	new forest	matte	white	4	+	+		+	good
M-39.2	new matte brown	matte	brown	5	+	+		+	good
M-40	turquoise	matte	brown	2		+			good
M-41	hematite	matte	white	3					good
M-43	lichen	matte	white	5		+			good
M-44.3	modern blue	matte	brown	3	+	+		+	good
M-45	shark	matte	white	4	+	+		+	good
M-49	regal grey	matte	brown	4	+	+		+	good
M-50	seal	matte	brown	4	+	+		+	good
M-51	tapenade	matte	white	4	+	+		+	good
M-52	shade	matte	brown	4	+	+		+	good
M-53	paprika	matte	brown	2	+	+			good
M-58	hickory	matte	brown	5	+	+		+	good
M-59	patina	matte	white	3		+			good
M-60	soapstone	matte	brown	4		+			good
M-61	barley	matte	brown	3	+	+		+	good
M-62	dew	matte	white	5		+			good
M-63	fog	matte	brown	5		+			good
M-64	steam	matte	brown	3	+	+		+	good
M-65	vanilla bean	matte	white	2	+	+		+	good
M-66	shade light	matte	white	4	+	+		+	good

* Important note

Not all glazes are recommended for all uses. Please refer to Glaze Qualities Guide for important details and explanations.

HEATH TILE // Glaze Qualities

code	name	finish	clay base	variation*	acid resistant*	residential floors*	commercial floors*	pools*	scratch resistant*
G-1	antique white	glossy	white	1	+			+	good
G-2.2	new light gray whale	glossy	brown	3	+			+	medium
G-3.2	new dark gray whale	glossy	brown	3	+			+	medium
G-4.2	new gunmetal	glossy	white	3					medium
G-5.2	new polo gray	glossy	white	2	+			+	medium
G-7.2	new opaque white	glossy	white	2	+			+	good
G-8.2	new warm white	glossy	white	2	+			+	medium
G-9.2	new azie green	glossy	white	3	+			+	medium
G-10.2	new 50/50 fog	glossy	white	2	+			+	medium
G-11.2	new pisces green	glossy	white	3	+			+	medium
G-12.2	new seafoam	glossy	white	4					medium
G-13.2	new olive gloss	glossy	white	4					medium
G-14.2	new pebble	glossy	white	3	+			+	medium
G-15.2	new jade porcelain	glossy	white	4					medium
G-16.2	new jade manganese	glossy	brown	4					medium
G-18.2	gloss black	glossy	brown	3	+			+	medium
G-19.2	new island blue	glossy	white	3	+			+	medium
G-21	opal pacific	glossy	brown	5					medium
G-22	opal blue	glossy	brown	4	+			+	good
G-23.2	new midnight #4	glossy	white	3	+			+	good
G-24.2	new mango	glossy	white	3	+			+	medium
G-25.2	caramel	glossy	white	4	+			+	medium
G-32.2	new midnight #6	glossy	brown	3	+			+	medium
G-35.2	new fawn	glossy	white	5	+			+	medium
G-36.2	new crystal blue	glossy	white	3	+			+	medium
G-37.2	new melon	glossy	white	3	+			+	medium
G-38.2	new night sky	glossy	brown	4	+			+	medium
G-39.2	new petrified wood	glossy	brown	3	+			+	medium
G-40	frost	glossy	brown	5	+			+	good
G-41	saddle	glossy	white	5	+			+	medium
G-42	aged iron	glossy	brown	3	+			+	medium
G-43	green apple	glossy	white	3	+			+	medium
G-44	bright yellow	glossy	brown	4	+			+	medium
G-54	heath orange	glossy	brown	3	+			+	medium
G-55	brick	glossy	brown	4	+			+	medium
G-57	ironwood	glossy	brown	3	+			+	medium
G-58	pomegranate	glossy	brown	5	+				soft
G-62	campari red	glossy	brown	5	+				soft
G-63	soft yellow	glossy	white	2	+			+	medium
G103	tropics blue crackle	crackle	white	5					soft
G104	kelp crackle	crackle	brown	5					soft
G105	sesame crackle	crackle	white	5	+				soft
G106	toffee crackle	crackle	brown	5	+				soft
G107	mid-century white	glossy	brown	3	+			+	good

MADE-TO-ORDER PRICESHEET // Field Tile + Dimensional Tile + Tapestry Collection

Field Tile	
quantity	list price/sq.ft.
25+ sq.ft.	28.75
accent tile (24 sq.ft. and under)	57.50
// Small sizes (2 x 2", 1 x 3") add 25%	
// Large sizes (6 x 12", 12 x 12") + 5" hexagon add 25%	
These glazes are not available in large sizes: G12.2, G13.2, G15.2, G16.2, G58, G62, M44.2 , and G103-106	
// For clear face mounting add \$11.00/sq.ft.	
// For G103-106, G58, and G62 glazes add 15%	
// For grit add \$2.00/sq.ft.	
// For custom or sizes not listed, call for availability and pricing	

Field Tile Guide			
tile size	tiles/sq.ft.	tile size	tiles/sq.ft.
2 x 2"	36	3 x 6"	8
2 x 4"	18	3 x 9"	5.3
2 x 6"	12	3 x 12"	4
2 x 8"	9	4 x 4"	9
2 x 9"	8	4 x 8"	4.5
2 x 12"	6	6 x 6"	4
3 x 1"	48	6 x 12"	2
3 x 3"	16	12 x 12"	1
5" hexagon	6.6		

Dimensional Tile		
type/size	tiles/sq.ft.	list price/sq.ft.
ovals 3 x 9"	5.3	77.00
triangles 3 x 9" nominal	10.6	77.00
bowtie 3 x 9" nominal	7.1	77.00
diamond 3 x 9" nominal	7.1	77.00
bowtie/diamond	7.1	77.00
crease in (concave) 3 x 9"	5.3	60.00
crease out (convex) 3 x 9"	5.3	60.00
// 5 sq.ft. minimum order		
// For G103-106, G58, and G62 glazes add 15%		
// Bowties not available in these glazes: G103-106, G58, and G62		

Trim Pieces		
type/size	list price/piece	list price/linear ft.
bullnose edge **		12.50
glazed edge **		12.50
radius bullnose 3 x 3", 3 x 6"	7.50/15.00	30.00
radius bullnose 4 x 4", 4 x 6"	10.00/15.00	30.00
quarter round 6" *	9.00	18.00
grooved quarter round 6"	13.00	26.00
beak 6"	15.00	
finger cove 6" *	9.00	18.00
cove base 3 x 3", 3 x 6"	7.50/15.00	30.00
cove base 4 x 4", 4 x 6"	10.00/15.00	30.00
corner cove post 1.5 x 3"or 4"H	15.00	
simple v-cap 6"	9.00	18.00
classic v-cap 6"	15.00	30.00
liner 1/2 x 6"	9.00	18.00
liner 1 x 6"	9.00	18.00
circle liner 1 x 6"	18.00	36.00
oval liner 1 x 6"	18.00	36.00
rectangular box liner 6"	21.00	42.00
step liner 6"	21.00	42.00
// For G103-106, G58, and G62 glazes add 15%		

* Custom lengths available at additional charge
** Bullnose/glazed edge price is calculated by the linear foot of formed edge and does not include the base price of the tile

Tapestry Collection		
pattern/size/type	# of colors	list price/sq.ft.
argyle 1 x 3" running bond	3	65.00
stitch 1 x 1", 1 x 3" stack bond	1/3	65.00/85.00
flemish bond 2 x 4" flemish bond	2/3	55.00/65.00
weave 2 x 2", 2 x 4" alternating stack bond	2	40.00
stagger 2 x 2" running bond	3	65.00
// Pricing is for set colorways. Ask about custom color options		
// All tapestry designs are face-mounted, included in pricing		

MADE-TO-ORDER PRICESHEET // Dwell Patterns

Dwell Patterns Made-to-Order Tile

# of colors	style	price/sq.ft.
1-color	unmounted/mounted	36.00/ 41.00
2-color	unmounted/mounted	36.00/44.00
3-color	unmounted/mounted	36.00/48.00

// 25 sq.ft. minimum

// Volume discounts apply

// 1/8" minimum grout line recommended

Dwell Patterns Trim Pieces

type/size	style	size	price/length
schluter jolly	straight edge	5/16"	11.59–13.89/8 ft.

// Inquire about metal finishes, prices vary

Dwell Patterns Guide // Made-to-Order

shapes



Little Diamond
3 3/8 x 2" nominal
42.7 tiles/sq.ft.



Wide Hex
5 1/4 x 2" nominal
20.2 tiles/sq.ft.



Half Hex
3 7/8 x 2" nominal
28.0 tiles/sq.ft.

1-color patterns



Little Diamond - Mix
1-color



Wide Hex - Stack
1-color



Wide Hex - Twist
1-color



Half Hex - Stack
1-color



Half Hex - Mix
1-color

2-color patterns



Little Diamond - Mix
2-color



Wide Hex - Twist
2-color



Half Hex - Stack
2-color

3-color patterns



Little Diamond - Mix
3-color



Half Hex - Mix
3-color (a)



Half Hex - Mix
3-color (b)

IN-STOCK PRICESHEET // Modern Basics + Dual Glaze

Modern Basics Tile

size	quantity	price/box	price/sq.ft.
2 x 6", 3 x 6"	4 sq.ft./box	66.00	16.50
2 x 6", 3 x 6"	12 sq.ft./box	198.00	16.50

// Available by the box ONLY





// 3/16" minimum grout line recommended

// Sample kit of 6 colors in 2 x 6" for \$7.50, available upon request

Modern Basics Trim Pieces

type/size	side	price/piece
bullnose edge 2 x 6"	2"	2.50
bullnose edge 2 x 6"	6"	4.75
bullnose edge 3 x 6"	3"	3.75
bullnose edge 3 x 6"	6"	5.50

Modern Basics Guide

tile size	tiles/sq.ft.		bullnose edge	
2 x 6"	12		2", 6" side	
3 x 6"	8		3", 6" side	

Modern Basics Glaze Colors

code	name	finish	clay base	variation*
M-46	muslin	matte	white	2
M-47	blue fog	matte	white	2
M-48	river bed	matte	white	2
G-51	soft white	glossy	white	2
G-52	fern	glossy	white	3
G-53	cedar	glossy	white	3

// All glazes in the Modern Basics line are acid resistant

// Matte glazes are good in commercial and residential floors, and pools

// Glossy glazes are not recommended for use on floors

* See Glaze Qualities Guide for full explanation of glaze variation

Dual Glaze Tile

size	quantity	price/box	price/sq.ft.
2 x 4"	4 sq.ft./box	180.00	45.00
2 x 4"	12 sq.ft./box	540.00	45.00

// Available by the box ONLY

// Each box contains the necessary tiles to make the pattern

// Face-mounting available

// 1/8" minimum grout line recommended

// Sample kit of each color blend in 2x4" available upon request.
DG-1/3 \$10.50, DG-2/4 \$5.25

Dual Glaze Trim Pieces

type/size	style	size	price/length
schluter jolly	straight edge	5/16"	11.59–13.89/8 ft.

// Inquire about metal finishes, prices vary

// Made to order bullnose upon request

Dual Glaze Colors

code	name	finish	clay base	variation*
DG-1	opaque white blend	matte/glossy	white	2
DG-2	stone grey blend	matte/glossy	brown	5
DG-3	paprika blend	matte/glossy	white	3
DG-4	jade blend **	glossy/matte	brown	5

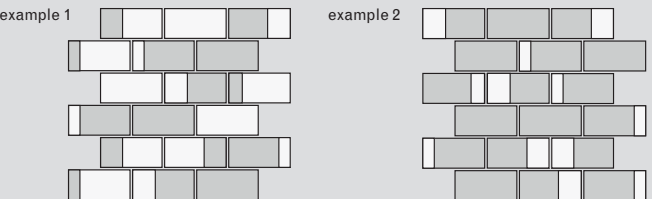
// Each color pattern includes a blend of dual and solid glazes, in a combination of matte and glossy

// Suggested schluter trim finish for dual glaze tile:
DG1, DG2 - satin anodized aluminum
DG3, DG4 - satin nickel

** DG-4 jade blend is not acid resistant

Dual Glaze Guide

size	tiles/sq.ft.	glaze style	installation	trim
2 x 4"	18	dual/solid/matte/glossy blend	random pattern running bond	schluter metal edging



(shows a sq.ft. of random pattern, running bond)












IN-STOCK PRICESHEET // Dwell Patterns

Dwell Patterns In-Stock Tile		
# of colors	style	price/sq.ft.
1-color	unmounted/mounted	24.00/29.00
2-color	unmounted/mounted	24.00/32.00
// Tiles available in 4 and 12 sq.ft./boxes		
// Available by the box ONLY		
// Allow additional time for face-mounting		
// 1/8" minimum grout line recommended		

Dwell Patterns Trim Pieces			
type/size	style	size	price/length
schluter jolly	straight edge	5/16"	11.59–13.89/8 ft.

In-Stock Glazes				
code	name	finish	clay base	variation*
G-1	antique white	glossy	white	1
M-2	stone white	matte	white	1
// Dwell Patterns' In-Stock glazes are acid resistant				
// Matte glazes are good in commercial and residential floors, and pools				
// Glossy glazes are not recommended for use on floors				

* See Glaze Qualities Guide for full explanation of glaze variation

Dwell Patterns Guide // Made-to-Order		
shapes		
		
Little Diamond 3 3/8 x 2" nominal 42.7 tiles/sq.ft.	Wide Hex 5 1/4 x 2" nominal 20.2 tiles/sq.ft.	Half Hex 3 7/8 x 2" nominal 28.0 tiles/sq.ft.
1-color patterns		
		
Little Diamond - Mix 1-color	Wide Hex - Stack 1-color	Wide Hex - Twist 1-color
		
Half Hex - Stack 1-color	Half Hex - Mix 1-color	
2-color patterns		
		
Little Diamond - Mix 2-color	Wide Hex - Twist 2-color	Half Hex - Stack 2-color



TILE POLICIES

GENERAL

- // Quotations are valid for 30 days.
- // We recommend ordering 10% extra material to cover installation requirements.
- // Because all jobs are made to order, job completion orders are priced as separate jobs.
- // Prices are subject to change without notice.
- // Due to the handcrafted nature of our tile, actual size and color variation should be expected.

CUSTOM PROJECTS

- // Please inquire about custom glaze or shape development, subject to individual quotation.
- // Custom sizes and trims are available for an additional charge.

TERMS OF SALE

- // A signed contract and 50% deposit are required for an order to be processed. Payment is due in full prior to release of the order, including shipping & handling charges.
- // Prices are F.O.B. factory, applicable sales taxes extra.
- // A storage fee of \$.30 per box/day may be applied to orders not picked up after 30 days.

// No refunds can be issued for orders once production has begun.

// Custom glazes are subject to Run of Kiln, which may be up to 10% over original qty.

// A 15% cancellation fee will apply for cancelled orders when production has not begun.

// Unopened boxes of In-Stock tile can be returned within 30 days for credit on account.

SHIPPING AND HANDLING

- // Domestic orders are shipped on pallet via UPS freight.
- // Freight fees are passed on at cost with a \$10.00 pallet charge per pallet used.
- // For orders under 30 sq.ft., small package service will be quoted.