

The “**DO IT YOURSELF**” pneumatic tube system is simple and economical to install and operate. Using our **Zip Basic** stations on each end of the system, connected by Schedule 40 PVC piping, couplings, and bends; you have a complete working tube system at your service.

This “**DO IT YOURSELF**” system saves you the cost of installation and gives you the equipment you need to install it yourself. You get the pneumatic tube equipment shipped to your location for you or your own servicemen to perform the installation. You supply the schedule 40 PVC straight tubing, couplings, cleaner, glue and hanging material (available at nearly every hardware store,) we supply the rest*. It’s that simple.

Zip Pneumatics, Inc.



2 Zip Basic Stations
2 (min) Bends, 90 deg, 36" rad.
1 (min) Carrier

Local Hardware Store



Schedule 40 PVC Pipe
Schedule 40 PVC Couplings
PVC Pipe Cleaner
PVC Pipe Glue
Hanger Material for Pipe

This **Zip Basic** system has many different sizes of schedule 40 PVC to choose from: 3”, 4”, and 6” and comes with carriers (the capsules that hold the items as they are sent through the pneumatic tube system) that are approximately $\frac{3}{4}$ ” smaller than the desired size of tubing. (Ex: 4” carriers would have an outside diameter of 3 $\frac{1}{4}$ ” to 3 $\frac{1}{2}$ ” so it can fit through the tubing, leaving an inside diameter of about 3” for your items.)



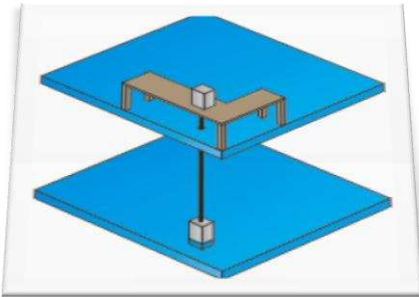
The stations can be used to send and receive items on the same floor or separate floors. The same **Zip Basic** station, as shown to the left, is used for both the *up receive station* (the station that receives a carrier from beneath) and the *down receive station* (the station that receives a carrier from above) to provide greater flexibility to you. No matter how you use the stations initially, your facility will be able to re-use those same stations in the future if you need to change a station from a down receive to an up receive station (or vice versa.) All of the materials remain the same while the function can change to meet the growing needs of your facility.



Above: Timer

The **Zip Basic** 3” and 4” stations are 7 $\frac{1}{2}$ ” W x 7 $\frac{1}{2}$ ” D x 26” L and weigh 43 lbs while the 6” station is 10” W x 10” D x 26” L and weighs 47 lbs. Each station comes with a timer that is set based on the overall footage of your tubing. Ex: if your system runs from point A to point B for 150 feet, then set the timer for six seconds (based on an average travel speed of 25 ft. per second).

*(Note: As a precaution, we supply the 90 degree long radius bends to ensure the carriers pass through them properly. Also, they are not as readily available as the straight tubing.)



The “**DO IT YOURSELF**” pneumatic tube system is simple and economical to install and operate. Using our **Zip Gravity** stations on each end of the system, connected by Schedule 40 PVC piping, couplings, and bends; you have a complete working tube system at your service.

If you do not want the extra costs of paying for installation, this is the system for you! The “**DO IT YOURSELF**” system gives you an economical alternative to have the same benefits of a pneumatic tube system but without the installation costs. You get the pneumatic tube equipment shipped to your location for you or your own servicemen to perform the installation. It is that simple!

Zip Pneumatics, Inc.



- 1 Zip Gravity Station
- 1 Zip Basic Station
- 1 (min) Carrier

Local Hardware Store




- Schedule 40 PVC Pipe
- Schedule 40 PVC Couplings
- PVC Pipe Cleaner
- PVC Pipe Glue
- Hanger Material for Pipe

This **Zip Gravity** system has many different sizes of schedule 40 PVC to choose from: 3”, 4”, and 6” and comes with carriers (the capsules that hold the items as they are sent through the pneumatic tube system) that are approximately $\frac{3}{4}$ ” smaller than the desired size of tubing. *Example:* 4” carriers would really only have an outside diameter of 3 $\frac{1}{4}$ ” to 3 $\frac{1}{2}$ ” so it can fit through the tubing. The 90 degree PVC long radius bends must be purchased from Zip Pneumatics because they are not easily found at local hardware stores and are necessary to run the pneumatic tube system. Schedule 40 PVC repair couplings are also necessary to clamp the PVC tubing together and can be found at your local hardware store.

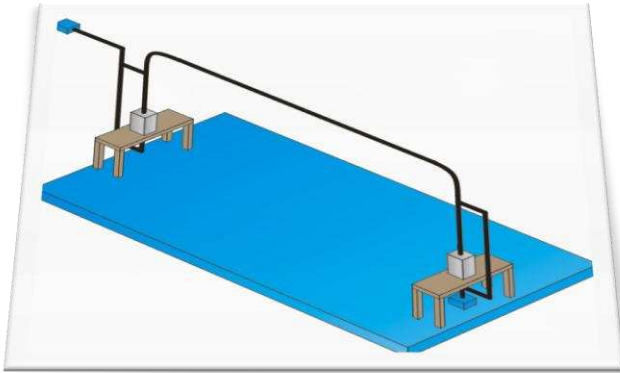


The **Zip Gravity** station can only be used if there is an exact vertical drop down to the **Zip Basic** Station. Any slight deviation from a vertical drop may cause the carrier to gradually slow down and stop altogether while traveling to the station below. The **Zip Basic** station, as shown to the left, is used for *down receive station* (the station that receives a carrier from above) and also contains a built-in blower to blow the carrier back up to the **Zip Gravity** station. This system helps a facility save costs on a pneumatic tube system, especially when location A is directly above location B. If a facility wanted to relocate their **Zip Gravity** station to another place, they could by turning the station into a **Zip Basic** station. The facility would need to request one blower motor, one timer, and one faceplate from us and their tube system would be ready to operate.



The **Zip Gravity** 3” and 4” stations are 7 $\frac{1}{2}$ ” W x 7 $\frac{1}{2}$ ” D x 26” L and weigh 38 lbs while the 6” station is 10” W x 10” D x 26” L and weighs 42 lbs. Each station requires no action from the user except to drop the carrier down through the iris of the station. At that point, the carrier uses natural gravity to drop down to the station below. No blowers or pushbuttons are used with the **Zip Gravity** station.

Left: Iris



The “**DO IT YOURSELF**” pneumatic tube system is simple and economical to install and operate. Using our **Zip Soft Landing** stations on each end of the system, connected by Schedule 40 PVC piping, couplings, and bends; you have a complete working tube system at your service.

If you do not want the extra costs of paying for installation, this is the system for you! The “**DO IT YOURSELF**” system gives you an economical alternative to have the same benefits of a pneumatic tube system but without the installation costs. You get the pneumatic tube equipment shipped to your location for you or your own servicemen to perform the installation. It is that simple!

Zip Pneumatics, Inc.



- 2 Zip Soft Landing Stations
- 2 Remote Blowers
- 2 (min) Bends, 90 deg, 36" rad.
- 1 (min) Carrier

Local Hardware Store

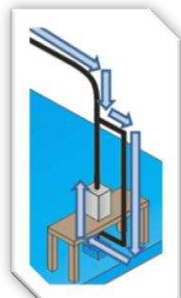


- Schedule 40 PVC Pipe
- Schedule 40 PVC Couplings
- PVC Pipe Cleaner
- PVC Pipe Glue
- Hanger Material for Pipe

This **Zip Soft Landing** system has many different sizes of schedule 40 PVC to choose from: 3”, 4”, and 6” and comes with carriers (the capsules that hold the items as they are sent through the pneumatic tube system) that are approximately ¼” smaller than the desired size of tubing. *Example:* 4” carriers would really only have an outside diameter of 3 ¼” to 3 ½” so it can fit through the tubing. The 90 degree PVC long radius bends must be purchased from Zip Pneumatics because they are not easily found at local hardware stores and are necessary to run the pneumatic tube system. Schedule 40 PVC repair couplings are also necessary to clamp the PVC tubing together and can be found at your local hardware store.



The **Zip Soft Landing** station is used when a facility requires minimal noise but still wants the advantages of a pneumatic tube system. The blower can be placed in a ceiling, cabinet, or any other closed space, and is attached to the station from beneath. By attaching the blower this way, this also provides a soft landing for the carrier when it arrives. The **Zip Basic** station, as shown to the left, is used for both *down receive stations* (the stations that receive a carrier from above). The only difference is that a remote blower hole is placed on the bottom of each station in order to correctly attach the blower. It is not a requirement to have the blower immediately below the station.



The **Zip Soft Landing** 3” and 4” stations are 7 ½” W x 7 ½” D x 26” L and weigh 38 lbs while the 6” station is 10” W x 10” D x 26” L and weighs 42 lbs. Each station requires minimal learning time and merely utilizes a pushbutton in order to send the carrier through the tube system. The **Zip Soft Landing** station uses a remote blower instead of a built-in blower to create the soft landing ability for the carrier. This system is good for any single level and/or multi-level transportation needs for a facility.

Left: Air Flow for Soft Landing System