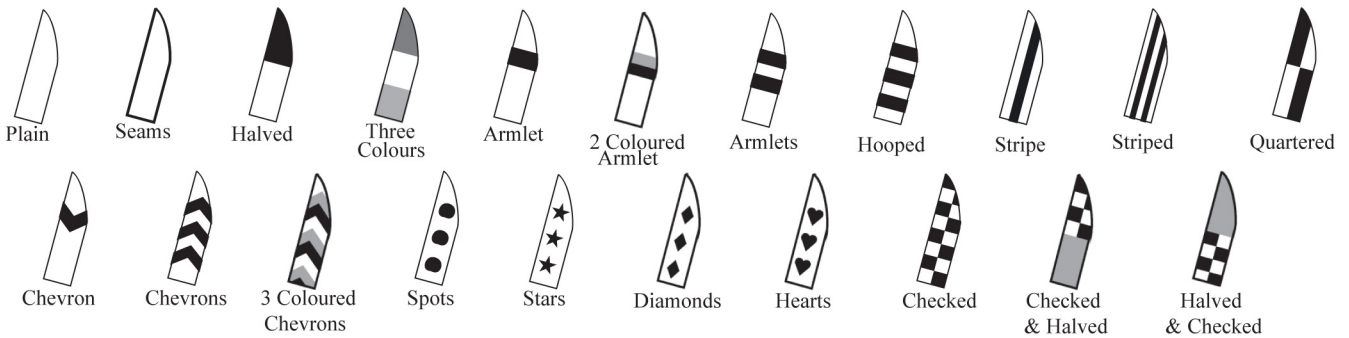




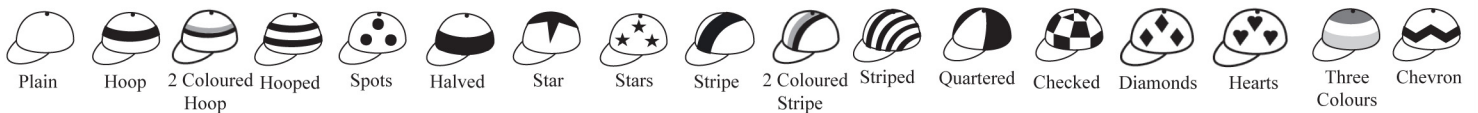
### ❖ Body Pattern ❖



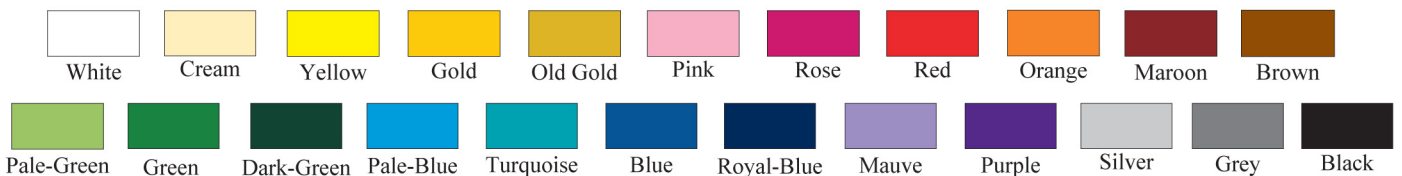
### ❖ Sleeves Pattern ❖



### ❖ Cap Pattern ❖



### ❖ Colours ❖



Note: The colours shown above are accurately represented but may not correspond, in all cases, exactly to the materials used, due to a limitation of the printing facilities. Samples of the materials used are kept at the Racing Registry for viewing by Owners.



## Racing Colours Regulations and Guidelines

- 1) Racing Colours are used to distinguish the horses in running during a race. To avoid confusion, each design must be unique and considerably different from other registered Colours.
- 2) Racing colours design once registered, is an unique representation of all horses under the same ownership. Yet the owner may, after registration, amend the design once only and such change can normally be allowed during the off-season period. An administration fee of HK\$10,000 will be charged for any change of racing colours design.
- 3) Selection of colours and patterns must be confined to the specifications as outlined in the Club's "Racing Colours Chart". The use of other patterns will not be allowed.
- 4) The entire design (including body, sleeves and cap) must be made up of a minimum of 2 to a maximum of 4 different colours.

Please also note:

- . The tip of the Cap is not for design and will appear as White on racecard. The tip of the actual cap worn by the Jockey will be same as the Cap's main colour.
- . When the pattern "Seams" is used for the body design, the sleeves design must also be "Seams", and vice versa.
- . For the sleeves and cap patterns of "Diamonds" / "Hearts" / "Spots" / "Stars", there will be more than 3 Diamonds / Hearts / Stars / Spots appeared on the actual racing silks.
- . A simple 2-colours combination with the most obvious patterns are likely to be taken already. We recommend Owners to use 3 or 4 different colours for the entire design.
- . All applications are subject to approval by the Club.
- . Each horse is required to have 2 sets of Racing Colours for racing and training purpose. They will be kept in the Jockeys' Room at Shatin and Happy Valley racecourse. The current charge is HK\$1,800.00 for 2 sets which will be debited to the Owner's membership account.

JUL 2012

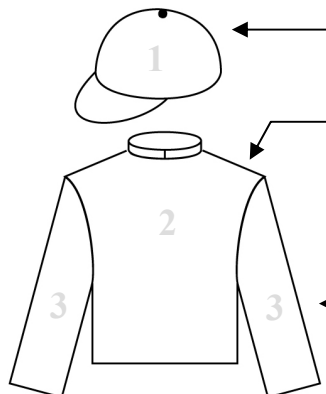
# RACING COLOURS

Head of Racing Registry (Fax No. 28810019, 28950507)  
 The Hong Kong Jockey Club  
 12/F Jockey Club Headquarters  
 1 Sports Road, Happy Valley, Hong Kong

*For enquires, please contact Mr Terry Lam at  
 2966 8770 (email: terry.ky.lam@hkjc.org.hk)*

I/We propose the following racing colours for approval:

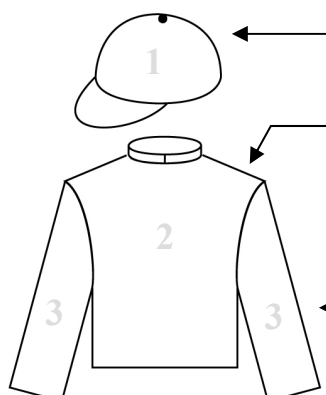
**1<sup>st</sup> Choice:**



<b>1. Cap</b>	Main Colour: _____ Pattern: _____ Pattern Colour: _____
<b>2. Body</b>	Main Colour: _____ Pattern: _____ Pattern Colour: _____
<b>3. Sleeves</b>	Main Colour: _____ Pattern: _____ Pattern Colour: _____

*Please indicate design*

**2<sup>nd</sup> Choice:**



<b>1. Cap</b>	Main Colour: _____ Pattern: _____ Pattern Colour: _____
<b>2. Body</b>	Main Colour: _____ Pattern: _____ Pattern Colour: _____
<b>3. Sleeves</b>	Main Colour: _____ Pattern: _____ Pattern Colour: _____

*Please indicate design*

To be signed by sole owner / all partners / all syndicate managers      Syndicate Name (if applicable) \_\_\_\_\_ (BA \_\_\_\_\_)

1. \_\_\_\_\_ 2. \_\_\_\_\_  
 NAME IN BLOCK LETTERS      NAME IN BLOCK LETTERS  
 A/C no (                    ) Signature: \_\_\_\_\_ A/C no (                    ) Signature: \_\_\_\_\_

3. \_\_\_\_\_ 4. \_\_\_\_\_  
 NAME IN BLOCK LETTERS      NAME IN BLOCK LETTERS  
 A/C no (                    ) Signature: \_\_\_\_\_ A/C no (                    ) Signature: \_\_\_\_\_

Contact Person: \_\_\_\_\_ Contact Phone No.: \_\_\_\_\_ Email: \_\_\_\_\_

For details concerning the purposes for which the information you provide may be used and your right to request access to information, etc., please refer to a notice relating to the Personal Data (Privacy) Ordinance available on our website: [http://www.hkjc.com/english/corporate/corp\\_privacy.asp](http://www.hkjc.com/english/corporate/corp_privacy.asp)