



Refer a friend and get \$25 off your class!  
page 4



# ART CLASSES & CAMPS

# SPRING 2013

REGISTRATION BEGINS  
DECEMBER 3, 2012  
CLASSES BEGIN  
JANUARY 21, 2013

317.255.2464

[IndplsArtCenter.org](http://IndplsArtCenter.org)

**BECOME A  
MEMBER  
AND SAVE!**

Art Center members get 15% off class fees all the time, every time!\*

\*Excludes Pop-Ups



## CONTACT US

Indianapolis Art Center  
Marilyn K. Glick School of Art  
820 East 67th St., Indianapolis, IN 46220  
(317) 255-2464  
(317) 254-0486 Fax  
IndplsArtCenter.org  
Guest Services Desk  
(317) 255-2464 x 0  
Info@IndplsArtCenter.org

## HOURS OF OPERATION

Gallery and Studio Hours During Semesters  
9 am-10 pm Monday-Friday  
9 am-6 pm Saturday  
Noon-6 pm Sunday

Gallery and Studio Hours During Semester Breaks  
December 22, 2012-January 20, 2013  
May 13-June 2, 2013  
9 am-6 pm Monday-Saturday  
Noon-6 pm Sunday

Administration  
9 am-5 pm Monday-Friday

## HOLIDAY HOURS

The Art Center will be closed on the following holidays. Online registration will still be available.  
Holiday Break - December 24-January 1  
Easter - March 31  
Memorial Day Weekend - May 25-27

## PROGRAMS & SERVICES

The Indianapolis Art Center offers a variety of programs and services focusing on Art Education, Exhibitions and Outreach.

**Accessibility**  
The Indianapolis Art Center is wheelchair accessible. Please call prior to your visit if you need special assistance.

**Smoking**  
The Indianapolis Art Center maintains a smoke-free environment.

**Publicity Waiver**  
Unless notified otherwise, enrollment indicates that students grant permission for use of any visual record of them or their artwork for publicity purposes.

**Faculty**  
For a complete list of the Art Center's faculty visit: [IndplsArtCenter.org/Faculty](http://IndplsArtCenter.org/Faculty).

## CLASS INFORMATION

**Spring Classes and Workshops**  
The Art Center offers classes in 4-week to 15-week sessions in a variety of days and times, including weekend workshops and 1- and 2-hour Pop-Ups for kids and adults.

Registration begins December 3, 2012. Art Center members receive 15% off on classes (excluding Pop-Ups). See page 45 for registration information.

*Special Note:* The monitors and instructors whose contact information is listed in the class descriptions can provide you with information concerning classes and supplies. They cannot accept registrations or reserve places in the classes. Where available, a materials supply list is included online with the course description.

**Tuition Assistance Programs**  
The Indianapolis Art Center offers a sliding tuition assistance program to qualifying students with financial need. Please call for an application or download the form from our website.

*Front cover image:*  
Jake Satchwell, *Ceramics*

## TABLE OF CONTENTS

Adult Class Calendar.....	6
Ceramics .....	8
Class Information.....	2
Digital Arts.....	12
Drawing .....	15
Event Calendar .....	5
Glass .....	19
Jewelry .....	21
Mixed Media.....	24
Membership Information .....	4
Open Figure Study .....	18, 31
Painting .....	27
Photography.....	12
Printmaking .....	32
Sculpture/Steel & Stone .....	34
Spring Art Camp.....	5
Textile Arts .....	24
Woodworking .....	37
Youth & Teen.....	40
Registration .....	45
Vendor Ads & Coupons .....	46

## MISSION

The mission of the Indianapolis Art Center is to


- ENGAGE,
- ENLIGHTEN and
- INSPIRE

our community by providing

- interactive art education,
- outreach to underserved audiences,
- support of artists and
- exposure to the visual arts

Started in 1934 as a Works Progress Administration project, the Indianapolis Art Center is a not-for-profit community arts organization that makes art accessible to all people and enhances people's lives through art.

 = Skip McKinney Faculty of the Year Award Winner

 = Family Class

# MEMBERSHIP PACKAGES

Paintbrush*	\$100
Artist Individual	\$60
Artist Family	\$75
Individual	\$55
Family	\$70
Senior Citizen Individual (over 62)	\$40
Student	\$40

\*portion is tax deductible

## Benefits of Membership

- **15% off on classes and workshops** all the time (excludes Pop-Ups)
- **Access to unlimited open studio** in select studios\*
- **Discounts on art supplies** at preferred vendors
- **Free drinks and appetizers** at all Art Center exhibition openings
- **Quarterly member appreciation nights** with free and unique art activities
- **Bi-monthly member magazine**

\*Fee applies

See a full list of benefits at: [IndplsArtCenter.org/Membership](http://IndplsArtCenter.org/Membership)

Throughout the catalog member prices are shown in color, like this: **member**/non-member.

# REFER A FRIEND AND GET \$25 OFF A CLASS!

If you love taking classes at the Art Center, now you can get a little love back when your family, friends, and co-workers register for a class or workshop\*.

Here's how it works:

- **Must be a new student**  
The person you refer must be a first-time student (or one who has not taken a class in the last three years).
- **Orders must be in person**  
Or over the phone at 317.255.2464 x0.
- **They must say your name at the time of registration**  
No going back later. Sorry.
- **Unlimited referrals**  
You get \$25 for each new student who mentions your name. We will credit your account so when you register for your Spring class or workshop, it'll be on your account ready and waiting. Please note: if you don't register any time in Spring 2013, the amount will **not** carry over. And if you've already registered when someone mentions your name, we'll refund the credit up to the amount of the Spring class for which you are enrolled.
- **More details**  
Call us at 317.255.2464 x0.



\* The value of the new student's registration must be at least \$100. Pop-Ups are excluded. Valid for Spring 2013 registrations only.

Visit [IndplsArtCenter.org](http://IndplsArtCenter.org) to register online

# MARK YOUR CALENDAR



## Exhibitions

**Winter Exhibition December 7, 2012-February 3, 2013**  
Exhibition Opening Reception Friday, December 14, 6-8 pm  
**Student Show Exhibition February 15-April 7, 2013**  
Exhibition Opening Reception Friday, February 15, 6-8 pm  
**Spring Exhibition April 12-June 9, 2013**  
Exhibition Opening Reception Friday, April 12, 6-8 pm



## Fifth Third Bank Broad Ripple Art Fair Preview Party

Friday, May 17, 2013 6-8 pm

Start your weekend in style at the Fifth Third Bank Broad Ripple Art Fair Preview Party presented by the Indianapolis Power & Light Company! Mingle with artists and art-lovers and enjoy delicious appetizers, drinks and music! Tickets at [IndplsArtCenter.org/BRAF](http://IndplsArtCenter.org/BRAF).



## Fifth Third Bank Broad Ripple Art Fair

Saturday, May 18, 2013 10 am-6 pm

Sunday, May 19, 2013 10 am-5 pm

The Fifth Third Bank Broad Ripple Art Fair is Indy's traditional kickoff to the summer festival season. The Art Fair brings together more than 225 artists, children's creative areas, gourmet food courts, a beer and wine garden and live entertainment. Tickets at [IndplsArtCenter.org/BRAF](http://IndplsArtCenter.org/BRAF).

# Spring Break Camps Registration Going on Now!

The Art Center focuses on building awareness, independence and self-esteem.

Date	Camp	Age	Time	Price
March 25-29	Full-Day	8-12	8:30 am-5:30 pm	\$276.25/\$325
April 1-5	Full-Day	8-12	8:30 am-5:30 pm	\$276.25/\$325

Our Spring Break Art Camps are designed like our acclaimed Summer Fine Arts Day Camp. Each day, children participate in a variety of art activities including: painting, drawing, hand-built ceramics, papermaking, sculpture and much more. Each session is led by a professional Artist/Instructor and Assistant (instructor-to-camper ratio does not exceed 1 to 10), to ensure that each child receives individual attention. Spring Break Art Camp includes a one-hour supervised lunch, play and rest time. (Please provide a drink and sack lunch. Refrigeration is not available.)

## Refund Policy for Spring Break Art Camp

1. A full refund will be made for camp sessions cancelled by the Art Center. Enrollment minimums must be met for camp sessions to be held.
2. No refunds will be made after March 18. A parent/guardian may withdraw a child prior to March 18 and receive a refund LESS a 20% administration fee by calling the Art Center.

For more Youth & Teen classes visit page 40.

Don't Forget!  
Summer Camp Registration Starts February 11, 2013!  
[IndplsArtCenter.org/Camps](http://IndplsArtCenter.org/Camps)

	MONDAY	TUESDAY	WEDNESDAY		THURSDAY	FRIDAY	WEEKEND	
CERAMICS	Wheel-Throwing & Ceramic Techniques 6:30-9:30 pm Pot-Pourri 7-10 pm	Beginning Wheel & More 9 am-noon Clay Art 10 am-1 pm Beginning Wheel-Throwing 6:30-9:30 pm Clay Art 7-10 pm	Pot-Pourri 9 am-noon Throwing Clay 9 am-12:30 pm Decorative Projects for the Home & Garden 12:30-3:30 pm Wheel-Throwing & Glazing Techniques 6-9 pm Ceramics 6:30-9:30 pm	CERAMICS	Adventures in Clayland! 9:30 am-12:30 pm All the Basics 9:30 am-12:30 pm Ceramics 6:30-9:30 pm Thirsty Thursdays 6:30-9:30 pm	Clay Time 9 am-noon	SAT	
							SUN	Intro to Wheel-Throwing 3-6 pm
DIGITAL ARTS & PHOTOGRAPHY	Photoshop 6:30-9:30 pm Learn Your Camera 7-9 pm Photographing People 7-9 pm Photo Archiving 7-9 pm	Digital Photography 9 am-noon Digital Photography 6:30-9:30 pm	Black & White Darkroom 6:30-9:30 pm Black & White Darkroom - Making the Fine Print 6:30-9:30 pm	DIGITAL ARTS & PHOTOGRAPHY	Learn Your Camera 10 am-noon Photographing People 10 am-noon Photo Archiving 10 am-noon Composition for Photography 6:30-9:30 pm Digital Photography 6:30-9:30 pm Advanced Digital Photography 6:30-9:30 pm		SAT	
							SUN	
DRAWING	Drawing 9 am-noon Figure Study 9 am-noon Traditional Drawing 12:30-3:30 pm Life Drawing I 6:30-9:30 pm Life Drawing II - Anatomy Study 6:30-9:30 pm	Drawing Basics for Future Painters 9 am-noon Portrait Drawing 12:30-3:30 pm Landscape Composition 12:30-3:30 pm Cartooning 6:30-9:30 pm Drawing 6:30-9:30 pm	Anatomy Study 9 am-noon Drawing on Memories 6:30-9:30 pm Fundamentals in Drawing - Anyone Can Draw! 6:30-9:30 pm	DRAWING	Fundamentals in Drawing - Anyone Can Draw! 12:30-3:30 pm Intro to Portrait Drawing 6-9 pm	Art Stories 9 am-noon Figure Study 9 am-noon	SAT	Drawing & Composition 9 am-noon Sketch in the City! 9 am-noon
							SUN	Figure Study noon-3 pm
GLASS	Intro to Glass Blowing 7-10 pm	Glass Blowing 7-10 pm	Glass Blowing 7-10 pm	GLASS	Advanced Techniques 6:30-9:30 pm	Glass Blowing 12:30-3:30 pm	SAT	
							SUN	
JEWELRY	Cloisonne Enamel 6:30-9:30 pm Cloisonne Pendant from Start to Finish 6:30-9:30 pm	Metalsmithing Basics 12:30-3:30 pm Jewelry & Metalsmithing 7-10 pm	Precious Metal & Metalsmithing Application 9 am-noon Earrings, Earrings, Earrings! 12:30-3:30 pm Die-Forming with the Hydraulic Press 12:30-3:30 pm Sawed Pattern Earrings 6:30-9:30 pm Wonders of the NEW Rolling Mill 6:30-9:30 pm	JEWELRY	Metalsmithing 7-10 pm Tuffa & Cuttlefish Casting 7-10 pm		SAT	
							SUN	
MIXED MEDIA & TEXTILES	Textile Design I 6-9 pm Assemblage with Found Objects 6:30-9:30 pm	Textile Design II 6-9 pm Mixed Media Sketchbook 6:30-9:30 pm Octagonal Frame Drum 6:30-9:30 pm Sketching with the Masters 6:30-9:30 pm	Weaving Your Way 6:30-8:30 pm	MIXED MEDIA & TEXTILES	Mixed Media/Collage Painting 10 am-noon Colonial Overshot Weaving 6:30-8:30 pm Contemporary Monks Belt Weaving 6:30-8:30 pm Knitting with Confidence 6:30-9:30 pm	Art Stories 9 am-noon	SAT	Collage Painting noon-3 pm
							SUN	
PAINTING	Explore the Joys of Watercolor 9 am-noon Figure Study 9 am-noon Icon Painting 12:30-3:30 pm Plein Air Painting 12:30-3:30 pm Watercolor 6:30-9:30 pm Encaustic Painting 6:30-9:30 pm Oil Painting 7-10 pm	Acrylic Painting 12:30-3:30 pm Oil Painting & Beyond 12:30-3:30 pm Principles of Soft Pastel and Oil Painting 6:30-9:30 pm	Let's Paint 9 am-noon Watercolor 12:30-3:30 pm Oil Painting 12:30-3:30 pm Painting from Within 6:30-9:30 pm Mandala/Thangka Painting 6:30-9:30 pm Watercolor 7-10 pm	PAINTING	Mixed Media/Collage Painting 10 am-noon Painting 12:30-3:30 pm Intro to Portrait Painting 6-9 pm Abstract Painting 6:30-9:30 pm Listening to Intuition 6:30-9:30 pm	Art Stories 9 am-noon Figure Study 9 am-noon Watercolor 9 am-noon	SAT	Painting Still Life noon-3 pm Painting Flowers noon-3 pm Collage Painting noon-3 pm
							SUN	Figure Study noon-3 pm
PRINTMAKING		Linocut Block Printing 6:30-9 pm Etching 6:30-9 pm	Intro to Stone Lithography 6:30-9:30 pm	PRINTMAKING	Intro to Color Woodcut 6:30-9:30 pm Intro to Silkscreen 6:30-9:30 pm	Independent Study Printmaking 9 am-noon	SAT	Intro to Letterpress Printing 12:30-3:30 pm
							SUN	
SCULPTURE/ STEEL & STONE	Bronze & Lost Wax 6:30-9:30 pm Patinas & Preservation 6:30-9:30 pm	Beginning Steel Sculpture 6-9 pm Metal Sculpture 6-9 pm	MIG Welding 9 am-noon Welding 7-10 pm	SCULPTURE/ STEEL & STONE	Steel & Wood Sculpture 9 am-noon Kinetic Sculpture 6:30-9:30 pm	Easy Sculpture for your Garden 6:30-9:30 pm	SAT	
							SUN	
WOOD	Furniture Design 9 am-noon Joinery 6:30-9:30 pm	Woodworking 10 am-1 pm Woodworking 7-10 pm	Mortise & Tenon Table Making 12:30-3:30 pm Woodturning 7-10 pm	WOOD	Bent Laminations 12:30-3:30 pm Beginning Woodworking 7-10 pm		SAT	Build Simple Arts & Crafts Projects noon-3 pm
							SUN	

# CERAMICS



## MONDAY

### BEGINNING

If you're totally new to ceramics or have taken a class or two sometime in your life, we will teach you wheel-throwing and handbuilding fundamentals. You'll also learn about glazing and other decorative techniques.

### INTERMEDIATE/ ADVANCED

These classes are for those looking to refine their technique or learn a particular technique (e.g., raku, large-scale pottery or high fire porcelain).

### ALL LEVELS

An "All Levels" class is for beginning through advanced level students. Our faculty work with you individually.

Clay and tools are additional and can be purchased at Guest Services. Clay starts at \$15 per 25-lb. bag and tools cost \$17 per pack. Please wear clothing suitable for working with clay.

Please note: Supplies are not included in adult classes and workshops. Please email the instructor for additional information regarding supplies. The cost of supplies will vary by class and medium.

### Wheel-Throwing and Ceramics Techniques

**ALL LEVELS**  
**6:30-9:30 pm**  
15 Weeks: January 21-April 29 **C100e15**  
Learn to make pieces on the potter's wheel and have fun doing it! Learn at your own pace and develop your own style. Whether you are a beginner or already have some wheel-throwing experience and want to refine your skills - this class is for you. Derryl has taught ceramics to all levels and ages for over 20 years. Basic forms like mugs, vases and bowls will be explored as well as more complex pieces like teapots, pitchers and plates. Instructor email: craddock@comcast.net.

### Pot-Pourri

**INTERMEDIATE-ADVANCED**  
**7-10 pm**  
15 Weeks: January 21-April 29 **C200e15**  
A class designed just for you! Each student will select from a list of 24 areas of study including naked raku, coiling large forms, altered shapes and much more. We can't do them all but we'll have fun trying. Instructional methods will include weekly demonstrations, How-to-do-it DVDs, related hand outs for your notebooks and, of course, personal instructor attention. Instructor email: lorann6@aol.com.

Visit [IndplsArtCenter.org](http://IndplsArtCenter.org) to register online

## TUESDAY

### Beginning Wheel & More

**ALL LEVELS**  
**9 am-noon**  
15 Weeks: January 22-April 30 **C101m15**  
All levels welcome! New students will learn the basics while more advanced students will broaden their skills. Projects will combine throwing and handbuilding as well as finishing and glazing techniques beyond basic glaze dipping. Instructor email: dgkirby@yahoo.com.

### Clay Art

**ALL LEVELS**  
**10 am-1 pm**  
7 Weeks: January 22-March 5 **C102m7**  
or  
7 Weeks: March 19-April 30 **C103m7**  
Learn to create clay art using either handbuilding, wheel-throwing, or a combination of both techniques. You will be guided through a variety of methods to build, decorate and glaze your ceramic projects. A virtual smorgasbord of ceramic techniques! Designed for all skill levels, this class is a great introduction to ceramic fundamentals. Instructor email: soyong@soyong.com.

### Beginning Wheel-Throwing

**BEGINNING**  
**6:30-9:30 pm**  
5 Weeks: January 22-February 19 **C104e5**  
or  
**6:30-9:30 pm**  
7 Weeks: March 19-April 30 **C105e7**  
This class is for students who have never used the potter's wheel or students who are continuing to build their basic skills on the wheel. Participants will explore methods of making cylinders, bowls, mugs and more. Students will also learn how to finish their pots using standard decorating and glazing techniques. This class is geared toward students with little or no prior wheel experience, but all are welcome. Instructor email: trceramics@gmail.com.

### Clay Art

**ADVANCED**  
**7-10 pm**  
15 Weeks: January 22-April 30 **C300e15**  
This class is for students who would like to explore advanced forms and functions for their work including different methods of surface treatments. Students will develop their own style working from their own personal inspirations. Instructor email: soyong@soyong.com.

SPRING 2013

## WEDNESDAY

### Pot-Pourri

**INTERMEDIATE-ADVANCED**  
**9 am-noon**  
15 Weeks: January 23-May 1 **C202m15**  
A class designed just for you! Each student will select from a list of 24 areas of study including naked raku, coiling large forms, altered shapes and much more. We can't do them all but we'll have fun trying. Instructional methods will include weekly demonstrations, How-to-do-it DVDs, related hand-outs for your notebooks and, of course, personal instructor attention. Instructor email: lorann6@aol.com.

### Throwing Clay

**INTERMEDIATE-ADVANCED**  
**9:30 am-12:30 pm**  
12 Weeks: January 23-April 10 **C203m12**  
Students of varied skill levels are encouraged to take this class. Newer students will develop basic skills while those with more experience will refine their technique to improve form and glaze application. Focus is on high fire functional work. We will work with porcelain, stoneware and raku. Instructor email: reiberg@aol.com.

### Decorative Projects for the Home and Garden

**ALL LEVELS** **NEW!**  
**12:30-3:30 pm**  
7 Weeks: January 23-March 6 **C106a7**  
or  
7 Weeks: March 20-May 1 **C107a7**  
This class focuses on hand-built art for the home and garden such as vases, serving trays and garden stakes. We will then move to more elaborate pieces like pitchers and teapots. We will learn basic clay construction and discuss composition, design, and function. Students are encouraged to clip ideas from magazines and catalogs for inspiration. Instructor email: vonniesue@sbcglobal.net.

**"I get to make work that is functional which I really love."**

—Barbara Robinson, *Ceramics*

## Wheel-Throwing & Glazing Techniques

INTERMEDIATE-ADVANCED

6-9 pm

12 Weeks: January 23-April 10

Students will refine their technique of wheel-thrown forms and glaze application. My goal is to help you make what you find beautiful: traditional or edgy, refined or rugged. I'll help you change that clunky doorstep into something your friends and relatives try to sneak out of your house. If you are already pretty good, we can try new techniques to help you expand your repertoire. Focus is on wheel-thrown, high-fire functional work, but purely decorative, raku, handbuilding, and slab work is welcomed too. Instructor email: reiberg@aol.com.

## Ceramics

ALL LEVELS

6:30-9:30 pm

15 Weeks: January 23-May 1

Learn the basics of a variety of clay forming techniques: wheel-throwing, slab, coil, sculpting and more. This is a great class for beginners! The instructor encourages and supports individual directions and choices. Instructor email: ryan3650@att.net.

## THURSDAY

### Adventures in Clay-land!

INTERMEDIATE-ADVANCED

9:30 am-12:30 pm

15 Weeks: January 24-May 2

Venture into the world of ceramic sculpture. Create your "one of a kind" clay art: functional, decorative, representational or abstract pieces. Learn handbuilding techniques from group lessons or pursue independent study projects with one-on-one guidance to sculpt your favorite pet, or to create that unique lamp, fountain or wall hanging. Express yourself with clay! Instructor email: dgkirby@yahoo.com.

**"It's a beautiful facility with everything you need. Ceramics class is a great way to escape and be creative."**

—Dorian Elam, *Ceramics*



### All the Basics

BEGINNING

9:30 am-12:30 pm

7 Weeks: January 24-March 7

or

7 Weeks: March 21-May 2

Students will tap into their creative side while learning all the basics of wheel-throwing and handbuilding with clay. We'll build, throw, trim and glaze projects while developing some great skills along the way. A fun and relaxed class for those with little to no experience. Instructor email: cheisler@indy.rr.com.

### Ceramics

ALL LEVELS

6:30-9:30 pm

15 Weeks: January 24-May 2

Learn the basics of a variety of clay forming techniques: wheel-throwing, slab, coil, sculpting and much more. This is a great class for beginners! The instructor encourages and supports individual directions and choices. Instructor email: ryan3650@att.net.

For Open Studio information go to:  
[IndplsArtCenter.org/OpenStudios](http://IndplsArtCenter.org/OpenStudios).

## Thirsty Thursdays

ALL LEVELS

6:30-9:30 pm

5 Weeks: January 24-February 21

or

5 Weeks: March 7-April 4

Please Note: Must be 21 or over to register.

Occasionally a great and noble class arrives to shape the landscape of pottery for future generations. Thirsty Thursdays is that class! Tim will take you on a voyage of cultural discovery through booze and clay. We will explore the culture behind beer and hoity-toity martinis. Along the way, we'll discover how to make the perfect drinking vessel for each of these vices. This is a class like no other and you might be changed forever. Proceed with caution... Instructor email: trceramics@gmail.com.

**NEW!**

Tim Compton

\$184.45/\$217

C112e5

C113e5

## FRIDAY

### Clay Time

BEGIN.-INTER.

9 am-noon

15 Weeks: January 25-May 3

Let's explore clay together! The beauty of this class is that its syllabus is built around your goals for the semester. We may construct slab boxes or work on wheel-throwing skills one week and form coil vessels, or engage in horsehair firing another week! All forming/finishing techniques are open for further exploration. Bring ideas, enthusiasm and an open mind, as well as an old 3-ring binder for infamous class handouts. Instructor email: pbreidenbach@ameritech.net.

Peggy Breidenbach

\$413.10/\$486

C114m15

## SUNDAY

### Introduction to Wheel-Throwing

BEGINNING

3-6 pm

7 Weeks: January 27-March 10

Begin your clay experience with a fun and exciting challenge on the potter's wheel. It's not as easy as it looks, but we know you can do it with the help of this skilled instructor. You will learn to create cups, bowls and plates. Remember, the more you practice the better you get so use your free studio time. No experience required. Instructor email: stephencreech@gmail.com.

**NEW!**

Stephen Creech

\$246.50/\$290

C115a7

## Ceramic Pop-Ups!

[IndplsArtCenter.org/PopUps](http://IndplsArtCenter.org/PopUps)

\*Prices shown are formatted as follows: member/non-member. For information on how to become a member please go to: [IndplsArtCenter.org/membership](http://IndplsArtCenter.org/membership)



# DIGITAL ARTS & PHOTOGRAPHY



## BEGINNING

Whether you're using a digital or film camera, you'll learn the basics: shutter speed, aperture, ISO, lenses, flash and composition. In digital classes, it's helpful to have basic computer skills to learn basic image editing techniques.

## INTERMEDIATE

These classes are for people familiar with the basics (see above) and ready to work on their technique.

## ALL LEVELS

An "All Levels" class is for beginning through advanced level students. Our faculty work with you individually.

Students must provide their own digital or 35mm film camera.

Please note: Supplies are not included in adult classes and workshops. Please email the instructor for additional information regarding supplies. The cost of supplies will vary by class and medium.

## MONDAY

### Photoshop

**BEGINNING** Dan Cooper  
6:30-9:30 pm \$148.75/\$175  
4 Weeks: January 21-February 11 **DA103e4**

or  
4 Weeks: February 25-March 18 **DA104e4**

or  
4 Weeks: April 1-April 22 **DA105e4**

Manipulating and restoring photos, creating digital art projects and simply improving family pictures are great ways to have fun with Photoshop. Learn to use the magical tools along with color correction, resolution, layering, filters and more. This class emphasizes individualized instruction sensitive to your goals and skill level. Instructor email: Dan@CooperFineArt.com (317) 845-7365.

## Learn Your Camera

**ALL LEVELS** Dan Helrigel  
7-9 pm **NEW!** \$148.75/\$175

4 Weeks: January 21-February 11 **DA100e4**  
Learn about your digital camera and photography techniques in a language you can understand. Photographic concepts will be translated for easy comprehension and related to your camera's operation. No experience necessary and any camera is welcome. Instructor email: danhelrigel@yahoo.com.

## Photographing People

**ALL LEVELS** Dan Helrigel  
7-9 pm \$148.75/\$175

4 Weeks: February 25-March 18 **DA101e4**  
This class is for anyone looking to get better results when photographing people, family, friends and street photography. We will look at how to get the most out of challenging lighting, posing and shooting from the hip to get great candid shots. Students need to have a good basic understanding of their digital SLR cameras. Instructor email: danhelrigel@yahoo.com.

## Photo Archiving

**ALL LEVELS** Dan Helrigel  
7-9 pm **NEW!** \$148.75/\$175

4 Weeks: April 1-April 22 **DA102e4**  
Learn how to organize your digital images. Explore different storage and display options, as well as free programs for effects and photo books. Bring your own laptop and digital images. Instructor email: danhelrigel@yahoo.com.

## TUESDAY

### Digital Photography

**BEGINNING** Dan Helrigel  
9 am-noon \$230.35/\$271

7 Weeks: January 22-March 5 **DA106m7**

or  
6:30-9:30 pm \$230.35/\$271

7 Weeks: January 22-March 5 **DA107e7**  
Topics include camera features, taking pictures and using basic computer tools to edit photos. Also, composition, image correction, and color management. Instructor email: danhelrigel@yahoo.com.

**“My first Art Center class gave me the confidence to pursue a career in photography.”**

—Louie Moschell, *Digital Arts & Photography*

## Digital Photography

**INTERMEDIATE** Dan Helrigel  
9 am-noon \$230.35/\$271

7 Weeks: March 19-April 30 **DA206m7**

or  
6:30-9:30 pm \$230.35/\$271

7 Weeks: March 19-April 30 **DA207e7**  
Continue to explore your camera and photographic techniques. Course examines photographic composition and it's visual aesthetics. Includes some Photographic Art History and current trends like Photoshop manipulation. Instructor E-mail: danhelrigel@yahoo.com.

## WEDNESDAY

### Black & White Darkroom

**BEGINNING** (Ages 16-Adult) Jasen Goslin  
6:30-9:30 pm \$230.35/\$271

7 Weeks: January 23-March 6 **PH100e7**

Beginners will learn the basics of camera operation, still photography, black & white film development and darkroom printing techniques. Students will receive some assignments, individual review and critiques. Instructor will provide a workbook with formulas, hints and other information for students as they advance through the class. Instructor email: jwgphoto@comcast.net.

### Black & White Darkroom - Making the Fine Print

**INTERMEDIATE** (Ages 16-Adult) Jasen Goslin  
6:30-9:30 pm \$230.35/\$271

7 Weeks: March 20-May 1 **PH200e7**

This class focuses on producing a quality black and white negatives and prints using traditional, wet dark room techniques. Students learn and enhance their knowledge of contemplative exposures, zone system development, quality work prints and finished prints, as well as classical mounting and matting techniques. In this class, students are introduced to large format work and create images using fiber paper, toning, contrast filters, traditional film and paper chemistry. Instructor email: jwgphoto@comcast.net.

\*Prices shown are formatted as follows: member/non-member. For information on how to become a member please go to: [IndplsArtCenter.org/membership](http://IndplsArtCenter.org/membership)

**Learn Your Camera**

ALL LEVELS **NEW!** Dan Helrigel  
 10 am-noon \$148.75/\$175  
 4 Weeks: January 24-February 14 **DA108m4**  
 Learn about your digital camera and photography techniques in a language you can understand. Photographic concepts will be translated for easy comprehension and related to your camera's operation. No experience necessary and any camera is welcome. Instructor email: danhelrigel@yahoo.com.

**Photographing People**

ALL LEVELS Dan Helrigel  
 10 am-noon \$148.75/\$175  
 4 Weeks: February 28-March 21 **DA109m4**  
 This class is for anyone looking to get better results when photographing people, family, friends and street photography. We will look at how to get the most out of challenging lighting, posing and shooting from the hip to get great candid shots. Students need to have a good basic understanding of their digital SLR cameras. Instructor email: danhelrigel@yahoo.com.

**Photo Archiving**

ALL LEVELS **NEW!** Dan Helrigel  
 10 am-noon \$148.75/\$175  
 4 Weeks: April 4-April 25 **DA110m4**  
 Learn how to organize your digital images. Explore different storage and display options, as well as free programs for effects and photo books. Instructor email: danhelrigel@yahoo.com.

**Composition for Photography**

ALL LEVELS Dan Cooper  
 6:30-9:30 pm \$230.35/\$271  
 7 Weeks: January 24-March 7 **PH201e7**  
 or  
 7 Weeks: March 21-May 9 **PH202e7**  
 Learn about controlling your center of interest using balance, rhythm and movement. Students must have basic knowledge of how to operate their camera. Instructor email: Dan@CooperFineArt.com or call (317) 845-7365.

**Digital Photography**

INTERMEDIATE Dan Helrigel  
 6:30-9:30 pm \$230.35/\$271  
 7 Weeks: January 24-March 7 **DA200e7**  
 Continue to explore your camera and photographic techniques. This course examines photographic composition and its visual aesthetics. Includes some Photographic Art History and current trends like Photoshop manipulation. Instructor E-mail: danhelrigel@yahoo.com.

**Advanced Digital Photography**

ADVANCED Brian Brosmer  
 6:30-9:30 pm \$230.35/\$271  
 7 Weeks: March 21-May 9 **DA300e7**  
 This class will focus on advancing the skill of taking better images, using a variety of lighting situations and subjects. Sharing images throughout the week will increase knowledge. Students need to have a good basic understanding of their digital SLR cameras. Instructor email: b.brosmer@comcast.net.

**WORKSHOPS IN DIGITAL ARTS & PHOTOGRAPHY**

**The Quick and Easy Portrait** **NEW!**

ALL LEVELS Matt Compton  
 Saturday & Sunday noon-3 pm \$159/\$174  
 February 16 & 17 **DAWE100**  
 This workshop is for anyone looking to get better at photographing the people around them. From posed family shots to photographing on the streets, we will explore the way to get the most from your photo shoots. We will also look at how to use the environment around you and some cheap simple tools to capture the perfect moment. Instructor email: mattpcampton@gmail.com.

**Google SketchUp**

ALL LEVELS Evgenia Dimova  
 Saturday & Sunday 9 am-5 pm \$280/\$295  
 March 2 & 3 **DAWE101**  
 Unlock your creativity with Google's amazing, new 3D design program, Google SketchUp. Design small and large scale projects while learning program techniques and short cuts used by architectural professionals and design gurus worldwide. "SketchUp is the finest (and most innovative) tool available for anyone designing anything from coffee pots to skyscrapers." - McCall & Associates. Instructor email: edimova@bdmd.com.

**iPhoneography**

ALL LEVELS Matt Compton  
 Saturday 10 am-1 pm \$55.25/\$65  
 April 13 **DAWE102**  
 Use your iPhone to learn creative photography techniques! Explore different iPhone apps like Instagram, Synthcam, Camera+ and Hipstamatic. Students will also discuss photo storage solutions. Bring your iPhone (any model iPhone) with the apps above and laptop (if you have one) to join in the fun! Instructor email: mattpcampton@gmail.com.



**Drawing**

BEGINNING-INTERMEDIATE John McKee  
 9 am-noon \$336.60/\$396  
 12 Weeks: February 4-April 22 **D100m12**  
 Basic study of line, form and perspective is presented using techniques from the book *Drawing on the Right Side of the Brain* by Betty Edwards. This book perfectly outlines a beginning drawing class. Begin with a series of pre-instruction drawings and move on to contour drawing, value studies, still lifes, anatomy, portraits and figure drawing. Instructor email: mckeej53@yahoo.com.

**Traditional Drawing**

ALL LEVELS Irina Smulevitch  
 12:30-3:30 pm \$336.60/\$396  
 12 Weeks: February 4-April 22 **D101a12**  
 This course is great for students who would like to strengthen or refine their drawing skills. Personal instruction is based on the experience level of each individual. Instructor email: color.cat@hotmail.com.

**BEGINNING**

If you're totally new to drawing or took a class or two sometime in your life, you'll learn/remember the basics of drawing: line, tonality, perspective, composition, balance and center of interest.

**INTERMEDIATE/ ADVANCED**

These classes are for those looking to refine their technique or learn a particular technique (e.g., pastel, conte crayon, charcoal, pencil, ink wash).

**ALL LEVELS**

An "All Levels" class is for beginning through advanced level students. Our faculty work with you individually.

Please note: Supplies are not included in adult classes and workshops. Please email the instructor for additional information regarding supplies. The cost of supplies will vary by class and medium.





## TUESDAY

### Drawing Basics for Future Painters

ALL LEVELS Irina Smulevitch  
 9 am-noon \$215.90/\$254  
 7 Weeks: January 22-March 5 **D103m7**  
 or  
 7 Weeks: March 19-April 30 **D104m7**  
 Learn drawing basics such as perspective, proportion, form and composition through fun and creative projects with both individual and group instruction. Emphasis is on the ability to “see” rather than just technique. This class provides an excellent opportunity to learn how to draw before you start to paint. Instructor email: color.cat@hotmail.com.

### Portrait Drawing

ALL LEVELS Irina Smulevitch  
 12:30-3:30 pm \$226.10/\$266  
 7 Weeks: January 22-March 5 **D105a7**  
 or  
 7 Weeks: March 19-April 30 **D106a7**  
 This drawing class will focus on the anatomy of the head and the conventions of portrait drawing. Students will develop basic skills in a realistic style of academic school of drawing. Instructor email: color.cat@hotmail.com.

### Landscape Composition

BEGINNING-INTERMEDIATE James Hubbard  
 12:30-3:30 pm \$148.75/\$175  
 4 Weeks: April 2-23 **D107a4** **NEW!**  
 Students will study the principles of landscape composition. Using these principles, students create their own small landscapes from outdoor areas around the Art Center using any 2D drawing media of your choice: pencil, pastel, ground copper plate, etc. We will examine traditional and contemporary examples within the American landscape tradition. Students are responsible for purchasing their own materials. Instructor email: mainartery2008@gmail.com.

### Cartooning

ALL LEVELS Vandra Pentecost  
 6:30-9:30 pm \$148.75/\$175  
 4 Weeks: January 22-February 12 **D108e4** **NEW!**  
 Learn to draw the basic geometric shapes and combine them to create figures, animals or a fantasy world working with line and composition using pencil or pen. Create your own cartoon strip, storyboard or greeting card series. Instructor email: linderdesign@sprintmail.com.

### Life Drawing I

BEGINNING-INTERMEDIATE Vandra Pentecost  
 6:30-9:30 pm \$226.10/\$266  
 7 Weeks: January 21-March 4 **D102e7**  
 Beginning to advanced students will explore the contemporary aspects of figure drawing working from professional models, starting with short poses and continuing to extended poses. Fundamental elements including anatomy, line quality, tone, proportion and foreshortening will be explored. Handouts will be provided to help reinforce basic concepts. Traditional and contemporary approaches will be presented to help you develop your individual style. Instructor email: linderdesign@sprintmail.com.

### Life Drawing II - Anatomy Study

INTERMEDIATE Vandra Pentecost  
 6:30-9:30 pm \$226.10/\$266  
 7 Weeks: March 18-April 29 **D202e7**  
 Attention will focus on depicting the surface muscles through line and rendering to create gracefulness throughout the pose. Students will use casts to study the underlying bone structure and surface muscles of the human form. Each week class will focus on one aspect: arm, leg, torso front and back, head, hands and feet. Students will draw from live models in 25 - 60 minute poses. Reference handouts provided. Instructor email: linderdesign@sprintmail.com.

## Drawing

BEGINNING-INTERMEDIATE John McKee  
 6:30-9:30 pm \$336.60/\$396  
 12 Weeks: February 5-April 23 **D109e12**  
 Basic study of line, form and perspective is presented using techniques from the book *Drawing on the Right Side of the Brain* by Betty Edwards. This book perfectly outlines a beginning drawing class. Subjects covered begin with a series of pre-instruction drawings and move on to contour drawing, value studies, still lifes, anatomy, portraits and figure drawing.

## WEDNESDAY

### Anatomy Study

ALL LEVELS Irina Smulevitch  
 9 am-noon \$226.10/\$266  
 7 Weeks: January 23-March 6 **D110m7**  
 or  
 7 Weeks: March 20-May 8 **D111m7**  
*Please Note: No class meeting April 3.*  
 Anatomy is the key to success in figure drawing. With help from the instructor, you will learn how to draw from the inside out. We will study structure, composition and different techniques. The class will be divided into drawing from the skeleton and drawing from live models. Instructor email: color.cat@hotmail.com.

### Fundamentals in Drawing - Anyone Can Draw!

BEGINNING-INTERMEDIATE Vandra Pentecost  
 6:30-9:30 pm \$148.75/\$175  
 4 Weeks: January 23-February 13 **D112e4**  
 Anyone can draw! Learn the fundamental drawing skills and techniques for you to advance on your artistic path. Instruction in drawing media and their applications, sighting techniques, the principles of composition, how to apply expressive line and value, scaling techniques and perspectives will be learned through step-by-step weekly exercises. Instructor email: linderdesign@sprintmail.com.

## Drawing on Memories

ALL LEVELS Vandra Pentecost  
 6:30-9:30 pm \$148.75/\$175 **NEW!**  
 4 Weeks: April 3-April 24 **D113e4**  
 Do you have someone that you are especially connected to? What do you feel about a certain person, life event or reoccurring dream? Is there an elder you would like to help with memory? Come and create a memory to celebrate a love or loss, joy or sorrow. Discussion will lead to an initial sketch of your concept and formalizing your approach towards completion. Please bring in photos or personal items, if needed, that could be utilized to create your finished choice of a drawing, painting, collage, sculpture or book. Instructor email: linderdesign@sprintmail.com.

## THURSDAY

### Fundamentals in Drawing - Anyone Can Draw!

BEGINNING-INTERMEDIATE Vandra Pentecost  
 12:30-3:30 pm \$215.90/\$254  
 7 Weeks: January 24-March 7 **D114a7**  
 or  
 7 Weeks: March 21-May 9 **D115a7**  
 Anyone can draw! Learn the fundamental drawing skills and techniques for you to advance on your artistic path. Instruction in drawing media and their applications, sighting techniques, the principles of composition, how to apply expressive line and value, scaling techniques and perspectives will be learned through step-by-step weekly exercises. Instructor email: linderdesign@sprintmail.com.

### Introduction to Portrait Drawing

ALL LEVELS Vandra Pentecost  
 6-9 pm \$226.10/\$266  
 7 Weeks: January 24-March 7 **D116e7**  
 Learn the guidelines to locate facial planes, proportions and features. Draw from casts to understand the underlying structure of the head and features, create a self-portrait and progress to working with live models. Demonstrations and handouts provided. Instructor email: linderdesign@sprintmail.com.

“The Art Center provides a beautiful facility for me to create inspiring artwork in my everyday life.”

—Laura McCrimmond, *Drawing*

\*Prices shown are formatted as follows: member/non-member. For information on how to become a member please go to: [IndplsArtCenter.org/membership](http://IndplsArtCenter.org/membership)

## FRIDAY

### Art Stories

ALL LEVELS Irina Smulevitch  
 9 am-noon \$215.90/\$254  
 7 Weeks: January 25-March 8 **MM115m7**  
 or  
 7 Weeks: March 22-May 3 **MM116m7**  
 Paint or draw your way through the history of art in this unique combination of exciting lectures, field trips and painting fundamentals! Students will learn about traditional and contemporary artists while exploring the Indianapolis Art Center and the Indianapolis Museum of Art. From these inspirations and personal interest, students will create their own masterpieces in paint! All mediums are welcome and encouraged! Instructor email: color.cat@hotmail.com.

## SATURDAY

### Drawing & Composition

INTERMEDIATE-ADVANCED Dan Cooper  
 9 am-noon \$215.90/\$254  
 7 Weeks: January 26-March 9 **D200m7**  
 Learn about balance, rhythm, movement and center of interest. For more information, go to [www.CooperFineArt.com](http://www.CooperFineArt.com) then click the "Drawing & Composition" link to see what other classes and individuals have done. For questions email [Dan@DanCooperFineArt.com](mailto:Dan@DanCooperFineArt.com) or call (317) 845-7365.

### Sketch in the City!

ALL LEVELS Dan Cooper  
 9 am-noon \$215.90/\$254  
 7 Weeks: March 23-May 4 **D117m7**  
 A fun time outside of the Art Center! Students choose the location to draw. We've been to the country for barns, the hustle of downtown Indy, IMA grounds, Broad Ripple, Fountain Square and more. Where would you like to go with your group? Lessons are individualized dependent on experience. Favorite topics include perspective, textures, shading, and art history. For questions email [Dan@DanCooperFineArt.com](mailto:Dan@DanCooperFineArt.com) or call (317) 845-7365.

\*Prices shown are formatted as follows: [member/non-member](#). For information on how to become a member please go to: [IndplsArtCenter.org/membership](http://IndplsArtCenter.org/membership)

## WORKSHOPS IN DRAWING

### Drawing Marathon

ALL LEVELS  
 Saturday 9 am-4 pm \$38.25/\$45  
 April 20 **DWE100**  
 Join the Art Center for a Drawing Marathon this Spring! Students participating in this special event will work from a live figure model. Models will work into extended poses to give professionals, students and novices the opportunity to observe and illustrate the human figure to each student's comfort level. Marathon will be held in a casual & friendly environment with breaks, as needed. Students interested in painting or sculpting the figure are also welcome!

## Drawing Pop-Ups! [IndplsArtCenter.org/PopUps](http://IndplsArtCenter.org/PopUps)

## DRAWING / PAINTING FIGURE STUDY

Figure models will begin with short warm-up poses and work into longer poses in these 5-week sessions. Please note: No instructor will be present.

ALL LEVELS \$63.75/\$75

Monday 9 am-noon	
January 21-February 18	<b>FS100</b>
February 25-March 25	<b>FS200</b>
April 8-May 6	<b>FS300</b>
Friday 9 am-noon	
January 25-February 22	<b>FS110</b>
March 1-March 29	<b>FS210</b>
April 12-May 10	<b>FS310</b>
Sunday noon-3 pm	
January 27-February 24	<b>FS120</b>
March 3-April 7	<b>FS220</b>
April 14-May 12	<b>FS320</b>
One-time drop-in to any session	\$15

# GLASS



### BEGINNING

In beginning classes, you'll learn the basics of glass and develop some proficiency while producing small vessels and solid forms. Class time is divided between demonstration of technique and hands-on instruction. Group projects develop the concept of teamwork and help build your confidence. Courses are repeatable to develop proficiency.

### INTERMEDIATE/ADVANCED

These classes are for those looking to refine their technique while learning to make more definitive forms and move into using color applications.

### ALL LEVELS

An "All Levels" class is for beginning through advanced level students. Our faculty work with you individually.

For all classes bring water to drink, sunglasses and wear a cotton shirt, pants and closed toe shoes. No sandals, shorts or synthetics. Please keep in mind this studio has high heat temperatures. All classes are in the Glass Studio.

Participants must have a minimum height of 56 inches to be able to independently look into the furnace, have full vision capabilities, gripping strength with both hands and have adequate eye-hand coordination.

★ = Skip McKinney Faculty of the Year Award Winner

**"I believe that a student's inner curiosity can be ignited and nurtured to lead them in a lifelong pursuit of their own pleasure in their creations of artwork."**

—Matt Kenyon, Glass Instructor (right)

## MONDAY

**Intro to Glass Blowing** ★ Matt Kenyon  
 BEGINNING \$674.90/\$794  
 7-10 pm  
 15 Weeks: January 21-April 29 **G100e15**  
 Learn the fundamentals of molten glass forming and techniques used in glass blowing. Studio time is initially divided between explanations on the use of all basic glass blowing equipment, demonstrations and hands-on instruction, while always emphasizing safe studio habits. To gain a basic understanding of glass and its potential as a vehicle in the expression of ideas, students are encouraged to experiment using various tools and equipment to make forms. Technical information covers glass composition, melting and working temperatures, structural capabilities, compatibility issues and annealing. Bring sunglasses and wear a cotton shirt and pants to work the first day. No sandals, shorts or synthetics. Please also keep in mind this studio has high heat temperatures. Instructor email: [kenyonscreations@yahoo.com](mailto:kenyonscreations@yahoo.com).

## TUESDAY

### Glass Blowing

BEGINNING-INTERMEDIATE  
7-10 pm

Ben Johnson  
\$674.90/\$794  
G101e15

15 Weeks: January 22-April 30

This beginning/intermediate course is designed to teach the basics of molten glass forming including techniques used in glass blowing and solid forming to gain a basic understanding of glass and some proficiency in glass working. Students will produce small vessels and paperweights by the end of the course. Development of good work habits will be stressed. Technical information includes glass formulation and melting, colorants and annealing. Class time is divided between demonstration of technique and hands-on instruction. Group projects develop the concept of teamwork and help build student's confidence. Students are encouraged to experiment with form, surface and texture. This course is repeatable and covers all levels of proficiency. Instructor email: benny500@hotmail.com.

## WEDNESDAY

### Glass Blowing

INTERMEDIATE-ADVANCED  
7-10 pm

★ Matt Kenyon  
\$674.90/\$794  
G200e15

15 Weeks: January 23-May 1

This class is for those who have had one or two previous glass classes and consists of projects for both intermediate and advanced level students. Class content includes the development of blowing skills and continuation of personal goals. You may design a project (and will be encouraged to work on your own or with a partner to create the work). Instructor will be available to help solve problems and resolve issues relating to the work. You will complete up to four involved projects during the semester. Advanced students should plan on buying hand tools and specialized supplies. Instructor email: kenyoncreations@yahoo.com.

## THURSDAY

### Advanced Techniques

INTERMEDIATE-ADVANCED  
6:30-9:30 pm

Ben Johnson  
\$674.90/\$794  
G201e15

15 Weeks: January 24-May 2

If you have basic glass blowing skills, learn to work hotter, thinner and faster to make well-formed and evenly blown vessel bodies. This class will provide a firm foundation in the basic movements of glassblowing. Drawing and teamwork will be stressed in the creation of these objects. When students have mastered basic vessel forms, we will introduce various color applications to enhance the beauty of the objects. Instructor email: benny500@hotmail.com.

## FRIDAY

### Glass Blowing

BEGINNING  
12:30-3:30 pm



Matt Kenyon  
\$435.20/\$512  
G102a7

7 Weeks: January 25-March 8

or

7 Weeks: March 22-May 3

G103a7

Learn the basics of molten glass forming, specifically techniques used in glassblowing. Studio time is initially divided between explanations on the use of all basic glass blowing equipment, demonstrations and hands on instruction while emphasizing safe studio habits. To gain a basic understanding of glass and its potential as a vehicle in the expression of ideas, students are encouraged to experiment using various tools and equipment to make forms. Technical information covers glass composition, melting and working temperatures, structural capabilities, compatibility issues and annealing. Students will make a set of drinking glasses or vases. Instructor email: kenyoncreations@yahoo.com.

## Glass Pop-Ups! IndplsArtCenter.org/PopUps

## WORKSHOPS IN GLASS

### Make a Drinking Glass

INTERMEDIATE

Yuri Okamoto

Saturday 10 am-3 pm &

Sunday noon-4 pm

February 23 & 24

★ NEW!

\$169.15/\$199  
GWE200

Intermediate and advanced students learn how to make thin, well-formed drinking glasses influenced by Venetian glassblowing style. Students will focus only on the drinking glass, allowing perfection of this form with the use of optic molds. Instructor email: yuriglasscom@yahoo.com.

### Solid Sculptures & Paperweights



ALL LEVELS

Matt Kenyon

Saturday & Sunday noon-3 pm

March 23 & 24

GWE100

This workshop will explore solid glass forms and sculpting while experimenting with color. The instructor will demonstrate ideas and consult students regarding endless, glass sculpting possibilities. Students will start with cherry wood blocks for making traditional sphere paperweights and quickly move into using other molds and hand tools to manipulate the glass. Instructor email: kenyoncreations@yahoo.com.

# JEWELRY



## MONDAY

### BEGINNING

These courses are designed to introduce you to the basics of jewelry making through instruction and demonstration of hand tools, torches and various machinery. You will work on projects of individual design set within the guidelines of the instructor. Projects and instruction may include the elements and principles of design, sawing, piercing, annealing, texture, forging, bezel setting and studio safety. You will be amazed at what you can learn in a beginning class!

### INTERMEDIATE/ADVANCED

These classes allow you to hone the skills you learned in beginning jewelry. You will participate in design exercises and develop individual designs as well as be introduced to intermediate or advanced fabrication skills which may include metal inlay, use of the hydraulic press, etching, fold forming and many other advanced techniques.

### ALL LEVELS

An "All Levels" class is appropriate for beginning through advanced level students. As with all jewelry classes, faculty work with you individually.

Please note: Supplies are not included in adult classes and workshops. Please email the instructor for additional information regarding supplies. The cost of supplies will vary by class and medium.

### Cloisonne Enamel

ALL LEVELS

★ NEW!

Sandro Akhvediani

6:30-9:30 pm

\$221.85/\$261

7 Weeks: January 21-March 4

J100e7

Fire up your love of metalsmithing with this introduction to cloisonne—an ancient technique of fusing wired enamel in a kiln. Try different techniques of cloisonne: concave, convex and flat. Master skills in soldering wire and experimenting with colored enamels while creating your own design, whether an abstract or a pictorial image. Instructor email: sandroah@hotmail.com.

### Cloisonne Pendant from Start to Finish

ALL LEVELS

Sandro Akhvediani

& Kimberly Conrad

6:30-9:30 pm

\$221.85/\$261

7 Weeks: March 18-April 29

J101e7

Design and create a stunning enamel and silver pendant as you learn the art of cloisonne and jewelry making. The first part of the class will focus on the magic of fusing enamel powders and metal in a kiln. Next, learn to solder and set your enamel like a gemstone in a bezel. You will complete your pendant by making a simple, hand-made chain. Get ready for rave reviews when you say, "I made this!" Instructor email: sandroah@hotmail.com or kimberlyconrad@aol.com.

## TUESDAY

### Metalsmithing Basics

BEGINNING Heidi Mandich  
 12:30-3:30 pm \$148.75/\$175  
 4 Weeks: April 2-23 **J102a4**  
 Explore the art of creating jewelry from sheet metal and wire of copper, brass or silver using hammers, saws, drills and torches and turn them into jewelry pieces of your own design. If you have ever wondered if this is the creative path for you, now you can find out! Instructor email: hmandich@gmail.com.

### Jewelry & Metalsmithing

ALL LEVELS Marilyn Smith  
 7-10 pm \$221.85/\$261  
 7 Weeks: March 19-April 30 **J103e7**  
 If you want to learn how to make silver jewelry or hollow ware, this class will give you the opportunity to refine your techniques. Nonferrous metals, silver, copper, brass and gold can be hammered into bowl shapes or shaped into jewelry on a smaller scale. It can be cut and soldered or riveted into fabricated pieces. It can be folded, hammered, unfolded, pierced and pattern rolled. It can be melted and cast in cuttlebone, fused and reticulated. Chains can be made and stones can be set. Students work at their own level and their own pace. Instructor email: mmaule@comcast.net.

## WEDNESDAY

### Precious Metal & Metalsmithing Application

ALL LEVELS Lisa Prado & Myra Perrin  
 9 am-noon \$221.85/\$261  
 7 Weeks: March 20-May 1 **J104m7**  
 Learn beginning, intermediate and advanced techniques for working with precious metal clay. Beginners learn to roll, shape, texture and cut clay. Intermediate students build upon their skills by learning stone setting techniques and ring/bracelet forming. All levels will be exposed to basic metalsmithing techniques which will expand their skill set to new ways of working with Precious Metal Clay. Instructor email: myraperrin@comcast.net or leepra@aol.com.

**“I really like learning how to use the tools, it feels very hands-on!”**

—Ana Shekhar, *Jewelry*

### Earrings, Earrings, Earrings!

ALL LEVELS Kimberly Conrad  
 12:30-3:30 pm \$221.85/\$261  
 7 Weeks: January 23-March 6 **J105a7**  
 Learn the basics of jewelry making by focusing on earrings! Learn sawing, soldering, forming and micro-folding. Hone your technique to create cool color textures, color patina and even bezel setting a cabochon stone! You'll end up with so many earrings you'll be giving them away! No experience necessary. Instructor email: kimberlyconrad@aol.com.

### Die-Forming with the Hydraulic Press **NEW!**

ALL LEVELS Kimberly Conrad  
 12:30-3:30 pm \$221.85/\$261  
 7 Weeks: March 20-May 1 **J106a7**  
 This class will focus on the amazing forming possibilities of the hydraulic press. You will create easy to make dies that, with the help of the press, will form flat sheet metal into distinct embossed shapes. These reusable dies can be used to make identical forms for earrings, pendants, bracelets- quick, quick, quick! Instructor email: kimberlyconrad@aol.com.

### Wonders of the NEW Rolling Mill

ALL LEVELS Kimberly Conrad  
 6:30-9:30 pm **NEW!** \$148.75/\$175  
 4 Weeks: January 23-February 13 **J107e4**  
 Expand your repertoire or learn for the first time the wonders of the rolling mill. This class focuses on enhancing your jewelry design by adding embossed patterns to sheet metal, creating shaped wire and forging or thinning metal with the mill. Suggested projects will be based on skill level. Instructor email: kimberlyconrad@aol.com.

**Jewelry Pop-Ups!**  
[IndplsArtCenter.org/PopUps](http://IndplsArtCenter.org/PopUps)

\*Prices shown are formatted as follows: member/non-member. For information on how to become a member please go to: [IndplsArtCenter.org/membership](http://IndplsArtCenter.org/membership)

### Sawed Pattern Earrings

ALL LEVELS Kimberly Conrad  
 6:30-9:30 pm **NEW!** \$148.75/\$175  
 4 Weeks: February 27-March 20 **J108e4**  
 Learn to use a saw with confidence and explore the process of piercing and sawing to create stunning pierced domed earrings. Tricks of the trade will be shared on how to make matching earrings. Forming, soldering and finishing techniques will also be discussed. This is a great class for beginners or those who want to really learn how to saw. Instructor email: kimberlyconrad@aol.com.

## THURSDAY

### Metalsmithing

BEGIN.-INTER. Anita Gogulis-Danenman  
 7-10 pm \$221.85/\$261  
 7 Weeks: January 24-March 7 **J109e7**  
 Create a charm bracelet and more learning the basics: piercing, soldering, various polishing techniques, making jump rings, bezel setting, fabricating a bezel for a ring or pendant, as well as exploring the use of pre-manufactured bezels. Also included is an introduction to chain making, including a handmade clasp. Instructor email: agdjewels@indy.rr.com.

### Tuffa and Cuttlefish Casting

BEGIN.-INTER. Anita Gogulis-Danenman  
 7-10 pm **NEW!** \$221.85/\$261  
 7 Weeks: March 21-May 2 **J110e7**  
 Explore a fun and interesting way to make several finished jewelry pieces with cuttlefish and tuffa casting. Cast rings and necklaces out of bronze, however the techniques will be the same if you choose to use with precious metal. Other techniques vital to jewelry production such as soldering and annealing will also be taught. This class will provide an exciting opportunity for students to take home some beautiful unique works of art. Instructor email: agdjewels@indy.rr.com.



## WORKSHOPS IN JEWELRY

### Beginning Stone Cutting and Polishing

BEGINNING-INTERMEDIATE Chuck Bruce  
 Sat 9 am-3 pm & Sun noon-3 pm \$158.95/\$187  
 February 2 & 3 **JWE100**  
 Learn how to cut cabochons (rounded polished stones), the factors to consider in selecting a stone, dopping, proper use of trim saws, grinding and polishing wheels, standard shapes or freeform and design ideas for use of the finished stones. All skill levels are welcome. Instructor email: info@chuckbrucedesigns.com.

### Advanced Stone Cutting

INTERMEDIATE-ADVANCED Chuck Bruce  
 Sat 9 am-3 pm & Sun noon-3 pm \$158.95/\$187  
 February 16 & 17 **JWE200**  
 This intermediate course is intended for those with some cabling (cabochons making) experience who wish to broaden their skills in freeform square, shield, heart, and cross shaped stones. Emphasis on proper use of trim saws, grinding and polishing wheels, and demonstrate the process of doublet (2 layers of stone) and intarsia (creating a picture out of stone) processes. Instructor email: info@chuckbrucedesigns.com.

### Design and Make Cloisonne Jewelry

ALL LEVELS Sandro Akhvediani  
 Saturday 9 am-4 pm \$132.60/\$156  
 February 23 **JWE101**  
 Fire up your love of metalsmithing with this introduction to cloisonne enameling with the guidance of an experienced instructor. Students will discuss and sketch possibilities then learn basic cloisonne techniques to create a cloisonne piece that can be converted into a pendant, bracelet or ring. Instructor email: sandroah@hotmail.com.

### Precious Metal Clay

ALL LEVELS Lisa Prado  
 Sat 9 am-3 pm & Sun noon-3 pm \$158.95/\$187  
 April 13 & 14 **JWE102**  
 Spend the weekend working with metal clay! This hands-on workshop will begin with instructor overview of various metal clays, examples of jewelry that has been designed using the clay and demonstrations of: layering, texturing, carving, finishing, polishing, applying patina and making ear wires. The students will then proceed using their imagination to create the jewelry pieces of their choice. With metal clay, the creative possibilities are endless! Instructor email: leepra@aol.com.

# MIXED MEDIA & TEXTILES



All classes in this category are suitable for beginners and those with some previous experience. The faculty work with you individually.

These classes and workshops are best suited for those who want to spark their creativity and do something artistic.

Please note: Supplies are not included in adult classes and workshops. Please email the instructor for additional information regarding supplies. The cost of supplies will vary by class and medium.

## MONDAY

### Textile Design I

**BEGINNING** Ruby Ballard-Harris  
**6-9 pm** \$336.60/\$396  
 12 Weeks: February 4-April 22 **MM100e12**  
 Learn how to read a pattern, take body measurements, do seams and seam finishes and create a pattern layout. In this class, students complete a simple garment. This class is great for anyone who has never touched a sewing machine but wants to learn. Students sew at their own pace. Instructor email: rubballharr@sbcglobal.net.

### Assemblage with Found Objects

**ALL LEVELS** Kyle Herrington  
**6:30-9:30 pm** \$215.90/\$254  
 7 Weeks: March 18-April 29 **MM101e7**  
 Learn the art of assemblage using found objects and painting to achieve your vision. Assemblage is a sculptural art form, unifying a group of seemingly unrelated objects. You'll gain design skills to help form your work of art, reviewing examples of other artists that use this medium. Instructor email: kaherrington@gmail.com.

## TUESDAY

### Textile Design II

**INTERMEDIATE** Ruby Ballard-Harris  
**6-9 pm** \$336.60/\$396  
 12 Weeks: February 5-April 23 **MM200e12**  
 Learn the proper fitting and handwork for finishing a garment. In this class, students learn how to set in sleeves, shoulder pads, buttons and button holes, as well as how to use fasteners and closures. Students complete a lined garment. Instructor email: rubballharr@sbcglobal.net.

### Mixed Media Sketchbook

**ALL LEVELS** Bianca Mandity  
**6:30-9:30 pm** \$215.90/\$254  
 7 Weeks: January 22-March 5 **MM102e7**  
 Join us for exploration of the mixed media sketchbook. This class is designed to harness your creativity, so shut off your critic and expand your artistic language while exploring the practice and purpose of keeping an artist's book. Students who have previously taken the class will explore new techniques and concepts. Instructor email: bancandm@me.com.

### Octagonal Framed Drum

**ALL LEVELS** Mary Jo Bayliss  
**6:30-9:30 pm** \$148.75/\$175  
 4 Weeks: February 26-March 19 **MM104e4**  
 or  
 4 Weeks: April 2-April 23 **MM105e4**  
 Come learn how to make your own octagonal frame drum. This type of drum is found world wide, and is surprisingly easy to construct. We'll be working with a compound miter saw, wet rawhide, and possibly henna! It's an adventure in learning. Instructor email: interact9@live.com.

## WEDNESDAY

### Weaving Your Way

**ALL LEVELS** Nina Suntzeff  
**6:30-8:30 pm** \$200.60/\$236  
 7 Weeks: January 23-March 6 **MM106e7**  
 or  
 7 Weeks: March 20-May 1 **MM107e7**  
 Want to weave a beautiful scarf for yourself or someone else? You can also create a towel, shawl, place mats or baby blanket. Bring your ideas and join us to learn the ancient art of loom weaving with a contemporary twist. This is a beginner class or a refresher course for experienced students. Course syllabus, project ideas and yarn supplied by the instructor. Yarns can also be purchased online with advice from instructor before class. Videos on techniques and historical information about weaving will also be provided.

## THURSDAY

### Mixed Media / Collage Painting

**ALL LEVELS** Bobbie K Owens  
**10 am-noon** **NEW!** \$148.75/\$175  
 4 Weeks: January 24-February 14 **MM108m4**  
 or  
 4 Weeks: February 28-March 21 **MM109m4**  
 or  
 4 Weeks: April 4-April 25 **MM110m4**  
 Discover the origins of your "visual identity" through the exploration of collage, painting and other mixed media. Students will be encouraged to develop his or her own "artistic self" while experimenting with expressive drawing and collage, coupled with stimulating discussions. Instructor email: bobbiekowens@live.com.

**"I like the teachers.  
 They are experts in  
 their field and are great  
 at encouraging people  
 to try new things"**

—Chris Hammock, *Mixed Media & Textiles*

\*Prices shown are formatted as follows: member/non-member. For information on how to become a member please go to: [IndplsArtCenter.org/membership](http://IndplsArtCenter.org/membership)

## Colonial Overshot Weaving

ALL LEVELS Nina Suntzeff  
 6:30-8:30 pm \$200.60/\$236  
 7 Weeks: January 24-March 7 **MM111e7**  
 Explore this lovely weave structure popular from about 1750 to the Civil War. Traditionally, Coverlets with evocative names like Blooming Leaf and Lee's Surrender were hand-woven at home or by traveling itinerant weavers. Create your own project on a four shaft loom, learning pattern drafting and block theory. Yarn supplied.

## Contemporary Monk's Belt Weaving

ALL LEVELS **NEW!** Nina Suntzeff  
 6:30-8:30 pm \$200.60/\$236  
 7 Weeks: March 21-May 2 **MM112e7**  
 Join us to learn Monk's Belt, a geometric overshot weave structure with exciting contemporary possibilities, especially in how you can weave with colors. You will weave an imaginative project of your choice such as a pillow, table runner, towel or wall hanging. No real monks are involved.

## Knitting with Confidence

BEGINNING **NEW!** Hap Clemons  
 6:30-9:30 pm \$215.90/\$254  
 7 Weeks: January 24-March 7 **MM113e7**  
 or  
 7 Weeks: March 21-May 2 **MM114e7**  
 This knitting class will provide beginning knitters a chance to learn the basics of casting on, the knit and purl stitch, how to bind off, how to read a pattern and how to pick the perfect projects to become the knitter you want to be. Become confident in tackling those more difficult projects by breaking them down in easy to understand terms. Instructor email: hclemons@indplsartcenter.org.

## FRIDAY

### Art Stories

ALL LEVELS Irina Smulevitch  
 9 am-noon \$215.90/\$254  
 7 Weeks: January 25-March 8 **MM115m7**  
 or  
 7 Weeks: March 22-May 3 **MM116m7**  
 Paint or draw your way through the history of art in this unique combination of exciting lectures, field trips and painting fundamentals! Students will learn about traditional and contemporary artists while exploring the Indianapolis Art Center and the Indianapolis Museum of Art. From these inspirations and personal interest, students will create their own masterpieces in paint! All mediums are welcome and encouraged! Instructor email: color.cat@hotmail.com.

## SATURDAY

### Collage Painting

ALL LEVELS **NEW!** Sandro Akhvediani  
 noon-3 pm \$148.75/\$175  
 4 Weeks: April 6-April 27 **P120a4**  
 Explore a collage technique - the artwork made from an assemblage of different textures and forms glued to a piece of cardboard or canvas, thus creating a new whole picture. Create your own composition, whether an abstract or a pictorial image, using colored papers, fabrics and acrylic paint with the guidance of an experienced painting instructor. Students may bring images that inspire them to work from. Instructor email: sandroah@hotmail.com.

## Mixed Media Pop-Ups!

[IndplsArtCenter.org/PopUps](http://IndplsArtCenter.org/PopUps)

## WORKSHOPS IN MIXED MEDIA

### Psanky Egg Decorating

ALL LEVELS Martha Koen  
 Saturday 1-4 pm \$85/\$100  
 March 23 **MMWE100**  
 "Psanky", or Ukrainian Egg decorating has been handed down through generations of Ukrainian people. The tradition of egg decorating is over 2000 years old. Legend has it that as long as psanky are decorated, goodness will prevail over evil throughout the world. Make a beautiful gift or a decoration for your home. Instructor email: mmarthakoen@hotmail.com.

### Sew a Summer Wardrobe for Your Child

**NEW!**  
 INTERMEDIATE Ruby Ballard-Harris  
 Saturday & Sunday 1-4 pm \$172/\$187  
 April 20 & 21 **MMWE101**  
 Create a summer wardrobe for your toddler! We will focus on jumpers, pants and more. Patterns provided for sizes 2T-4 or bring your own garments and embellish with ruffles, buttons or bows. Instructor email: rubballharr@sbcglobal.net.

# PAINTING



### BEGINNING

If you're totally new to painting or took a class or two sometime in your life, you'll learn the basics: composition, building a painting, color theory (mixing and relationships) and the specifics of the medium (i.e., acrylic, oil, watercolor).

### INTERMEDIATE/ADVANCED

These classes are for those looking to refine their technique or learn a particular technique.

### ALL LEVELS

An "All Levels" class is for beginning through advanced level students. Our faculty work with you individually.

Please note: Supplies are not included in adult classes and workshops. Please email the instructor for additional information regarding supplies. The cost of supplies will vary by class and medium.

## MONDAY

### Explore the Joys of Watercolor

BEGINNING-INTERMEDIATE Irina Smulevitch  
 9 am-noon \$215.90/\$254  
 7 Weeks: January 21-March 4 **P100m7**  
 or  
 7 Weeks: March 18-April 29 **P101m7**  
 In a low-key and friendly studio environment, experience and develop the skills for painting with watercolor: composition, basic color mixing and different color relationships. Experiment with this medium while working on a variety of subject matters. Instructor demonstrations and critiques encourage the development of artistic technique. Instructor email: color.cat@hotmail.com.

### Icon Painting

ALL LEVELS Martha Koen  
 12:30-3:30 pm \$215.90/\$254  
 7 Weeks: January 21-March 4 **P102a7**  
 Students will learn to "write" an icon and learn about the history, tradition and significance of how and why an icon is "written". Instructor email: mmarthakoen@hotmail.com.



## Oil Painting

BEGINNING-INTERMEDIATE R. Carol Skinner  
 7-10 pm \$215.90/\$254  
 7 Weeks: January 21-March 4 **P106e7**  
 or  
 7 Weeks: March 18-April 29 **P107e7**  
 Students are shown what to consider when beginning a painting, such as overall composition, mixing color and other techniques for problem solving to lead to a successful painting. Create at least two paintings from beginning to end while gaining experience in oil painting at your own individual pace. The instructor provides demonstrations and critiques along the way. Instructor email: RCarolSkinner@yahoo.com.

## TUESDAY

### Acrylic Painting

ALL LEVELS Martha Koen  
 12:30-3:30 pm \$351.90/\$414  
 15 Weeks: January 22-May 7 **P108a15**  
*Please Note: No class meeting April 2*  
 Everyone is an artist! This class focuses on inspiration and growth, with help given in use of the medium, mixing of color, composition and leaving one's comfort zone. Instructor email: mmarthakoen@hotmail.com.

### Oil Painting & Beyond

ADVANCED R. Carol Skinner  
 12:30-3:30 pm \$351.90/\$414  
 15 Weeks: January 22-April 30 **P300a15**  
 This class is for those who already have a working knowledge of the basics of oil painting. There will be one painting finished every 5 weeks of the same subject choosing from 5 different color schemes. An "impression" or point of view, will be stressed. Guidance and critiques will be given along the way. Instructor email: RCarolSkinner@yahoo.com.

### Principles of Soft Pastel and Oil Painting

INTERMEDIATE-ADVANCED Pamela Newell  
 6:30-9:30 pm \$215.90/\$254  
 7 Weeks: January 22-March 5 **P200e7**  
 or  
 7 Weeks: March 19-April 30 **P201e7**  
 Previous drawing/painting experience recommended. Choose a medium - soft pastel or oil - to learn the principles of a great painting. Bring landscape photos or still life objects and explore composition, focal point, value and color. Take an average painting to the next level. More info at PNewellArt.com, or call 317-842-5513. Instructor email: pam@pnewellart.com.

### Plein Air Painting

ALL LEVELS Martha Koen  
 12:30-3:30 pm \$148.75/\$175  
 4 Weeks: April 1-22 **P103a4**  
 Follow in the footsteps of Monet, Van Gogh and many great artists. Come and paint outside with us! Instructor email: mmarthakoen@hotmail.com.

### Watercolor

ALL LEVELS Irina Smulevitch  
 6:30-9:30 pm \$351.90/\$414  
 15 Weeks: January 21-April 29 **P105e15**  
 In addition to learning or reinforcing concepts of composition and color theory, learn everything you need to know to complete a painting from start to finish. Group instruction with attention to each student. Instructor email: color.cat@hotmail.com.

### Encaustic Painting

ALL LEVELS Kyle Herrington  
 6:30-9:30 pm \$215.90/\$254  
 7 Weeks: January 21-March 4 **P104e7**  
 An introduction to the unique art of painting with melted wax. Students will learn the basics of encaustic painting as well as techniques such as collage, dimensional painting, layering and drawing into wax. All styles and experience levels welcome! Instructor email: kaherrington@gmail.com.

## WEDNESDAY

### Let's Paint (Oil or Acrylic)

ALL LEVELS Sandy Roob  
 9 am-noon \$351.90/\$414  
 15 Weeks: January 23-May 1 **P109m15**  
 If you love to paint and enjoy mixing colors or want to give it a try for the first time this is the class for you. Students will create landscape, still life and abstract paintings in their choice of oil or acrylic. They will learn about composition, color theory, artistic styles and artists. Classes include instructor demonstrations, individual attention and constructive group critiques in a fun environment. Please bring supplies to the first class so we can paint. Instructor email: sroob16@gmail.com.

### Watercolor

ALL LEVELS Irina Smulevitch  
 12:30-3:30 pm \$351.90/\$414  
 15 Weeks: January 23-May 1 **P110a15**  
 In addition to learning or reinforcing concepts of composition and color theory, learn everything you need to know to complete a painting from start to finish. Group instruction with attention to each student. Questions are encouraged from the instructor. Instructor email: color.cat@hotmail.com.

### Oil Painting

BEGINNING-INTERMEDIATE R. Carol Skinner  
 12:30-3:30 pm \$351.90/\$414  
 15 Weeks: January 23-May 1 **P111a15**  
 Students are shown what to consider when beginning a painting, such as overall composition, mixing color and other techniques for problem solving to lead to a successful painting. In addition to creating at least two paintings from beginning to end, students gain experience in creating an oil painting at their own individual pace. The instructor provides demonstrations and critiques along the way. Instructor email: RCarolSkinner@yahoo.com.

### Painting from Within

ALL LEVELS Sofiya Inger  
 6:30-9:30 pm \$215.90/\$254  
 7 Weeks: January 23-March 6 **P113e7**  
 As we learn new techniques and improve our painting skills, students will also develop their personal imagery and a "story" to tell. Great attention will be given to strong composition, color choices and creative use of materials. Instructor email: sonk8@aol.com.

★ = Skip McKinney Faculty of the Year Award Winner

## Mandala/Thangka Painting

ALL LEVELS **NEW!** Vandra Pentecost  
 6:30-9:30 pm \$148.75/\$175  
 4 Weeks: February 27-March 20 **P112e4**  
 Thangkas are Tibetan icon paintings. Bring your life experiences and creative juices, along with photos or personal items, if needed, that could be utilized to create an icon for you or a favorite person. Mandalas are paintings to focus meditation or that describe your unfolding inner world. Incorporate your philosophy, worldview, family, personal growth and spiritual identity in a journey of self-examination. Instructor email: linderdesign@sprintmail.com.

### Watercolor

BEGINNING Bruce Dean  
 7-10 pm \$148.75/\$175  
 4 Weeks: April 3-24 **P114e4**  
 Students will receive an overview of the watercolor medium and will experiment with watercolor studies. Students will leave with a final painting and the tools to continue painting afterwards.

## THURSDAY

### Mixed Media/Collage Painting

ALL LEVELS Bobbie Owens  
 10 am-noon \$148.75/\$175  
 4 Weeks: January 24-February 14 **MM108m4**  
 or  
 4 Weeks: February 28-March 21 **MM109m4**  
 or  
 4 Weeks: April 4-April 25 **MM110m4**  
 Discover the origins of your "visual identity" through the exploration of collage, painting and other mixed media. Students will be encouraged to develop his or her own "artistic self" while experimenting with expressive drawing and collage, coupled with stimulating discussions. Instructor email: bobbiekowens@live.com.



## Painting

INTERMEDIATE-ADVANCED Ann Eckerson  
12:30-3:30 pm \$351.90/\$414  
15 Weeks: January 24-May 9 P203a15

*Please Note: No class meeting on April 25*  
Student's choice of medium includes watercolor, acrylics, oils and pastel. Students work at their own pace on subjects of their choice. Source materials may include student's own sketches or photographs, or work may be developed from imagination. Subjects may include landscapes, still lifes, florals, figures or abstract ideas. Class paints for 2 1/2 hours; 1/2 hour is devoted to group critique, demonstrations or lectures on aspects of composition. Instructor email: anecker@sbcglobal.net.

## Intro to Portrait Painting

ALL LEVELS Vandra Pentecost  
6-9 pm \$226.10/\$266  
7 Weeks: March 21-May 9 P115e7

*Please Note: No class meeting on April 25*  
Students will study the underlying bone structure and surface muscles to learn basic anatomical fundamentals. Skin tone palettes will also be explored. Traditional and contemporary approaches will be demonstrated. Students will draw from casts this first week then paint a male and female model working in 3-week sessions, 3 hour poses, to complete a finished piece. Students must bring their choice of media: pastel, oils or acrylics and 18" x 24" paper or 16" x 20" canvas. Instructor email: linderdesign@sprintmail.com.

## Abstract Painting

ALL LEVELS Kerri Ammirata  
6:30-9:30 pm \$215.90/\$254  
7 Weeks: January 24-March 7 P116e7

Students will be guided through the difficulties and questions of abstract painting. Each student will create acrylic or oil paintings guided by their intuition and creativity. Each student will learn how to retain structure, choose colors and create composition within an abstract painting. Instructor email: kammirata@gmail.com.

## Listening to Intuition

ALL LEVELS Kerri Ammirata  
6:30-9:30 pm \$148.75/\$175  
4 Weeks: March 14-April 4 P117e4

or  
4 Weeks: April 11-May 9 P118e4  
*Please Note: No class meeting on April 25*  
Students will learn to trust their intuition to help make decisions about composition, color, structure and more. Students will look at abstract art, complete instructor guided exercises and work on a self-guided acrylic painting. Instructor email: kammirata@gmail.com.

## FRIDAY

## Art Stories

ALL LEVELS Irina Smulevitch  
9 am-noon \$215.90/\$254  
7 Weeks: January 25-March 8 MM115m7

or  
7 Weeks: March 22-May 3 MM116m7  
Paint or draw your way through the history of art in this unique combination of exciting lectures, field trips and painting fundamentals! Students will learn about traditional and contemporary artists while exploring the Indianapolis Art Center and the Indianapolis Museum of Art. From these inspirations and personal interest, students will create their own masterpieces in paint! All mediums are welcome and encouraged! Instructor email: color.cat@hotmail.com.

## Watercolor

ALL LEVELS Shirley Carr  
9 am-noon \$351.90/\$414  
15 Weeks: January 25-May 3 P117m15

Bring your paints and paper and join others who enjoy the unexpected world of watercolor. Learn basic techniques or further develop your style of painting. Choose to explore a new method, a new style or mixed media. Some of the newer techniques will be demonstrated. Instruction is on an individual basis. Most of all we will paint, paint, paint - just for fun!

## SATURDAY

## Painting Still Life

ALL LEVELS Sandro Akhvlediani  
noon-3 pm \$148.75/\$175  
4 Weeks: January 26-February 16 P118a4

## Painting Flowers

ALL LEVELS Sandro Akhvlediani  
noon-3 pm \$148.75/\$175  
4 Weeks: March 2-23 P119a4

Create a beautiful acrylic painting of a still life or flowers with the guidance of the experienced instructor. Explore different techniques and enjoy the beauty of impressionistic style. It's easy and fun! Come see what you can create! Instructor email: sandroah@hotmail.com.

## Collage Painting

ALL LEVELS Sandro Akhvlediani  
noon-3 pm \$148.75/\$175  
4 Weeks: April 6-27 P120a4

Explore a collage technique - the artwork made from an assemblage of different textures and forms glued to a piece of cardboard or canvas, thus creating a new whole picture. Create your own composition whether an abstract or a pictorial image using colored papers, fabrics and acrylic paint with the guidance of an experienced painting instructor. Students may bring images that inspire them to work from. Instructor email: sandroah@hotmail.com.

## DRAWING / PAINTING FIGURE STUDY

Figure models will begin with short warm-up poses and work into longer 25-minute poses in these 5-week sessions. Taggart Studio. Please note: No instructor will be present.

ALL LEVELS \$63.75/\$75

Monday 9 am-noon  
January 21-February 18 FS100  
February 25-March 25 FS200  
April 8-May 6 FS300

Friday 9 am-noon  
January 25-February 22 FS110  
March 1-March 29 FS210  
April 12-May 10 FS310

Sunday noon-3 pm  
January 27-February 24 FS120  
March 3-April 7 FS220  
April 14-May 12 FS320

One-time drop-in to any session \$15

## WORKSHOPS IN PAINTING

### Paint and Palette Knife

ALL LEVELS Kay Quatroche  
Saturday 1-4 pm \$85/\$100  
March 16 PWE101

Enjoy the fun and freedom of painting with a palette knife! Create flowing, colorful abstract designs. Bring your acrylic paints, palette knives and two 16"x20" canvases, or canvas boards if you prefer. Instructor will provide a variety of palette knives. Instructor e-mail: kayqart@comcast.net.

### Encaustic Painting

ALL LEVELS Kyle Herrington  
Saturday 9 am-4 pm \$148.75/\$175  
April 27 PWE102

A one day crash course on the unique art of painting with melted wax. Students will learn the basics of encaustic painting, as well as techniques such as collage, dimensional paint layering and drawing into wax. All styles and experience levels welcome! Instructor email: kaherrington@gmail.com.

## Painting Pop-Ups!

[IndplsArtCenter.org/PopUps](http://IndplsArtCenter.org/PopUps)



“Every minute I spend in class, there’s a new discovery... My eyes open a little wider each class.”

—Libby Porter, *Painting*



# PRINTMAKING



Printmaking allows you to create an image and then make many copies of it.

## BEGINNING

The beginning class is for those totally new to printmaking or those who took a class or two some time ago.

## ALL LEVELS

An "All Levels" class is for beginning through advanced level students. The faculty works with you individually.

There are many printmaking techniques: woodcut, intaglio, lithography, monoprint. If you want to know if the Art Center has the equipment you'll need, please contact Patrick Flaherty at PFlaherty@IndplsArtCenter.org. All classes and workshops are in the Printmaking Studio.

## TUESDAY

### Linocut Block Printing

ALL LEVELS  
6:30-9 pm  
7 Weeks: January 22-March 5  
Students carve key and reduction blocks for multiple color linocut prints. Emphasis will be on concept development, composition, process and proper use of tools, materials and press. Students will examine work of master American block printers. Student print exchange on week seven. Materials are available for purchase from instructor the first night. Instructor email: mainartery2008@gmail.com.

James Hubbard  
\$215.90/\$254  
PR100e7

### Etching

ALL LEVELS  
6:30-9 pm  
7 Weeks: March 19-April 30  
Students work on two copper plates using hard and soft grounds and aquatint for tone. Emphasis will be on concept development, composition, process and proper use of tools, materials, acid bath and press. Students will examine work of master American intaglio artists. Student print exchange on week seven. Materials available for purchase from instructor the first night. Instructor email: mainartery2008@gmail.com.

James Hubbard  
\$215.90/\$254  
PR101e7

## WEDNESDAY

### Intro to Stone Lithography

ALL LEVELS  
6:30-9:30 pm  
12 Weeks: February 6-April 24  
We will explore fundamentals of the core printmaking technique: Stone Lithography. This course will also discuss the history of this printmaking method as well as how it has evolved to today's studio practice. During this course, students will learn proper use of materials and how to print an edition. At the end of this class, we will all partake in a portfolio exchange, and go home with a set of your classmates' prints! Instructor email: carlosprintmaker@yahoo.com.

Carlos Cazares  
\$317.05/\$373  
PR102e12

## THURSDAY

### Intro to Color Woodcut

ALL LEVELS  
6:30-9:30 pm  
7 Weeks: January 24-March 7  
Participants will explore a variety of methods of color woodcut printmaking ranging from hand coloring to double drop to four-block color process. Participants will have the option to participate in a group portfolio. Instructor email: carlosprintmaker@yahoo.com.

**NEW!** Carlos Cazares  
\$215.90/\$254  
PR103e7

### Intro to Silkscreen

ALL LEVELS  
6:30-9:30 pm  
7 Weeks: March 21-May 9  
*Please Note: No class meeting on April 25*  
We will cover the basic fundamentals of color Silkscreen Printing. We will discuss its historical context, evolution, and use in contemporary art. Each class will be covering different tools and techniques used to achieve a multiple color silkscreen print. We will print t-shirts in this course! Instructor email: carlosprintmaker@yahoo.com.

**NEW!** Carlos Cazares  
\$215.90/\$254  
PR104e7



## FRIDAY

### Independent Study Printmaking

ALL LEVELS  
9 am-noon  
15 Weeks: January 25-May 3  
This class is intended for all levels of printmakers from raw beginners to those more proficient. Many techniques are available including relief, intaglio and monoprint. The format for the class largely depends on the will of the students. Anything ranging from open self-guided exploration within your media to a basic introduction of the techniques is available. The instructor further facilitates any and all of the individual student needs, making this a unique and organic class setting. Instructor email: arkitoothus@gmail.com.

Patrick Flaherty  
\$368.05/\$433  
PR105m15

## SATURDAY

### Intro to Letterpress Printing

ALL LEVELS  
12:30-3:30 pm  
4 Weeks: January 26-February 16  
Students will learn the basics of setting type and printing with a small hand press (a Chandler & Price Pilot Press). The basics of typography, layout, paper and ink will be discussed, and each student will print personal note cards and a short poem or quotation. Instructor email: dcrabb@iupui.edu.

David Crabb  
\$148.75/\$175  
PR200a4

## WORKSHOP IN PRINTMAKING

### Photo Emulsion Silkscreen

ALL LEVELS  
Saturday 9 am-3:30 pm  
March 23  
Learn to print like Andy Warhol. This one day workshop introduces the technique of making a silkscreen print using photographic techniques. All materials provided. Instructor email: arkitoothus@gmail.com.

Patrick Flaherty  
\$202/\$217  
PRWE100

**“Very good instructors. They are helpful and nice to work with and pass on their knowledge and get involved.”**

—Mark Swaim, *Printmaking*

# SCULPTURE / STEEL & STONE



## BEGINNING

These classes cover the basics: welding, cutting and bending steel or in our casting classes, creating original sculpture patterns and mold-making, casting and finishing.

## INTERMEDIATE/ADVANCED

You'll build on fabrication techniques learned in the beginning class and learn how to integrate copper and brass with the use of soldering and brazing. You'll concentrate on aesthetics and techniques of combining steel and wood to make sculptural objects and advanced casting & finishing.

For all classes, please wear long pants, long sleeve shirts and closed-toe shoes. No synthetics. You'll need to supply your own steel. Bronze and aluminum can be purchased from faculty. Safety glasses/goggles and welding gloves required. Face shields and gloves can be purchased at the Art Center (approximately \$30 for both). All classes are in the Steel & Stone Studio.

Please note: Supplies are not included in adult classes. Please email the instructor for additional information regarding supplies. The cost of supplies will vary by class and medium.

## MONDAY

### Bronze & Lost Wax

**ALL LEVELS**  
6:30-9:30 pm  
11 Weeks: January 21-April 1  
A majority of class time will be spent creating molds for casting your sculpture. We will make molds using both resin-bonded sand and ceramic shell lost wax methods, based on the sculpture you wish to cast. The casting will be done by the whole class as a group activity with everyone participating. Instructor email: evans\_glenn\_f@yahoo.com.

Glenn Evans  
\$290.70/\$342  
ST100e11

## Patinas & Preservation

**ALL LEVELS**  
6:30-9:30 pm  
4 Weeks: April 15-May 6  
Have you cast a sculpture and not done the finishing touches to make it ready for show? We will discuss abrasives, chasing, mounting/display presentation, patinas and protective coatings to make your sculpture look its best and easy to care for. Instructor email: evans\_glenn\_f@yahoo.com.

**NEW!**  
Glenn Evans  
\$148.75/\$175  
ST101e4

## TUESDAY

### Beginning Steel Sculpture

**BEGINNING**  
6-9 pm  
7 Weeks: January 22-March 5  
Students will learn how to weld, cut and form steel to create sculpture and functional objects. Please see julieball.net for examples. Instructor email: julieball317@yahoo.com.

Julie Ball  
\$245.65/\$289  
ST102e7

### Metal Sculpture

**INTERMEDIATE**  
6-9 pm  
7 Weeks: March 19-April 30  
Fabrication class for all metals: steel, copper, brass, bronze and aluminum! Students will build on their skills and understanding of metal fabrication. We will explore your choice of nonferrous metals with or without combining them with steel. Forms of welding will include TIG, MIG and oxyacetylene. Examples will be shown and discussed. Please see julieball.net for examples. Instructor email: julieball317@yahoo.com.

Julie Ball  
\$245.65/\$289  
ST202e7



## WEDNESDAY

### MIG Welding

**BEGINNING**  
9 am-noon  
7 Weeks: January 23-March 6  
or  
7 Weeks: March 20-May 1  
This 7-week course is designed to give knowledge of MIG welding and fabrication techniques. This class concentrates on proper technique and is a highly hands-on class. Upon completion of this class you will have a one-of-a-kind art piece that demonstrates your mastery of MIG welding techniques. Instructor email: brent.dollison@hotmail.com.

**NEW!**  
Brent Dollison  
\$245.65/\$289  
ST103m7

ST104m7

### Welding

**ALL LEVELS**  
7-10 pm  
15 Weeks: January 23-May 1  
Basic welding principles tailored to the work of all students. Class will open with an overview of the welding process and equipment safety. Students receive instruction in the theory and application of MIG, and TIG welding techniques along with conventional techniques in oxy-acetylene and stick welding. Emphasis will be placed on developing the basic welding and fabrication skills to allow students to translate their artistic vision into a finished work of art. Instructor email: sebreescott@yahoo.com.

Scott Sebree  
\$351.90/\$414  
ST105e15

## THURSDAY

### Steel & Wood Sculpture

**INTERMEDIATE-ADVANCED**  
9 am-noon  
12 Weeks: February 7-April 25  
This class will take you beyond the level of a beginner and let you explore the techniques and aesthetics of combining steel and wood to make sculpture and functional objects. Please see www.julieball.net for examples. Instructor email: julieball317@yahoo.com.

Julie Ball  
\$317.05/\$373  
ST200m12

For Open Studio  
information go to:  
[IndplsArtCenter.org/  
OpenStudios.](http://IndplsArtCenter.org/OpenStudios)

“When I’m in class,  
I do more art. Just  
being a student keeps  
you motivated and  
keeps you moving. It  
gives life to your art.”

—Forrest Tucker, *Sculpture / Steel & Stone*

### Kinetic Sculpture

ALL LEVELS

6:30-9:30 pm

NEW!

Brent Dollison

\$351.90/\$414

15 Weeks: January 24-May 2

ST106e15

Students will learn MIG welding techniques and work together to create a project inspired by Rube Goldberg during the first half of the course. The second half of the course will be used to implement skills from the collaborative project into a personal kinetic artwork. Upon completion of this class students will have a portion of the collaborative piece and will have a one-of-a-kind art piece that demonstrates their mastery of Kinetics. Instructor email: brent.dollison@hotmail.com.

## FRIDAY

### Easy Sculpture for your Garden

BEGINNING

6:30-9:30 pm

NEW!

Eric Shotwell

\$148.75/\$175

4 Weeks: April 5-April 26

ST107e4

Create a simple sculpture for your garden in 4 fun weeks. You will combine stone, wood and steel to create a one-of-a-kind piece of art for your home. Learn simple fabrication techniques as you use hand tools to cut and shape blocks of material. Teamwork is strongly encouraged, so register with a friend and make your projects as easy or elegant as you wish! Instructor email: ericshotwell@prodigy.net.

\*Prices shown are formatted as follows:  
member/non-member. For information on  
how to become a member please go to:  
[IndplsArtCenter.org/membership](http://IndplsArtCenter.org/membership)

## WORKSHOPS IN SCULPTURE / STEEL & STONE

### Steel Sculpture Fabrication

BEGINNING

Sat 9 am-3 pm & Sun noon-6 pm

March 23 & 10

Julie Ball

\$260/\$275

STWE100

or

April 20 & 21

STWE101

This workshop is a crash course in welding for those who may be curious about creating artistic objects from steel or a refresher course for those with experience. Student learn to cut, form and weld your own sculptural creation! Instructor email: julieball317@yahoo.com.

# WOODWORKING



### BEGINNING

You will start with safety and basic power tool usage. Then, to develop your skills, you will choose from several very basic wood projects. Beginning wood topics and skills will be introduced by faculty.

### INTERMEDIATE/ADVANCED

You must have either taken the beginning course or already have those basic tool skills. These classes are for those looking for additional skills or to refine their techniques.

### ALL LEVELS

All classes are in the Woodworking Studio. Eye protection (glasses/goggles) are a requirement as are full face masks for woodturning. The studio has this equipment or you may elect to bring your own. No open-toed shoes, sandals or loose clothing.

Unless stated otherwise in a class description, all students are responsible for supplying the wood and materials they will need for their projects

Students may (but are not required to) bring their own tools to class. Suggested tools are a tape measure, safety glasses, combination square, marking gauge and utility knife (or wait until the first class for specific recommendations). Suggestion: A custom, handmade tool box/tool tote makes a great and very useful first project.

## MONDAY

### Furniture Design

BEGINNING

9 am-noon

7 Weeks: January 21-March 4

Myra Perrin

\$230.35/\$271

W101m7

From inspiration to model making, this class will emphasize idea generation, concept development and model making while discussing materials, color, shape and other design elements. Class will open with a powerpoint presentation about the evolution of furniture. Ideas will be developed from two dimensional sketches to three dimensional models in various materials. Instructor email: myraperrin@comcast.net.

## Sculpture Pop-Ups!

[IndplsArtCenter.org/PopUps](http://IndplsArtCenter.org/PopUps)



## Joinery

BEGINNING

Roger Ridenour

6:30-9:30 pm

\$230.35/\$271

7 Weeks: January 21-March 4

**W100e7**

This class deals with designing joints and frequently used joints, edge joints, lapped joints, mortise and tenon, sampling of miters and dovetails. The class will use basic layout techniques, handsaws and chisels. There will also be power equipment used to coincide with jigs and fixtures. Instructor email: rogersshop@comcast.net.

## Joinery

INTERMEDIATE

Roger Ridenour

6:30-9:30 pm

\$230.35/\$271

7 Weeks: March 18-April 29

**W200e7**

Students will learn to design, layout and cut joints. After a brief review of basic joinery, we will continue our dovetail work to include lapped half-blind dovetails, a baluster dovetail and a sliding dovetail. Other joinery will include a mitered bridal joint, a keyed miter and using a reinforced miter with blocks glued into diagonal slots cut on the table saw. Students will also learn simple jig and fixture to cut finger joints on a table saw. There will also be sessions devoted for student requests. Instructor email: rogersshop@comcast.net.

## TUESDAY

### Woodworking

INTERMEDIATE

Tom Laird

10 am-1 pm

\$381.65/\$449

15 Weeks: January 22-April 30

**W201m15**

or

7-10 pm

\$381.65/\$449

15 Weeks: January 22-April 30

**W202e15**

This course is designed for the student who has completed the beginning course or has woodworking experience. Students should have experience with hand and power tools. Come prepared with a design to build, or a design can be suggested for your experience level. The focus will be on more advanced techniques and design. In addition, the instructor demonstrates a variety of hand and power tools and techniques. At the first class meeting, there will be a review of tools and their proper use. Instructor email: tlaird@iquest.net

## WEDNESDAY

### Mortise & Tenon Table Making

ALL LEVELS

Brent Dollison

12:30-3:30 pm

**NEW!**

\$317.05/\$373

12 Weeks: February 6-April 24

**W102a12**

Students will learn how to turn lumber from its rough sown state in to a one-of-a-kind table. This class concentrates on proper technique and is highly hands-on. Upon completion of this class, you will have a custom table that demonstrates your mastery of mortise and tenon techniques. Instructor email: brent.dollison@hotmail.com.

### Woodturning

BEGINNING-INTERMEDIATE

Lee Ellis

7-10 pm

\$381.65/\$449

15 Weeks: January 23-May 1

**W104e15**

Anyone can do it! Learn all the basics of using a lathe to turn wood. Emphasis is on tool control, safety with the tools and design of a piece. We start with turning between centers and a spindle gouge. Bowls and vessels are turned later using a chuck to hold the wood. Instructor email: leeelliswood@netscape.net.



## THURSDAY

### Bent Laminations

ALL LEVELS

**NEW!**

Brent Dollison

12:30-3:30 pm

\$317.05/\$373

12 Weeks: February 7-April 25

**W103a12**

Students will learn the process of milling wood into bendable strips and laminating the strips to a form of jig. The outcome is a bent piece of lumber matching the curves of the form. This class concentrates on proper technique and is a highly hands-on class. Upon completion of this class you will have a one-of-a-kind custom piece that demonstrates your mastery of bent laminations. Instructor email: brent.dollison@hotmail.com.

### Beginning Woodworking

BEGINNING

Tom Laird

7-10 pm

\$230.35/\$271

7 Weeks: January 24-March 7

**W105e7**

or

7 Weeks: March 21-May 2

**W106e7**

Explore the creative world of woodworking while learning basic tool safety and proper tool/equipment operation. Through this process, students gain practical knowledge of techniques and appreciation of skills. Focus is on developing fundamental hand and power tool skills. Students are able to choose one of three beginning projects to complete during the semester. This course gives each student the knowledge to move on to an intermediate level class. Instructor email: tlaird@iquest.net.

## SATURDAY

### Build Simple Arts & Crafts Projects

INTERMEDIATE

Stephen Miller

noon-3 pm

\$317.05/\$373

12 Weeks: February 9-April 27

**W202a12**

Tabouret, Dictionary and Magazine Stand, or D-Handle Bookrack are three of the suggested projects for this Intermediate-level class. You'll have ample chance to learn machine and hand-skill techniques to produce sturdy mortise and tenon construction typical of this style. This class will provide a good foundation for tackling more complex projects! Students will supply and prep their own materials. Quarter-sawn white oak is suggested, but other woods are suitable. Cost of materials will be determined by the selected project. Requires completion of the Art Center's 7-week Beginning Woodworking class with Tom Laird or similar experience. Instructor email: k2design@indy.rr.com.

## WORKSHOPS IN WOODWORKING

### Make Your Own Cutting Board

ALL LEVELS

Roger Ridenour

Saturday noon-3 pm

\$85/\$100

February 2

**WWE100**

Make your own unique cutting board. In this workshop, you will be working with solid maple to make a thick, durable, and versatile cutting board that will last many years. You will have the opportunity to design and form your own shape as well as plane, sand and apply a food-safe finish to your piece. Your new creation will be ready for dinner preparation that evening! Each student will also get personalized instruction on kitchen knife sharpening. Instructor email: rogersshop@comcast.net.

### Turning Bowls

ALL LEVELS

Lee Ellis

Sat 9 am-4 pm & Sun noon-3 pm

\$162.35/\$191

May 4 & 5

**WWE102**

Anyone can do it! Learn all the basics of using a lathe to turn wood. Emphasis is on tool control, safety with the tools and design of a piece. We start with turning between centers and a spindle gouge. Bowls and vessels are turned later using a chuck to hold the wood. All wood & tools will be supplied! Instructor email: leeelliswood@netscape.net.

For Open Studio information go to:  
[IndplsArtCenter.org/OpenStudios.](http://IndplsArtCenter.org/OpenStudios)

“This class is a great break from working and I like the functionality of the work I create.”

—Michael Anderson, *Woodworking*

\*Prices shown are formatted as follows: member/non-member. For information on how to become a member please go to: [IndplsArtCenter.org/membership](http://IndplsArtCenter.org/membership)

Visit [IndplsArtCenter.org](http://IndplsArtCenter.org) to register online





SPRING 2013

# YOUTH & TEEN CALENDAR

All materials are provided and included into the price of the class or workshop unless otherwise noted in the descriptions.

See pages 42-44 for full class descriptions.

 = Family Class

AGE	CLASS	CODE	DAY	TIME	# of WEEKS	DATES	PRICE
2 & 3 w/adult	Mommy, Matisse & Me 	CH100	Saturdays	5-6 pm	6	April 6 - May 11	\$63.75/\$75 per child (no additional cost for parent/guardian)
3 - 5	Preschool Mixed Media	CH101	Saturdays	10-11 am	6	February 16 - March 23	\$63.75/\$75
4 - 8	Ceramics for Children	CH102	Wednesdays	4:30-6 pm	6	February 13 - March 20	\$130.05/\$153
5 - 8	Mixed Media	CH105	Tuesdays	4:30-6 pm	6	April 2 - May 7	\$130.05/\$153
5 & up w/adult	Adult/Child Ceramics  Adult/Child Mixed Media Design	CH103 CH104	Saturdays Saturdays	10 am-noon 10 am-noon	6 6	February 16 - March 23 April 6 - May 11	\$106.25/\$125 per person \$84.15/\$99 per person
6 - 10	Cartoon Art Draw & Paint Draw & Paint	CH110 CH108 CH109	Wednesdays Saturdays Saturdays	4:30-6 pm 1:30-3 pm 1:30-3 pm	6 6 6	April 3 - May 8 February 16 - March 23 April 6 - May 11	\$97.75/\$115 \$130.05/\$153 \$130.05/\$153
6 - 17 w/adult	Art for the Homeschooled  Art for the Homeschooled	CH106 CH107	Thursdays Thursdays	1:30-3:30 pm 1:30-3:30 pm	4 4	February 14 - March 7 March 21 - April 11	\$63.75/\$75 per child \$63.75/\$75 per child
8 - 12	Stop Motion Animation Duct Tape Art Ceramics for Children Mixed Media Portraits Mixed Media	CH111 CH112 CH114 CH113 CH115	Tuesdays Wednesdays Wednesdays Thursdays Thursdays	4:30-6:30 pm 4:30-6:30 pm 4:30-6 pm 4:30-6:30 pm 4:30-6:30 pm	6 6 6 6 6	February 12 - March 19 February 13 - March 20 April 3 - May 8 February 14 - March 21 April 4 - May 9	\$130.05/\$153 \$130.05/\$153 \$130.05/\$153 \$130.05/\$153 \$130.05/\$153
8 & up w/adult	Workshop: Family Bird House 	CHWE100	Saturday	9 am-noon	1 Day	April 6	\$46.75/\$55 per person
10 - 16	Manga Drawing Glass Blowing Glass Blowing	CH118 CH116 CH117	Thursdays Fridays Fridays	4:30-6:30 pm 4:30-6:30 pm 4:30-6:30 pm	6 6 6	April 4 - May 9 February 15 - March 22 April 5 - May 10	\$130.05/\$153 \$272/\$320 \$272/\$320
12 & up	Drawing & Composition Computer Animation Steel Sculpture for Teens Photoshop Fun for Teens Darkroom Photography Metal Clay for Teens Digital Photography Fashion Design Basic Clay for Teens Beginning Wheel Techniques for Teens Intermediate Ceramics for Teens	CH122 CH127 CH123 CH125 CH124 CH129 CH128 CH126 CH120 CH119 CH121	Mondays Tuesdays Wednesdays Thursdays Thursdays Thursdays Thursdays Saturdays Sundays Sundays Sundays	4:30-6:30 pm 4:30-6:30 pm 4:30-6:30 pm 4:30-6:30 pm 4:30-6:30 pm 4:30-6:30 pm 4:30-6:30 pm 3-5 pm 1-3 pm 1-3 pm 1-3 pm	6 6 6 4 6 5 6 6 5 5 5	February 11 - March 18 April 2 - May 7 February 13 - March 20 February 14 - March 7 February 14 - March 21 February 14 - March 14 April 4 - May 9 February 16 - March 23 January 27 - February 24 March 3 - April 7 April 14 - May 12	\$130.05/\$153 \$130.05/\$153 \$153/\$180 \$95.20/\$112 \$140.25/\$165 \$127.50/\$150 \$130.05/\$153 \$130.05/\$153 \$153/\$180 \$153/\$180 \$153/\$180
13 - 17	Workshop: Wall Art	CHWE101	Saturday & Sunday	9 am-3 pm (Sat) noon-3 pm (Sun)	2 Days	March 9 & 10	\$148.75/\$175
14 & up	Portfolio Development	CH130	Mondays	4-6 pm	6	April 1 - May 6	\$130.05/\$153
All Ages	Workshop: iPhoneography for Teens	CHWE102	Saturday	10 am-1 pm	1 Day	April 27	\$51/\$60

**Adult/Child Ceramics** 

We will create a different hand-built clay project each week, learning basic ceramic techniques including decorating and glazing. Instructor email: nspfinearts@att.net.

**Adult/Child Mixed Media Design** 

We will create art while experimenting with various artistic tools, techniques and mediums such as drawing, painting and collage. Instructor email: nspfinearts@att.net.

**Art for the Homeschooled** 

Explore a variety of media and dive into the art world! Learn about composition, balance, rhythm, movement, color and values through creative thinking with individual challenges and team projects. Drawing, painting, collage, Photoshop, digital photography and video are some of the media available for exploring creativity. The class is divided into 4 week sessions. Experiences and learning opportunities expand for students who continue through multiple sessions. Students, ages 6-8 will playfully create with a variety of media. Parental involvement is urged for this age group. This is an opportunity for a caregiver to participate and learn how to provide creative time. Students ages 9-12 will start with drawing. Teens will be introduced to compositional elements through drawing, painting and photography. Opportunities to adventure into realms of self-expression are encouraged. Instructor email: Dan@DanCooperFineArt.com.

**Basic Clay for Teens**

This is a perfect introduction to clay. Students will create a variety of hand-built projects exploring several methods of construction. Advanced students are also welcome and can work on independent projects according to skill level. Instructor email: judydeg@aol.com.



**Beginning Wheel Techniques for Teens**

This class is designed for teens wanting to learn to use the potter's wheel in order to make a variety of forms including bowls, cups and plates. Some clay experience is useful, but not required. Students with previous experience can work on independent projects under the guidance of an instructor. Instructor email: judydeg@aol.com.

**Cartoon Art**

This class helps to refine your drawing skills, introduce you to new media and develop your own set of characters. Bring your favorite drawings or magazines to the first class and we will begin from there! Instructor email: mckeej53@yahoo.com.

**Ceramics for Children**

If you like to get messy, this class is perfect for you! We will learn the basics of ceramics using handbuilding methods and wheel-throwing techniques. We will decorate and glaze the pieces you make. Come join the fun! Instructor email: beamspottery@gmail.com.

**Computer Animation**

It is often difficult for students in middle or high school to fall in love with this art form because of the math and programming knowledge it takes to operate the modeling software. Luckily, Carnegie Mellon University has developed a software that bypasses the more tedious and complex aspects and allows teens to create complete stories and learn the basics. It helps foster the interest it often takes for students work towards becoming an animator or game programmer. This class will teach this software and gives teens studio time to create their own movies. Instructor email: katherine.e.mclaughlin@gmail.com.

**Darkroom Photography**

Discover darkroom photography in this introductory course! Students will learn about camera use, developing film in the darkroom, photograms, and pinhole cameras! Students need a manually operated 35mm camera along with a roll of 36 expose Tri-X pan 400 film. Instructor email: mattpcompton@gmail.com.

 = Family Class

**Digital Photography**

Learn the basics of still photography using a digital camera. Photography fundamentals such as shutter speed, aperture, ISO, lenses, flash and composition will be covered in addition to related topics such as white balance and image formats. Students will also learn basic image editing procedures using Photoshop elements, including tonal and color adjustment as well as resizing images for printing or sending via email. Instructor email: Dan@DanCooperFineArt.com.

**Draw & Paint**

Awaken the artist inside of you as we explore the world of art around us! Gain confidence in your drawing and painting skills in this fun-filled class. We will explore your personal creativity and individualism as we draw and paint in styles of realism, abstraction and non-objective art.

**Drawing & Composition**

Discover the range of possibilities for various media that includes pencils, charcoal, pastels and even techniques for crayons that you probably never encountered. While having fun developing your skill you will learn about the values of composition: balance, rhythm and movement. For more information, go to <http://CooperFineArt.com> then click the Drawing & Composition (teens) link to see what other classes and individuals have done. Instructor email: Dan@DanCooperFineArt.com.

**Duct Tape Art**

Duct tape is a new and exciting medium! In this class you will learn to make hats, messenger bags, wallets, flowers and many other fun items that you can actually wear. We provide the tape, you provide the imagination. Instructor email: mckeej53@yahoo.com.

**Family Bird House** 

Come spend a fun Saturday morning at the Art Center with your family and build your own one of a kind family bird house! Each family receives a bird house kit to assemble, using mechanical drills, saws, planes, hammers and screw drivers. Each family will get individualized instruction from the teacher. Price is per student. Instructor email: Rogersshop@comcast.net.

**Fashion Design**

In this class, students develop their own unique fashion designs on paper while learning technical drawing skills. We cover many designers, along with their approaches to their illustrations. Instructor email: valorieflaherty@gmail.com.

**Glass Blowing**

This class is for students with no experience or for those who need a refresher course. The goal of this class is for students to experience working with glass in its molten form, demonstrating appropriate tools and glass working methods to be used by students. Emphasis is on safety and good work habits in the Glass Studio. Please come prepared to work during the first class session, bring sunglasses and wear cotton shirt and pants. No shorts, synthetics or sandals.

**Intermediate Ceramics for Teens**

This class is for teens with previous clay experience either at Indianapolis Art Center or school classes. Instructor will work with each student individually to design suitable projects. Instructor email: judydeg@aol.com.

**iPhoneography for Teens**

Use your iPhone to learn creative photography techniques! Explore different iPhone apps like Instagram, Synthcam, Camera+ and Hipstamatic. Students will also discuss photo storage solutions. Bring your iPhone (any model iPhone) with the apps above and laptop (if you have one) to join in the fun! Instructor email: mattpcompton@gmail.com.

**Manga Drawing**

Are you interested in manga or anime? Learn how to make flawless characters by using stylistically correct facial proportions, better body proportions, and dynamic poses. We'll draw many styles of manga including shojo, shonen and chibis so you'll become an expert overnight! All levels of manga artists are welcome! Materials: Paper, pencils, markers, colored pencils and manga examples. Instructor email: katherine.e.mclaughlin@gmail.com.

Youth & Teen Pop-Ups!  
[IndplsArtCenter.org/PopUps](http://IndplsArtCenter.org/PopUps)

**Metal Clay for Teens**

Jewelry made from Bronze metal Clay! Shape, mold and texture the metal clay, then fire in a kiln. After firing, you will learn to finish your bronze creations. Make charms, earrings, necklaces or rings! Pieces will be fired, then finished in class. Pieces made the last day of class will be fired, then students may pick them up at the Art Center’s Guest Services. Tools and clay will be provided. Students will be asked to provide jewelry finishing items such as ear wire, leather cord, chain, beads, etc. based on individual preference. Instructor email: myraperrin@comcast.net.

**Mixed Media**

An exploratory class designed for young children to develop skills and create art while experimenting with various artist’s techniques, tools and media. Instructor email: sugarban13@yahoo.co.uk.

**Mixed Media Portraits**

Learn technical aspects of portraiture such as face and body proportions as well as how to realistically shade a face. We’ll also be making portraits that say something about your subject, besides just what they look like, to make your works more meaningful. We will also experiment with ways to insert your own creative vibe into your photographic portraits by using some some wild techniques and specialty cameras. This class is a great way to try many different media and styles to really stretch your definition of what portraiture is! instructor email: katherine.e.mclaughlin@gmail.com.

**Mommy, Matisse & Me**



Have fun and learn with your child as the two of you create, explore, and play. This class is the perfect introduction to art for your young child. Colors, textures, and shapes will be introduced and incorporated into creative activities to stimulate and inspire the artist inside. Ages 2 & 3 with adult.

**Photoshop Fun for Teens**

Photoshop Elements is like magic. Dimensions of limitless possibilities can be created without a mess. Play with light as a medium. You will learn to soar your imagination into reality or a reality into something else. Not only will you delve into how to use software as an artistic tool, you’ll experience the wonderful world of composition that will raise your art to a whole new level. Instructor email: Dan@DanCooperFineArt.com.

**Preschool Mixed Media**

This class is an introduction to art using a wide variety of materials and techniques. Projects each week include sculpture, papermaking, collage, painting and much more to get your pre-schooler excited about art! Instructor email: caroleeney@hotmail.com.

**Portfolio Development**

This is the perfect class for high school students who are interested in a career in art. Develop an art school portfolio for college applications and other professional opportunities. Strengthen painting skills individualized attention and portfolio consultations by instructor. Instructor email: color.cat@hotmail.com.

**Steel Sculpture for Teens**

“Steel yourself” for an exciting and creative experience in the world of steel sculpture. Students will make a wide range of ornamental and decorative sculptural objects while learning the basics of steel sculpture. This is the perfect class for students who like to use their hands and create in three dimensions.

**Stop Motion Animation**

Stop-motion animation is a fun and easy way to make animated movies. We will explore the potential of this art form by practicing different techniques which will each demonstrate a different aspect of animation. Once students have mastered the basics, they will learn how to make a movie. We will discuss camera angles, storyboards, scripts and post-production. Once you know the basics, stop-motion is an easy and inexpensive way to be creative at home. Instructor email: katherine.e.mclaughlin@gmail.com.

**Wall Art**

This is your chance to design graphic art that pops off the wall! In this workshop, you will design a dynamic pattern that will be traced on a piece of wood. Then the wood will be cut and carved to reflect your concept. Once painted, you will have a contemporary work of art floating on your wall. Wood will be provided. Students, please bring your paints. Instructors work may be viewed at myraperrin.com and kayqart.com. Instructor email: kayqart@comcast.net.



**REGISTRATION**

**How to Register:**

Please read the course descriptions carefully for the exact course dates and times. You may register in the following ways:

**1. Online**

Register online at [IndplsArtCenter.org/Register](http://IndplsArtCenter.org/Register)

**2. By Telephone**

Visa/MasterCard/Discover/American Express card holders. Call the Indianapolis Art Center at (317) 255-2464 ext. 0 to register by phone. Your receipt will be mailed to you.

**3. In Person**

Stop by the Art Center during regular business hours. NOTE: Hours vary over the weekend and during semester breaks and holidays. (see page 2)

**Enrollment**

Classes have a minimum required enrollment of two students. Classes that do not meet this requirement will be cancelled. Cancellations are determined 24 hours before the class starts. Enrollment is accepted only after full payment is received by the Art Center. Registration is on a first paid basis only.

**Late Enrollment:** The Art Center may accept late enrollment for classes that are underway if:

1. Space is available in the class for which the student wants to register.
2. Faculty grants the student permission to enter the class late.

Call (317) 255-2464 ext. 0 for assistance with late enrollment.

Note: The Art Center does not pro-rate enrollment fees for late enrollment or missed classes due to vacations, schedule conflicts, etc.

**REFUND POLICIES**

If the Art Center cancels a class, the student will have the option to transfer to another class or receive a 100% refund. If a student chooses to withdraw from a class, the refund policies are as follows:

**Classes:**

- 100% refunded with 7 or more days notice prior to start day of the class.
- 50% refunded with 6 or less days notice, but prior to the 2nd class.
- No refunds will be made after the start of the 2nd class.

**Camps:** 100% refunded with 7 or more days notice. No amount refunded after that time.

**Workshops:** 100% refunded with 7 or more days notice. No amount refunded after that time.

**Pop-Ups:** 100% refunded with notice. No amount refunded if student is a no show.

**Membership Fees:** The Indianapolis Art Center is a not-for-profit organization. Your membership gift helps cover a portion of the costs of classes not covered by class fees. While we will return a membership gift on a student’s request, we strongly encourage students to retain their memberships for the benefits provided. Learn more about at [IndplsArtCenter.org/Membership](http://IndplsArtCenter.org/Membership) or call (317) 255-2464 ext. 0.

**TRANSFER POLICIES**

**Classes:** A student may transfer from one class to another within the same semester provided space remains in the class to which the student wishes to transfer. You must call the Guest Services Desk to make these arrangements. Class transfers must be completed before the 2nd class meeting.

**Workshops:** To transfer from a workshop to another offering after enrolling, you must notify the Art Center’s Guest Services Desk at least 7 days in advance. To transfer after 7 days there will be a \$30 administrative fee.



Be a Part of the Art at....

# The Great Frame Up

Framing Indianapolis Since 1976

**\$25 Off**

**Framing Materials**

With purchase of \$100 or more

**NORTHEAST**

4209 East 62nd Street  
255-8282

**DOWNTOWN**

612 N. Delaware St.  
636-5040



Like us on  
Facebook

[www.Indianapolis.thegreatframeup.com](http://www.Indianapolis.thegreatframeup.com)

MUST PRESENT THIS COUPON AT TIME OF PURCHASE / Not valid with any other discount or promotion or for purchase of Gift Cards / No cash value / NO CASH FORWARD

**Expires 5/30/13**

Limit, One (1) Coupon per visit



May 18 & 19

Preview Party May 17

sponsored by 

[IndplsArtCenter.org/BRAF](http://IndplsArtCenter.org/BRAF)

