

# Character Bio Reports

Created by Laura Candler  
[www.lauracandler.com](http://www.lauracandler.com)



## Introduction

Character Bio Reports are an easy yet effective way to encourage students to write an original report on a famous person or character. Instead of copying facts and rewording them to write a report, students research the person's accomplishments and use that information to write a short character analysis. In the process, students deepen their understanding of character trait terms. This assignment is so flexible that it can be used several times during the year by focusing on different characters. Included in the packet are five different variations of this activity, but you can easily create your own variations.

### Contents of Character Bio Packet

Teacher Information and Lesson Suggestions.....	2
Basic Character Bio Directions .....	3
Topic Approval Slips .....	4
Research Notes .....	5
Character Trait List .....	6
3-Column Graphic Organizer .....	7
4-Block Graphic Organizer .....	8
Character Bio Rocket.....	9
Character Bio Rubric .....	10
Character Bio Variations	
Presidents .....	11
Scientists/Inventors .....	12
Historical Figures .....	13
Black Americans.....	14
Book Characters .....	15



For more lesson ideas and printables, check out Laura Candler's Teaching Resources at [www.lauracandler.com](http://www.lauracandler.com). You'll find a virtual file cabinet packed with free teaching materials as well as ebooks ready for immediate download.

# Character Bio Teacher Information


The Character Bio Report lesson will take several days to a week depending on how much class time you devote to the project. This packet contains a variety of direction pages and graphic organizers, but it's not necessary to duplicate them all. The only handout that your students must have is a copy of the directions. All other materials can be displayed on a projector or recreated with a foldable or homemade graphic organizer.



## Lesson Suggestions

- 1. Introducing the Lesson** - Choose the focus of your assignment. You can use the basic Character Bio directions on page 3 and leave it completely open-ended, or you can use one of the specialized direction pages at the end of this packet. Write in your assignment deadline and duplicate one copy for each student. If you plan to use the Character Bio Rubric on page 10 to assess their reports, display a copy of the rubric and explain it to your students.
- 2. Brainstorming** - After you present the assignment, give some class time for brainstorming topics. It's strongly suggested that you approve their choices before they begin researching their topic. To make this easy, use the Topic Approval Slips on page 4.
- 3. Researching** - Give students a copy of the Research Notes page on page 5, or have them take notes on their own paper. Remind them to record their sources if you plan to have them report their sources later. If possible, arrange for them to have computer time or research time in the Media Center.
- 4. Choosing Character Traits** - Display the Character Traits list on page 6 or give each student a copy. Discuss the meanings of unfamiliar words and have them select three character traits that describe their person. Remind them that they must have details from their research to support their choices.
- 5. Organizing Ideas** - Before they begin writing, your students need to learn how to organize their ideas. You can use one of the two graphic organizers on pages 7 and 8 or have them create their own graphic organizer. They should write one character trait at the top of each section and list supporting details under that trait.
- 6. Writing the Report** - When students are ready to write, introduce them to the 5-paragraph essay format shown on the Character Bio Rocket (page 9). Explain what they need to include in each part of their report. After they write their rough drafts, post the Character Bio Rocket again and ask them to review their papers to see if they have included all necessary information.
- 7. Assessing the Report** - To use the rubric on page 10, assess each aspect of the paper by assigning it a value from 1 (low) to 5 (high). Total the points and use the scale at the bottom to assign a letter grade.

Character Traits		
adventurous	dynamic	methodical
ambitious	energetic	meticulous
argumentative	enthusiastic	orderly
artistic	friendly	outgoing
bold	fun-loving	patient
brave	generous	persistent
calm	gentle	practical
careful	graceful	pragmatic
cautious	hard-working	prideful
charming	honest	resourceful
clever	humble	respectful
compassionate	imaginative	selfish
conscientious	intelligent	selfish
conscientious	intuitive	shy
cooperative	independent	shy
creative	insecure	snarky
curious	intuitive	snarky
cutthroat	intuitive	snarky
decent	intuitive	snarky
deliberate	intuitive	snarky
determined	intuitive	snarky
diplomatic	intuitive	snarky
driven	intuitive	snarky



# Character Bio Report



What character traits are demonstrated by people who excel in their professions and achieve greatness? To find out, you'll research one person, past or present, whom you admire. You'll discover facts about his or her life experiences and accomplishments, and you'll use this information to write a short report organized around that person's character traits. Following the steps below will ensure a dynamite report!

## Step 1: Select a Topic

Brainstorm a list of people you admire. They may be living now or have lived long ago. Consider presidents, inventors, civil rights leaders, teachers, writers, or community members. Then choose one person as the focus of your paper.

## Step 2: Research Character

Research your character using a wide variety of resources. If the person is someone you know, try to arrange an interview. Continue your research until you have listed at least 8 to 10 accomplishments or important life experiences that demonstrate that person's character.

## Step 3: Select Character Traits

Think about the person's accomplishments and important life experiences. What traits describe this person? Refer to the Character Traits list and select three traits that are supported by your research.

## Step 4: Organize Ideas

Organize your ideas before writing. Write your three character traits, and under each one record the details that support your selections.

## Step 5: Write the Report

Write an essay using the information from your research. Start with an introduction that gives brief biographical information. The body should include at least three paragraphs, one paragraph per character trait. Conclude with a paragraph that explains why you selected this person or offers some reflection on the person's accomplishments and impact on society. Revise your first draft and write your final copy.

**Important!** This assignment is due \_\_\_\_\_. Be sure to turn in your graphic organizer along with your final paper.

Name \_\_\_\_\_

Approval Given? Yes No

I plan to write my Character Bio about \_\_\_\_\_.

The reason I selected this person is \_\_\_\_\_

\_\_\_\_\_  
\_\_\_\_\_

Name \_\_\_\_\_

Approval Given? Yes No

I plan to write my Character Bio about \_\_\_\_\_.

The reason I selected this person is \_\_\_\_\_

\_\_\_\_\_  
\_\_\_\_\_

Name \_\_\_\_\_

Approval Given? Yes No

I plan to write my Character Bio about \_\_\_\_\_.

The reason I selected this person is \_\_\_\_\_

\_\_\_\_\_  
\_\_\_\_\_

Name \_\_\_\_\_

Approval Given? Yes No

I plan to write my Character Bio about \_\_\_\_\_.

The reason I selected this person is \_\_\_\_\_

\_\_\_\_\_  
\_\_\_\_\_



# Character Traits

absent-minded  
adventurous  
ambitious  
argumentative  
bashful  
bold  
bossy  
brave  
busy  
caring  
careless  
cautious  
cheerful  
clumsy  
conceited  
confident  
considerate  
content  
courageous  
cranky  
creative  
critical  
cruel  
curious  
dainty  
daring  
dedicated  
defiant  
demanding  
determined  
devious  
dreamer

dynamic  
energetic  
even-tempered  
flamboyant  
friendly  
fun-loving  
generous  
gentle  
gullible  
happy  
hard-working  
helpful  
heroic  
honest  
humble  
humorous  
imaginative  
impatient  
independent  
innocent  
inspirational  
intelligent  
inventive  
jovial  
joyful  
lazy  
leader  
logical  
lovable  
loving  
loyal  
messy

methodical  
mischievous  
obedient  
outgoing  
optimistic  
patient  
patriotic  
persistent  
pessimistic  
polite  
proud  
reckless  
resourceful  
respectful  
rude  
selfish  
serious  
shy  
sly  
sneaky  
spoiled  
stingy  
stubborn  
studious  
successful  
suspicious  
thoughtful  
timid  
trustworthy  
unruly  
unselfish  
witty

Preview

Write the character's name on the top line and one character trait at the top of each column. Then list details to support your choices.

**Character Traits and Supporting Details**

Character Traits and Supporting Details		

Famous Person or Character:

---

Background Information

---

---

---

---

---

---

---

---

---

---

---

---

Trait ↑ and Supporting Details ↓

---

Trait ↑ and Supporting Details ↓

---

Trait ↑ and Supporting Details ↓

**Preview**



# Character Bio Format

## Introduction

Introduce character and provide background information. State three character traits that describe this person.

## Character Trait #1

Name one of your chosen character traits that describes the person. Provide at least three supporting details from that person's life to explain your selection of that character trait.

## Character Trait #2

Name another character trait that describes the person. Provide at least three supporting details from that person's life to explain why you selected that character trait.

## Character Trait #3

Name the final character trait that describes the person. Provide at least three supporting details from that person's life to explain why you selected that character trait.

## Conclusion

Restate the character traits in a memorable way. Conclude with a personal connection, inspirational thought, or other statement that allows your own "voice" to be heard.

Name \_\_\_\_\_

# Character Bio Rubric

Grading Criteria	Points (5 max)
<b>Content</b> (ideas, accurate information, elaboration, clarity, etc.)	
<b>Organization</b> (introduction, complete body, satisfying conclusion)	
<b>Conventions</b> (spelling, punctuation, capitalization, etc.)	
<b>Sentence Structure</b> (length, no run-ons, no fragments, etc.)	
<b>Overall Quality</b> (effort, appearance, directions followed, etc.)	
<b>Total Points/Average</b>	

0 - 5 = F, 6 - 10 = D, 11 - 15 = C, 16 - 20 = B, 21 - 25 = A

Name \_\_\_\_\_

# Character Bio Rubric

Grading Criteria	Points (5 max)
<b>Content</b> (ideas, accurate information, elaboration, clarity, etc.)	
<b>Organization</b> (introduction, complete body, satisfying conclusion)	
<b>Conventions</b> (spelling, punctuation, capitalization, etc.)	
<b>Sentence Structure</b> (length, no run-ons, no fragments, etc.)	
<b>Overall Quality</b> (effort, appearance, directions followed, etc.)	
<b>Total Points/Average</b>	

0 - 5 = F, 6 - 10 = D, 11 - 15 = C, 16 - 20 = B, 21 - 25 = A

# President Bio Report



During the month of February, we often honor our Presidents. This month you'll be researching one President and writing a short report. You'll choose one President, past or present, whom you admire. Then you'll research facts about his life experiences and accomplishments and use this information to write a short report organized around his character traits. Following the steps below will ensure a dynamite report!

## Step 1: Select a President

Brainstorm a list of Presidents you admire. They may be living now or have lived long ago. You may have to do a little research before you can make your selection. Then choose one President as the focus of your paper.

## Step 2: Research President

Research this President using a variety of resources. Continue your research until you have listed at least 8 to 10 accomplishments or important life experiences that demonstrate that person's character. You'll also need to record basic background information about that President.

## Step 3: Select Character Traits

Think about the President's accomplishments and important life experiences. What traits describe this person? Refer to the Character Traits list and select three traits that are supported by your research.

## Step 4: Organize Ideas

Organize your ideas before writing. Write your three character traits, and under each one record the details that support your selections.

## Step 5: Write the Report

Write an essay using the information from your research. Start with an introduction followed by at least one paragraph on each of the three character traits you selected. Show that President demonstrates each character trait. Conclude with a paragraph that explains why you selected this President or a reflection on his accomplishments. Revise your first draft and write your final copy.

**Important!** This assignment is due \_\_\_\_\_. Be sure to turn in your graphic organizer along with your final paper.

# Scientist/Inventor Bio Report

Over the past centuries, scientists and inventors have been responsible for huge changes in our society. Their accomplishments, discoveries, and inventions have revolutionized the way we live, travel, communicate, and store information. What character traits are demonstrated by people whose lives have such tremendous impact? To find out, you'll research one scientist or inventor, past or present, whom you admire.



You'll discover facts about his or her life experiences and accomplishments, and you'll use this information to write a short report organized around that person's character traits. Following the steps below will ensure a dynamite report!

## Step 1: Select a Topic

Brainstorm a list of scientists or inventors, past or present, that you admire. You may want to think of an invention or discovery important to you and write about the inventor or scientist responsible for that discovery.

## Step 2: Research Scientist or Inventor

Research your scientist or inventor using a wide variety of resources. You'll need a few basic facts about the invention or discovery, but you should focus your research on the person behind the discovery. If the person is someone you know, try to arrange an interview. Continue your research until you have listed at least 8 to 10 accomplishments or important life experiences that demonstrate that person's character.

## Step 3: Select Character Traits

Think about the person's accomplishments and important life experiences. What traits describe this person? Refer to the Character Traits list and select three traits that are supported by your research.

## Step 4: Organize Ideas

Organize your ideas before writing. Write your three character traits, and under each one record the details that support your selections.

## Step 5: Write the Report

Write an essay using the information from your research. Start with an introduction that includes background information about the invention or discovery. The body of your paper should include at least three paragraphs, one paragraph for each character trait. Conclude with a brief paragraph that explains why you chose this scientist or a reflection on the person's accomplishments. Revise your first draft and write your final copy.

**Important!** This assignment is due \_\_\_\_\_. Be sure to turn in your graphic organizer along with your final paper.

# Historical Figure Bio Report

What character traits were demonstrated by people who achieved greatness in the past? To find out, you'll research one historical figure whom you admire. You'll discover facts about his or her life experiences and accomplishments, and you'll use this information to write a short report organized around that person's character traits. Following the steps below will ensure a dynamite report!



## Step 1: Select a Topic

Brainstorm a list of historical figures that you admire. You may need to do some research before you are able to make your selection. Then choose one person to use as the focus of your paper.

## Step 2: Research Historical Figure

Research your historical figure using a wide variety of resources. Continue your research until you have listed at least 8 to 10 accomplishments or important life experiences that demonstrate that person's character.

## Step 3: Select Character Traits

Think about the person's accomplishments and important life experiences. What traits describe this person? Refer to the Character Traits list and select three traits that are supported by your research.

## Step 4: Organize Ideas

Organize your ideas before writing. Write your three character traits, and under each one record the details that support your selections.

## Step 5: Write the Report

Write an essay using the information from your research. Start with an introduction that includes background information about the major contributions of this historical figure. The body of your paper should include at least three paragraphs, one paragraph per character trait. Conclude with a brief paragraph that explains why you chose this historical figure or a reflection on the person's accomplishments. Revise your first draft and write your final copy.

**Important!** This assignment is due \_\_\_\_\_. Be sure to turn in your graphic organizer along with your final paper.

# Black American Bio Report



During the month of February, we honor Black Americans for their accomplishments and contributions. What character traits are demonstrated by these individuals who have had such a positive impact on others? To find out, you'll be researching a Black American and writing a short report in the form of a character analysis. You'll choose one Black American, past or present, whom you admire. Then you'll research facts about his or her life experiences and accomplishments. You'll use this information to write a short report organized around his or her character traits. Following the steps below will ensure a dynamite report!

## Step 1: Select a Black American

Brainstorm a list of Black Americans you admire. They may be living now or have lived long ago. You may have to do a little research before you can make your selection. Then choose one person as the focus of your paper.

## Step 2: Research and Record Facts

Research this person using a variety of resources. Begin by recording basic background information about your person. Continue your research until you have listed at least 8 to 10 accomplishments or important life experiences that demonstrate that person's character.

## Step 3: Select Character Traits

Think about the person's accomplishments and important life experiences. What traits describe this person? Refer to the Character Traits list and select three traits that are supported by your research.

## Step 4: Organize Ideas

Organize your ideas before writing. Write your three character traits, and under each one record the details that support your selections.

## Step 5: Write the Report

Write an essay using the information from your research. Start with an introduction followed by at least three paragraphs, one paragraph per character trait. Conclude with a brief paragraph that offers a personal connection or a reflection on that person's accomplishments and/or impact on others' lives. Revise your first draft and write your final copy.

**Important!** This assignment is due \_\_\_\_\_. Be sure to turn in your graphic organizer along with your final paper.

# Book Character Bio Report



Think of a book character whom you admire or with whom you can identify. What traits are demonstrated by this character? To find out, you'll gather details about that character's words and actions, and you'll use this information to write a short report organized around that character's traits. Following the steps below will ensure a dynamite report!

## Step 1: Select a Topic

Brainstorm a list of book characters you admire. Start by thinking of your favorite books and the important characters in those books. Then choose one character as the focus of your paper.

## Step 2: Identify Character Traits

Based on your reading, what character traits describe this person? Refer to the Character Traits list and select three traits that you'll be able to justify with evidence from the text.

## Step 3: Find Supporting Details

Find a copy of the book where you were first introduced to this character. Scan the text to find clues about the character's traits. Look for the character's actions, his or her words, and the descriptions given by the author. Continue scanning and recording ideas until you have listed at least 8 to 10 details that demonstrate that person's character.

## Step 4: Organize Ideas

Organize your ideas before writing. Write your three character traits, and under each one record the details that support your selections.

## Step 5: Write the Report

Write an essay using the information you gathered. Start with an introduction in which you identify the book's title and author as well as the character you have chosen to analyze. Include a one-sentence summary of the book's plot. In the body of your paper, write at least three more paragraphs, one paragraph about each trait. Conclude with a brief paragraph explaining why you chose to write about this person and what you can learn from the character. Revise your first draft and write your final copy.


**Important!** This assignment is due \_\_\_\_\_. Be sure to turn in your graphic organizer along with your final paper.

# More Teaching Resources from Laura Candler

## Daily Math Puzzler Program (Levels A - D)


I just implemented Laura's Math Puzzlers, and after two weeks I can already see changes in my class. They are picking up good habits like underlining key words, and writing complete answers already! Each day when we take out the sheet, they know what to do and enjoy doing it. I think part of the fun comes from the program's title "Math Puzzlers". Somehow, they seem to think puzzles are way more fun than math word problems. I also have to say that the breadth of topics and strategies covered in just one weekly sheet is impressive. It is a great way to keep math topics fresh, and have kids apply them to real situations. Each problem could be solved using different strategies, so it has been great for my kids to see all the different ways they could have approached the problem.

~ Dawn, Minnesota



## Math Stations for Middle Grades


I just downloaded your Math Stations for Middle Grades, and it is EXACTLY what I was looking for! This is my second year teaching math, after eleven years as a communications teacher. I don't feel I made math fun or interesting for my students last year, which means they didn't learn the things I wanted them to learn about setting goals for themselves and enjoying the challenge for its own sake. Now I finally know how to do that, and I will be able to not only use your activities but build from them and tailor them to my own students' specific needs. Your math stations provide exactly that element of fun practice and social sharing that I hoped to add this year. I can't wait to get started! ~ Shari Miller, Texas



## Classroom Goal Setting

WOW! Thank you so MUCH! I just downloaded your Goal Setting Power Pack and I LOVE it! I was most pleasantly surprised because I teach a combination class of grades 6-7-8, and wasn't sure if your pack would be "old" enough for my students! No need to worry....it's perfect! Thank you for a wonderful, quality product!

~ Nancy Berner, Pennsylvania



Visit [www.lauracandler.com](http://www.lauracandler.com) to learn more!




# Teaching Resources Website

[www.lauracandler.com](http://www.lauracandler.com)

## Ready-to-use Resources for Teachers!

- Blackline masters and activity sheets
- Lesson plans and teaching strategies
- Cooperative learning methods
- Classroom management and motivation
- Literacy and Literature Circle strategies
- Mathematics instructional resources
- Candler's Classroom Connections



Receive the **Classroom Economy** and **Problem Solving Assessment Power Pack** for FREE when you sign up for Laura Candler's bi-weekly newsletters at [www.lauracandler.com](http://www.lauracandler.com)!

## Workshop Information

- Invite Laura to your school or district to energize your teachers with powerful strategies!
- Workshops available:
  - \* The Dynamic Duo:  
Putting the Punch in Math Instruction
  - \* Innovative Approaches to  
Literacy Instruction
- Teachers walk away with specific strategies to implement in their classrooms the next day.



Contact Laura for more information: [lauracandler@att.net](mailto:lauracandler@att.net)