PERIODONTAL CHART

NAME _____ INIT

PROBE

		1	2	3	4	5	6	7	8	9	10	11	12	13	14	15	16	
DATE	3																	3
DATE	2																	2
DATE	1																	1

FACIAL

R L

LINGUAL

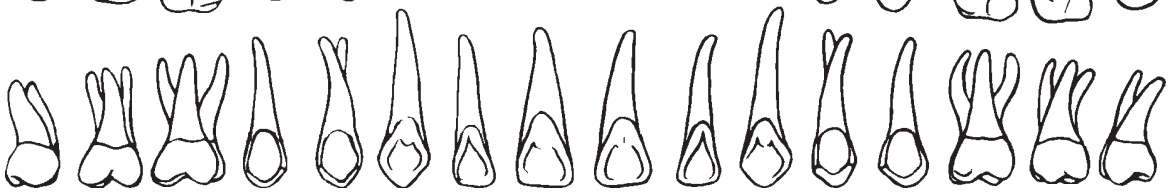

1 2 3 4 5 6 7 8 9 10 11 12 13 14 15 16

PROBE

		1	2	3	4	5	6	7	8	9	10	11	12	13	14	15	16	
	1																	1
	2																	2
	3																	3
Upper Mobility		I I	I I	I I	I I	I I	I I	I I	I I	I I	I I	I I	I I	I I	I I	I I	I I	
		1 2 3	1 2 3	1 2 3	1 2 3	1 2 3	1 2 3	1 2 3	1 2 3	1 2 3	1 2 3	1 2 3	1 2 3	1 2 3	1 2 3	1 2 3	1 2 3	
Lower Mobility		I I	I I	I I	I I	I I	I I	I I	I I	I I	I I	I I	I I	I I	I I	I I	I I	
	3																	3
	2																	2
	1																	1

LINGUAL

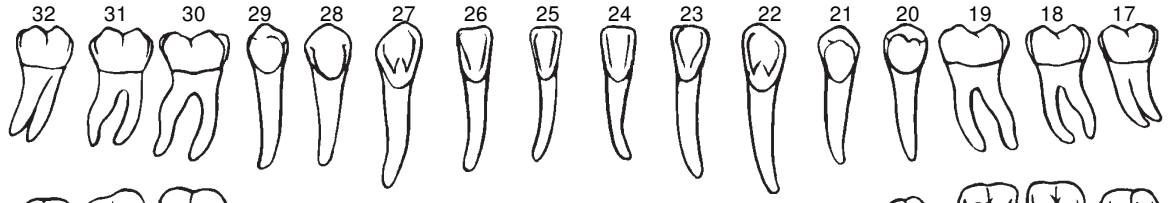

32 31 30 29 28 27 26 25 24 23 22 21 20 19 18 17

R L

FACIAL

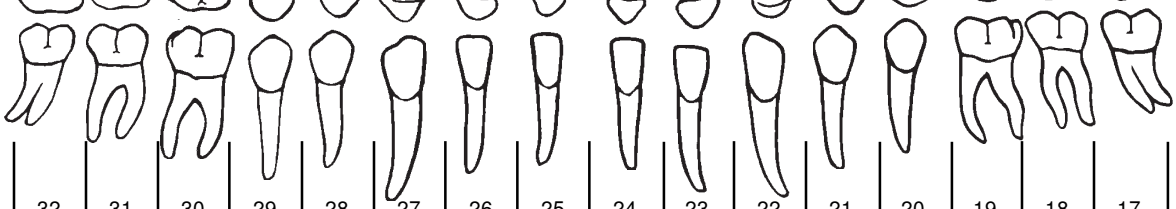

PROBE

		32	31	30	29	28	27	26	25	24	23	22	21	20	19	18	17	
DATE	1																	1
DATE	2																	2
DATE	3																	3

DATE _____ SIGNIFICANT FINDINGS

_____

_____

_____

_____