



P.O. Box 300  
 Rosemead, CA  
 91772-0001  
 www.sce.com

# Your electricity bill

TOU-8 DA NON-CON / Page 1 of 6

For billing and service inquiries  
 call 1-800-799-4723, 24 hrs a day, 7 days a week

Date bill prepared: May 2 '08

**Customer account** 2-00-000-0000  
**Service account** 3-000-0000-00  
 54321 ANYWHERE ST  
 CLARMONT, CA 91711  
**Rotating outage** Group N001

## Your account summary

Amount of your last bill	\$17,831.36
Payment we received on Apr 14 '08 - thank you	-\$17,831.36
Balance forward	\$0.00
Your new charges	\$18,129.48
<b>Total amount you owe by May 21 '08</b>	<b>\$18,129.48</b>

## Compare the electricity you are using

For meter Z123Y-4567 from Apr 2 '08 to May 1 '08  
**Total electricity you used this month in kWh**

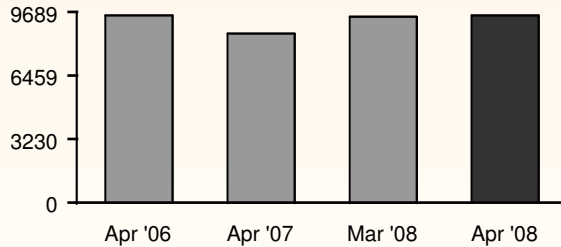
**280,967**

Your next meter read will be on or about Jun 2 '08.

	Electricity (kWh)	Demand (kW)	
Winter Season			
Mid peak	125,426	580	(Apr 4 '08 13:45 to 14:00)
Off peak	155,541	526	(Apr 24 '08 07:45 to 08:00)
<b>Total</b>	<b>280,967</b>		

Reactive usage is 178,320 kVarh  
 Maximum demand is 580.0 kW  
 Reactive demand is 329.0 kVar

### Your daily average electricity usage (kWh)



Please return the payment stub below with your payment and make your check payable to Southern California Edison.  
 If you want to pay in person, call 1-800-747-8908 for locations, or you can pay online at www.sce.com.

(14-574)



Customer account 2-00-000-0000  
 Please write this number on your check. Make your  
 check payable to Southern California Edison.

**Amount due by May 21 '08** **\$18,129.48**

Amount enclosed \$



TOU-8 DA NON-CON  
 ATTN: ACCOUNTS PAYABLE  
 54321 ANYWHERE ST  
 CLAREMONT, CA 91711-4617

P.O. BOX 300  
 ROSEMEAD, CA 91772-0001

02 347 9918 00000078 000000000001812948001812948



## Contact information

### Customer service numbers

General Services (U.S. & Canada)	1-800-655-4555
Account Balance & Extensions	1-800-950-2356
Emergency Services & Outages	1-800-611-1911
California Alternate Rates for Energy (CARE)	1-800-447-6620
Electric Industry Restructuring	1-800-799-4723
Energy Theft Hotline	1-800-227-3901
Hearing & Speech Impaired (TTY)	1-800-352-8580

### Multicultural services (Available Monday - Friday 8 a.m. - 5 p.m.)

Cambodian / ខ្មែរ	1-800-843-1309
Chinese / 中文	1-800-843-8343
Korean / 한국어	1-800-628-3061
Vietnamese / Tiếng Việt	1-800-327-3031
Spanish / Español	1-800-441-2233
(7 días a la semana 8 a.m. - 8 p.m.)	

**Correspondence:** Southern California Edison (SCE)  
P. O. Box 6400, Rancho Cucamonga, CA 91729-6400

## Important information

### Rotating Outages

A rotating outage is a controlled electric outage that lasts approximately one hour for a group of circuits, which is used during electric system emergency conditions to avoid widespread or uncontrolled blackouts. Each SCE customer is assigned a rotating outage group, shown on the upper part of the SCE bill. If your rotating outage group begins with the letters A, M, R, S, or X, you are subject to rotating outages. If it begins with N or Exempt, you are not. Your rotating outage group may change at any time. For more information, and to see which rotating outage groups are likely to be called in the event of a system emergency, visit [www.sce.com](http://www.sce.com) or call (800) 655-4555.

### Options for Paying Your Bill

You can pay your bill by:

- Mail
- In person at an authorized payment location
- By telephone
- Online at [www.sce.com](http://www.sce.com)

You may call us for electronic payment options, to make payment arrangements, or for information on agencies to assist you in bill payment.

### Past-Due Bills

Your bill was prepared on May 2, 2008. Your bill is due when you receive it and becomes past due 19 days after the date the bill was prepared. You will have 15 days at your new address to pay a bill from a prior address before your service will be terminated. SCE does not terminate residential service for non-payment of bills for other classes of service. Termination of electric service requires a reconnection charge. A field assignment charge may appear on your next bill if SCE visits your premises because of non-payment. If you are a residential customer, and claim an inability to pay and payment arrangements have not been extended to you by SCE pursuant to SCE's filed tariffs, you may contact the California Public Utilities Commission (CPUC).

### Disputed Bills

If you think your bill is incorrect, call us and speak with a customer service representative, or if necessary, with a manager. If you feel unsatisfied with the result of such discussion(s), contact the CPUC, Consumer Affairs Branch by mail at: 505 Van Ness, Room 2003, San Francisco, CA 94102; or at: [www.cpuc.ca.gov](http://www.cpuc.ca.gov) (800) 649-7570, TTY: (800) 924-9599. Include a copy of your bill, why you believe SCE did not follow its rules and rates, and a check or money order made out to the CPUC for the disputed amount. You must pay the disputed amount, or send it to the CPUC, before the past-due date to avoid disconnection. The CPUC accepts payment only for matters relating directly to bill accuracy. While the CPUC is investigating your complaint, you must pay any new SCE bills that become due.

### Rules and Rates

SCE's rules and rates are available in full at [www.sce.com](http://www.sce.com) or upon request.

### Late Payment Charge (LPC)

A late payment charge of .9% will be applied to the total unpaid balance on your account if full payment is not received by the due date on this bill (except for CARE rate and state agency accounts).

### Electronic Fund Transfers (EFT)

When you provide a check as payment, you authorize us either to use information from your check to make a one-time electronic fund transfer from your account or to process the payment as a check transaction. When we use information from your check to make an electronic fund transfer, funds may be withdrawn from your account as soon as the same day we receive your payment. You will not receive your check back from your financial institution, but the transaction will appear on your financial institution statement. If you do not wish to authorize an electronic fund transfer, please call the 800 number on the front of your bill.

To change your contact information or enroll in SCE's payment option, complete the form below and return it in the enclosed envelope.

### Change of Mailing Address: 2-00-000-0000

STREET #	STREET NAME	APARTMENT #
CITY	STATE	ZIP CODE
TELEPHONE #	E-MAIL ADDRESS	

### Direct Payment (Automatic Debit) Enrollment: 2-00-000-0000

I hereby authorize SCE and my financial institution to automatically deduct my monthly payment from the checking account as shown on my enclosed check, ten calendar days after my bill is mailed.

Signature \_\_\_\_\_ Date \_\_\_\_\_

To change your checking account information or to be removed from the Direct Payment program please call SCE @ 1-800-655-4555.

**Usage comparison**

	Apr '06	Apr '07	May '07	Jun '07	Jul '07	Aug '07	Sep '07	Oct '07	Nov '07	Dec '07	Jan '08	Feb '08	Mar '08	Apr '08
Total kWh used	280,051	253,570	296,684	301,623	291,224	299,149	319,281	326,623	307,974	291,764	284,592	310,392	287,883	280,967
Number of days	29	29	30	29	32	29	30	32	31	33	29	32	30	29
Appx. average kWh used/day	9,656	8,743	9,889	10,400	9,100	10,315	10,642	10,206	9,934	8,841	9,813	9,699	9,596	9,688

**Details of your new charges**

Your rate: TOU-8 (Direct Access)

Billing period: Apr 2 '08 to May 1 '08 (29 days)

**Delivery charges**

Facilities rel demand	580 kW x \$9.90000 x 5/29 days	\$990.00
Facilities rel demand	580 kW x \$10.77000 x 24/29 days	\$5,169.60
Energy-Winter		
Mid peak	21,625 kWh x \$0.00903	\$195.27
Mid peak	103,801 kWh x \$0.01009	\$1,047.35
Off peak	26,817 kWh x \$0.00903	\$242.16
Off peak	128,724 kWh x \$0.01009	\$1,298.83
Customer charge		\$71.55
Customer charge		\$379.07
Power factor adj	329 kVar x \$0.18000	\$59.22

**Your Delivery charges include:**

- \$1,209.91 transmission charges
- \$6,404.84 distribution charges
- \$165.29 nuclear decommissioning charges
- \$1,605.58 public purpose programs charge

**Direct Access cost responsibility surcharge**

DA CRS DWR bond	280,967 kWh x \$0.00477	\$1,340.21
PCIA	232,524 kWh x \$0.00107	\$248.80
PCIA	48,443 kWh x -\$0.00391	-\$189.41
DA CRS UC	48,443 kWh x \$0.02001	\$969.34
DA CRS UC	232,524 kWh x \$0.01780	\$4,138.93
CTC	48,443 kWh x \$0.00613	\$296.96
CTC	232,524 kWh x \$0.00336	\$781.28

**Your overall energy charges include:**

- \$152.02 franchise fees

**Additional information:**

- Percentage of energy provided by DWR used to calculate GMS factor this month: 26.513%
- Service voltage: 480 volts
- Generation Municipal Surcharge (GMS) factor: 0.008930


**Other charges or credits**

Revenue cycle services credit		-\$15.46
Generation Municipal Surcharge		\$160.64

Subtotal of SCE charges \$17,184.34

Claremont UUT \$17,184.34 x 5.50000 % \$945.1

**Your new charges \$18,129.48**



## We've come up with something new.

**Southern California Edison is introducing an enhanced bill** that will help you better understand and ultimately manage your energy use. Your SCE bill now provides useful tools and offers a more complete picture of the electricity you use. These tools and features can help you decide how you can save more energy in order to lower your bill and protect the environment.

### Exciting new features:

#### 1 Change of Address

You can update your mailing address, phone number, or provide an e-mail address by completing this section and sending it in with your payment.

#### 2 Easy Sign Up


Sign up for Direct Payment (automatic debit) using the back of your payment stub.

#### 3 Detailed Historical Usage

Use this table to identify your business's usage patterns and track your conservation efforts. You'll be able to see the dips and peaks in energy usage and if there are seasonal trends.

#### 4 Daily Average Usage Graph

Compare your business's daily average usage for the current month, prior month and previous two years.



P.O. Box 300  
Rosemead, CA  
91771-0001  
[www.sce.com](http://www.sce.com)

**Your electricity bill**

Valued Customer / Page 1 of 6

For billing and service inquiries call 1-800-884-8123, 24 hrs a day, 7 days a week  
Date bill prepared: Dec 18 '07

**5** Customer account 2-00-000-0000  
Service account 3-000-0000-00  
44221 Any Ave  
Monterey Park, CA 91755  
Rotating outage Group A123

**Your account summary**

Amount of your last bill	\$28,859.03
Payment we received on Nov 30 '07 - thank you	\$28,859.03
Balance forward	\$0.00
Your new charges	\$27,387.05
<b>Total amount you owe by Jan 6 '08</b>	<b>\$27,387.05</b>

**6** Compare the electricity you are using

Electricity (kWh)	Demand (kW)
Winter Season	
Mid peak 119,770	624 (Nov 20 '07 14:00 to 14:15)
Off peak 110,281	554 (Nov 29 '07 18:00 to 18:15)
<b>Total</b>	<b>230,051</b>


Your next meter read for V349E-999999 will be on or about Jan 17 '08.  
Maximum demand is 624.0 kW  
Reactive demand is 332.0 kVar  
Reactive usage is 152,976 kVarh

**7** Amount due by Jan 6 '08 **\$27,387.05**

Amount enclosed \$ \_\_\_\_\_

VALUED CUSTOMER  
44221 ANY AVE  
MONTEREY PARK, CA 91755

P.O. BOX 300  
ROSEMEAD, CA 91771-0001

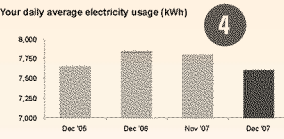


P.O. Box 300  
Rosemead, CA  
91771-0001  
[www.sce.com](http://www.sce.com)

**Your electricity bill**

Valued Customer / Page 3 of 6

**4** Your daily average electricity usage (kWh)



**3** Usage Comparison

	Dec '05	Dec '06	Jan '07	Feb '07	Mar '07	Apr '07	May '07	Jun '07	Jul '07	Aug '07	Sep '07	Oct '07	Nov '07	Dec '07
Total demand	285.50	287.07	284.49	276.04	284.89	273.64	262.49	271.94	324.02	170.09	236.65	257.49	180.32	180.09
Number of days	30	30	31	29	31	29	31	30	31	31	30	31	30	30
Avg. average kWh/day	7.96	7.90	7.63	8.90	7.99	7.85	8.62	8.99	7.51	5.62	7.79	8.02	5.99	5.99

**8** Details of your new charges

Your rate: TOU-3  
Billing period: Nov 16 '07 to Dec 16 '07 (30 days)

<b>Delivery charges</b>		
Facilities related demand	624 kW x \$8.31000	\$5,185.44
Energy - Winter		
Mid peak	119,770 kWh x \$0.01120	\$1,341.42
Off peak	110,281 kWh x \$0.01120	\$1,235.15
Customer charge		\$348.00
Power factor adjustment	332 kVar x \$0.18000	\$59.76
DWR bond charge	230,051 kWh x \$0.00485	\$1,115.75
<b>Generation charges</b>		
DWR		
Energy - Winter		
Mid peak	35,702 kWh x \$0.10369	\$3,701.94
Off peak	32,074 kWh x \$0.10369	\$3,320.71
SCE		
Energy - Winter		
Mid peak	84,068 kWh x \$0.08622	\$7,248.18
Off peak	77,407 kWh x \$0.04771	\$3,653.09
Subtotal of your new charges		\$27,336.44
State tax	230,051 kWh x \$0.00022	\$50.61
<b>Your new charges</b>		<b>\$27,387.05</b>

**Your Delivery charges include:**

- \$ 1,279.53 transmission charges
- \$ 5,034.04 distribution charges
- \$ 110.42 nuclear decommissioning charges
- \$ 24.74 public purpose programs charge

**Your Generation charges include:**

- \$ 2,091.16 competition transition charge

**Your overall energy charges include:**

- \$ 244.11 franchise fees

**Additional information:**

- DWR provided 25.805% of the energy you used this month
- Service voltage: 480 volts

**Things you should know**

**Get \$35...**  
Let SCE pick up and recycle your old, inefficient, working refrigerator or freezer and receive \$35. Program funds are limited, so call 1-800-234-9722 or visit [www.sce.com](http://www.sce.com) and click on rebates and savings today! Terms and conditions apply.

To change your contact information or enroll in SCE's payment option, complete the form below and return it in the enclosed envelope.

**Change of Mailing Address: 0-00-000-0000**

STREET #	STREET NAME	CITY/ZIP
STATE	CITY	ZIP CODE
TELEPHONE #	E-MAIL ADDRESS	

**Direct Payment (Automatic Debit) Enrollment: 0-00-000-0000**

I hereby authorize SCE and my financial institution to automatically deduct my monthly payment from the checking account as shown on my enclosed check, two calendar days after my bill is mailed.

Signature \_\_\_\_\_ Date \_\_\_\_\_

To change your checking account information or to be removed from the Direct Payment program, please call SCE @ 1-800-656-4550

To learn more about your new bill, please visit [www.sce.com/newbill](http://www.sce.com/newbill)

### Finding Key Information:

- 5** Simplified Account Information
- 6** Current Usage Information
- 7** Amount Owed and Due Date
- 8** Breakdown of Monthly Charges

California law requires all energy providers to furnish their electricity customers with a power content label, which gives them information about the energy resources used to generate electricity. Southern California Edison fully supports making this information available to customers		
POWER CONTENT LABEL		
ENERGY RESOURCES	2008 SCE POWER MIX* (projected)	2006 CA POWER MIX** (for comparison)
<b>Eligible Renewable</b>	<b>16%</b>	<b>5%</b>
-- Biomass & waste	2%	<1%
-- Geothermal	9%	4%
-- Small hydroelectric	1%	1%
-- Solar	1%	<1%
-- Wind	3%	<1%
<b>Coal</b>	<b>8%</b>	<b>29%</b>
<b>Large Hydroelectric</b>	<b>5%</b>	<b>31%</b>
<b>Natural Gas</b>	<b>50%</b>	<b>35%</b>
<b>Nuclear</b>	<b>21%</b>	<b>0%</b>
<b>Other</b>	<b>&lt;1%</b>	<b>0%</b>
<b>TOTAL</b>	<b>100%</b>	<b>100%</b>
*96% of SCE Power Mix is specifically purchased from individual suppliers.		
**Percentages are estimate annually by the California Energy Commission based on electricity sold to California consumers during the previous year.		
POWER CONTENT LABEL		
Annual report of actual electricity purchases for SCE in 2007		
ENERGY RESOURCES	2007 ACTUAL POWER MIX	
<b>Eligible Renewable</b>	<b>16%</b>	
-- Biomass & waste	2%	
-- Geothermal	9%	
-- Small hydroelectric	1%	
-- Solar	1%	
-- Wind	3%	
<b>Coal</b>	<b>9%</b>	
<b>Large Hydroelectric</b>	<b>6%</b>	
<b>Natural Gas</b>	<b>48%</b>	
<b>Nuclear</b>	<b>21%</b>	
<b>Other</b>	<b>&lt;1%</b>	
<b>TOTAL</b>	<b>100%</b>	
For each category, the percentage SCE Power Mix projected for 2007 was within five percentage points of the actual percentage.		
For specific information about this electricity product, contact Southern California Edison. For general information about the Power Content Label, contact the California Energy Commission at 1-800-555-7794 or <a href="http://www.energy.ca.gov/consumer">www.energy.ca.gov/consumer</a> .		

**IMPORTANT INFORMATION ABOUT PROPOSED RATE INCREASE  
APPLICATION NO. A.08-03-014**

On March 18, 2008, Southern California Edison Company (SCE) filed Application No. 08-03-014 with the California Public Utilities Commission (Commission) seeking approval of its Renewable Integration and Advancement (RIA) program. The RIA program seeks to explore improvements in technology and infrastructure that will make renewables (i.e., electricity generated by wind, solar, biomass, and geothermal technology) more compatible with California's electric systems and market. Specifically, through the RIA program, SCE will fund projects to research, develop, and demonstrate technical upgrades needed to integrate higher levels of renewable resources into SCE's portfolio. The program will also evaluate solutions and project concepts that optimize transmission capacity in renewable rich areas, determine what protection and operation upgrades would be required with high penetration of renewables into the distribution system, identify software or hardware technologies, best practices, or other tools that effectively improve forecasting, scheduling, and operation of intermittent resources, and deploy bench-scale renewable generation technologies that have the potential for near-term commercialization. This program is needed to sustain progress towards the state's renewable goal, reliably and safely integrate renewable technology, improve the efficiency (and therefore lowering the cost) of delivering renewable energy, and explore other cost-effective renewable technologies. In support of these efforts, SCE is requesting authority to spend up to \$30 million over two years, with the ability to extend the program for an additional four years.

The following table shows SCE's requested revenue change allocated to customer groups on an annual basis. The rate changes below are for illustrative purposes only to show the bill impact of this RIA filing and not for purposes of predicting rates. If the Commission approves SCE's request, a typical residential customer will see a monthly bill increase of 0.16% or \$0.14. A typical bill will increase from \$87.74 to \$87.88. The percentages shown do not necessarily reflect the changes that you may see in your bill. Changes in individual bills will depend on how much energy each customer uses.

**Customer Group Revenue Impact  
Renewable Integration and Advancement Program**

Customer Group	¢/kWh average	¢/kWh average	Total Rate Change	% Change
	Rates	Rates + RIA		
Residential	15.079	15.103	0.024	0.16%
Lighting - Small and Medium Power	14.354	14.371	0.017	0.12%
Large Power	10.786	10.795	0.009	0.08%
Agricultural and Pumping	10.755	10.769	0.014	0.13%
Street and Area Lighting	18.888	18.947	0.059	0.31%
<b>TOTAL</b>	<b>13.724</b>	<b>13.743</b>	<b>0.019</b>	<b>0.14%</b>

Actual rates will be determined by the Commission through its regulatory process.

**ACTION THE COMMISSION MAY TAKE  
ON SCE'S APPLICATION**

Before acting on Application 08-03-014, the Commission may hold evidentiary hearings. The Commission conducts evidentiary hearings before a Commission Administrative Law Judge, who may be joined by one or more of the Commissioners. At the hearings, sworn testimony is presented by SCE representatives, other parties, and the Commission's independent Division of Ratepayer Advocates (DRA). Evidentiary hearings are open to the public, but only those who are parties of record can present evidence or cross-examine witnesses during evidentiary hearings. Parties may offer proposals that differ from those presented in this application.

After considering all evidence presented, the Commission will issue a decision on this application. The actual plan the Commission adopts may differ from what SCE requested in its application.

If you would like to send comments or concerns about this application to the Commission, or if you would like to participate in the hearings, please contact the Commission's Public Advisor at the address shown below. The Public Advisor will circulate your comments to the Commissioners and other Commission staff working on this matter.

The Public Advisor  
California Public Utilities Commission  
320 West Fourth Street, Suite 500  
Los Angeles, CA 90013  
Email: [Public.advisor.la@cpuc.ca.gov](mailto:Public.advisor.la@cpuc.ca.gov)

Please refer to Application No. 08-03-014. Please state if you would like a response. Otherwise no response will be sent.

**FOR FURTHER INFORMATION**

Customers with Internet access may view and download Application 08-03-014 and the papers supporting it on SCE's Web site at <http://www.sce.com/notices>. Those without Internet access or anyone wishing to obtain more information about the application or hard copies of some or all of the materials, should send a written request, referring to Application No. 08-03-014, to:

Southern California Edison Company  
P.O. Box 800  
Rosemead, CA 91770  
Attention: Case Administration

Para solicitar una copia en español de esta notificación por favor escriba a:

Southern California Edison Company  
2244 Walnut Grove Avenue  
Quad 4A  
Rosemead, CA 91770  
a la atención de Comunicaciones Corporativas

o por medio de correo electrónico a [gabby.garcia@sce.com](mailto:gabby.garcia@sce.com).