


**Removal Action Work Plan Addendum for
C-410 Complex Infrastructure D&D Project at the
Paducah Gaseous Diffusion Plant,
Paducah, Kentucky**



CLEARED FOR PUBLIC RELEASE



RECOVERY.GOV

**Removal Action Work Plan Addendum for the
C-410 Complex Infrastructure D&D Project at the
Paducah Gaseous Diffusion Plant,
Paducah, Kentucky**

Date Issued—June 2010

Revised Date—October 2010

Prepared for the
U.S. DEPARTMENT OF ENERGY
Office of Environmental Management

Managed by
LATA ENVIRONMENTAL SERVICES OF KENTUCKY, LLC
managing the
Environmental Management Activities at the
Paducah Gaseous Diffusion Plant
under contract DE-AC30-10CC40020

CLEARED FOR PUBLIC RELEASE

THIS PAGE INTENTIONALLY LEFT BLANK

CONTENTS

TABLES	v
FIGURES	v
ACRONYMS	vii
EXECUTIVE SUMMARY	ix
1. INTRODUCTION AND PURPOSE	1
1.1 PURPOSE OF THE REMOVAL ACTION WORK PLAN	2
1.2 SCOPE OF THE REMOVAL ACTION WORK PLAN	2
2. PROJECT DESCRIPTION	5
2.1 FACILITY DESCRIPTION	5
2.2 REMOVAL ACTION SCOPE AND OBJECTIVES	8
2.3 REMOVAL ACTION APPROACH	9
2.3.1 Planning	10
2.3.2 Hazard Analysis	10
2.3.3 Hazard Mitigation and Controls	10
2.3.4 Characterization	14
2.3.5 Demolition	14
2.3.6 Waste Material Disposition	14
2.3.7 Demobilization	18
3. PLANS AND WORK CONTROL DOCUMENTS	19
3.1 DEMOLITION PLAN	19
3.2 DEMOLITION REMOVAL ACTION VERIFICATION PLANS	19
3.3 SAMPLING AND ANALYSIS PLANS	19
3.4 PROJECT HEALTH AND SAFETY PLAN	19
3.5 WASTE MANAGEMENT PLAN	19
3.6 SPECIFIC WORK DOCUMENTS AND PLANS	20
4. PROJECT SCHEDULE	21
5. APPLICABLE OR RELEVANT AND APPROPRIATE REQUIREMENTS	23
6. REFERENCES	25
APPENDIX A: DEMOLITION PLAN FOR THE C-410 COMPLEX AT THE PADUCAH GASEOUS DIFFUSION PLANT, PADUCAH, KENTUCKY	A-1
APPENDIX B: LIST OF PROCEDURES	B-1
APPENDIX C: C-410 COMPLEX DEMOLITION REMOVAL ACTION VERIFICATION PLAN	C-1

THIS PAGE INTENTIONALLY LEFT BLANK

TABLES

1. SWMUs Addressed by the C-410 NTCRA.....	3
2. Additions to C-410 with the Construction Type and Dimensions of Each	7
3. Dimensions of the Sections of the C-420 Green Salt Plant.....	8
4. Description and Evaluation of Building Dismantlement and Size-Reduction Technologies.....	16
5. Project Schedule for D&D of the C-410 Complex.....	21

FIGURES

1. Location of C-410 Complex.....	6
2. Exterior of the C-410 Complex	7
3. Storm Drainage near C-410.....	13
4. Configuration of the C-410 Complex Slabs after Demolishing the Structures	15

THIS PAGE INTENTIONALLY LEFT BLANK

ACRONYMS

ACM	asbestos-containing material
AHA	Activity Hazard Analysis
AM	Action Memorandum
AMA	Action Memorandum Addendum
ARAR	applicable or relevant and appropriate requirement
CERCLA	Comprehensive Environmental Response, Compensation, and Liability Act
<i>CFR</i>	<i>Code of Federal Regulations</i>
D&D	decontamination and decommissioning
DOE	U.S. Department of Energy
DOT	U.S. Department of Transportation
EE/CA	Engineering Evaluation/Cost Analysis
EPA	U.S. Environmental Protection Agency
ES&H	Environment, Safety, and Health
FFA	Federal Facility Agreement
HASP	Health and Safety Plan
HF	hydrogen fluoride
ISMS	Integrated Safety Management System
KDEP	Kentucky Department for Environmental Protection
LLW	low-level waste
NTCRA	non-time-critical removal action
PCB	polychlorinated biphenyl
PGDP	Paducah Gaseous Diffusion Plant
RCRA	Resource Conservation and Recovery Act of 1976
RAWP	Removal Action Work Plan
SAP	Sampling and Analysis Plan
SME	subject matter expert
SWMU	solid waste management unit
TBC	to be considered
TSCA	Toxic Substances Control Act
WAC	waste acceptance criteria

THIS PAGE INTENTIONALLY LEFT BLANK

EXECUTIVE SUMMARY

This Removal Action Work Plan (RAWP) Addendum describes the demolition of the structures and associated non-process infrastructure of the C-410 Feed Plant Complex (C-410 Complex) at the Paducah Gaseous Diffusion Plant (PGDP) near Paducah, Kentucky. The following Comprehensive Environmental Response, Compensation, and Liability Act (CERCLA) documents were prepared as a part of the planning, evaluation, and implementation of the original work scope for the decontamination/decommissioning (D&D) of the C-410 Complex:

- *Action Memorandum for the C-410 Infrastructure Removal at the Paducah Gaseous Diffusion Plant, Paducah, Kentucky*, DOE/OR/07-2002&D1/R1;
- *Engineering Evaluation/Cost Analysis for the C-410 Complex Infrastructure Removal at the Paducah Gaseous Diffusion Plant, Paducah, Kentucky*, DOE/OR/07-1952&D2/R1; and
- *Removal Action Work Plan for the C-410 Complex Infrastructure D&D Project at the Paducah Gaseous Diffusion Plant, Paducah, Kentucky*, DOE/OR/07-2012&D2.

These documents defined the original approach to the D&D of the C-410 Complex. They described the decision to remove the hazardous materials and the infrastructure prior to initiating the structural demolition process.

The non-time-critical removal action (NTCRA) defined in those documents is being performed by the U.S. Department of Energy (DOE) pursuant to DOE's removal authority under Executive Order 12580 and in accordance with the Federal Facility Agreement for the PGDP Section X.E, Non-Time-Critical Removal Actions and the National Contingency Plan regulations.

Subsequent to the development and approval of these documents, safer and more efficient modifications were developed to the method of accomplishment of D&D of the C-410 Complex. These modifications necessitated changes to the scope of the existing NTCRA. The decision process that resulted in the approval of this modified approach is presented in the *Action Memorandum Addendum for the C-410 Infrastructure Removal at the Paducah Gaseous Diffusion Plant, Paducah, Kentucky*, DOE/LX/07-0273&D2, November 2009.

That Action Memorandum Addendum (AMA) documented the following decisions:

- (1) To expand the scope of the existing NTCRA to include facility structure demolition to the slabs and disposition of demolition debris, and
- (2) To allow the non-process systems to remain in place and to remove these systems at the same time the building is demolished.

These decisions would necessitate a change to the overall approach to the C-410 D&D RAWP. These changes included facility structure demolition to the slabs and disposition of demolition debris, as well as allowing the non-process systems to remain in place and removing these systems at the same time the building is demolished. The ongoing deactivation activities involving the removal of loose contaminated material and contaminated infrastructure would continue to be performed as a NTCRA under the CERCLA as part of the D&D of the C-410 Complex.

The *Action Memorandum Addendum for the C-410 Infrastructure Removal at the Paducah Gaseous Diffusion Plant, Paducah, Kentucky*, DOE/LX/07-0273&D2, was prepared and approved for the removal action covered in the RAWP Addendum.

This RAWP Addendum defines the approaches necessary to facilitate changes in the original *Removal Action Work Plan for the C-410 Complex Infrastructure D&D Project at the Paducah Gaseous Diffusion Plant, Paducah, Kentucky*, DOE/OR/07-2012&D2. The primary emphasis of this Addendum is to (1) define the approach for implementing the decisions documented in the AMA, (2) provide details regarding project execution, and (3) document the applicable or relevant and appropriate requirements (ARARs) and compliance measures.

Activities addressed by this RAWP Addendum include the structural demolition of the C-410 Feed Plant Complex (C-410 Complex) and removal of certain low-hazard infrastructure (e.g., empty water, air, and nitrogen piping, etc.), and residual waste material.

Demolition debris generated from this removal action will be treated, as necessary, and disposed of at an approved on-site or off-site facility.

The DOE's prime remediation services contractor will perform the work described in this RAWP Addendum, using subcontractors as necessary. The project will be implemented in accordance with the Integrated Safety Management System practices and principles, including worker involvement. Site- and project-specific program plans and procedures have been developed to implement the RAWP Addendum and to ensure compliance with ARARs. The Demolition Plan and the Demolition Removal Action Verification Plan are included as appendices to this RAWP Addendum.

1. INTRODUCTION AND PURPOSE

The U.S. Department of Energy (DOE), the U.S. Environmental Protection Agency (EPA), and the Kentucky Department for Environmental Protection (KDEP) have agreed to address decommissioning activities under the existing Federal Facility Agreement (FFA) (EPA 1998) and in accordance with the joint EPA and DOE policy statement with respect to decommissioning of DOE facilities (DOE and EPA 1995). This Removal Action Work Plan (RAWP) Addendum meets the removal action objectives agreed upon among DOE, EPA, and KDEP as defined in Section 2.2. The removal action supports the long-term remediation of Paducah Gaseous Diffusion Plant (PGDP). Demolishing the structure will remove a source of a potential release to the environment, thereby reducing the risk that would be posed by the structures were they left in place.

Under the originally approved Comprehensive Environmental Response, Compensation, and Liability Act (CERCLA) non-time-critical removal action (NTCRA), all infrastructure (i.e., piping, equipment, material, platforms, and interior non-load-bearing walls) would be removed from the C-410 Feed Plant Complex, essentially leaving an empty facility shell prior to structural demolition (DOE 2001; DOE 2002a; DOE 2002b). The remaining facility structure (i.e., shell) originally was intended to be decommissioned as part of a subsequent CERCLA response action after all of the infrastructure systems had been removed.

These activities would be conducted as an NTCRA under the CERCLA. The original removal action for the C-410 Complex was defined in the following three documents:

- (1) *Action Memorandum for the C-410 Infrastructure Removal at the Paducah Gaseous Diffusion Plant, Paducah, Kentucky*, DOE/OR/07-2002&D1/R1(AM);
- (2) *Engineering Evaluation/Cost Analysis for the C-410 Complex Infrastructure Removal at the Paducah Gaseous Diffusion Plant, Paducah, Kentucky*, DOE/OR/07-1952&D2/R1 (EE/CA); and
- (3) *Removal Action Work Plan for the C-410 Complex Infrastructure D&D Project at the Paducah Gaseous Diffusion Plant, Paducah, Kentucky*, DOE/OR/07-2012&D2.

Deactivation activities including removal of the hazardous materials located within the facility, as well as the removal of infrastructure that might contain such material, was initiated and is presently ongoing, in accordance with these documents.

The *Action Memorandum Addendum for the C-410 Infrastructure Removal at the Paducah Gaseous Diffusion Plant, Paducah, Kentucky*, DOE/LX/07-0273&D2 (AMA), was prepared and approved for the removal action covered in the RAWP Addendum.

This RAWP Addendum defines the demolition of the building structure to the slab, including non-process systems. The approach in this addendum anticipates that some infrastructure will be left in place to be decommissioned with the facility structure. Prior to structure demolition, it is anticipated that all accessible interior asbestos-containing materials (ACM) will have been removed, in accordance with applicable or relevant and appropriate requirements (ARARs), and chemical- and/or radionuclide-containing systems (e.g., process piping) will have been emptied of residual material to the extent practicable. Additionally, certain wastes such as polychlorinated biphenyl (PCB) capacitors, mercury switches, or manometers, etc., will have been removed. The building surfaces and remaining infrastructure that will be removed during structural demolition (i.e., floors, walls, residual piping, and equipment) will have been vacuumed and sealed to the extent practicable to contain and minimize airborne releases during the demolition process.

This removal action meets the removal action objectives defined in Section 2.2, as agreed upon among DOE, the EPA, and KDEP, and supports the long-term remediation of PGDP. Demolishing the structure will remove a source of a potential release to the environment, thereby reducing the risk that would be posed by the structures were they to be left standing.

Most of the waste from the structures and nonhazardous process systems that remain following the deactivation of the C-410 Complex are expected to be low-level radiologically contaminated waste, PCB bulk product waste, and/or ACM. Small quantities of hazardous substances, such as paint chips or vacuum dust, also may be generated during building demolition.

The activities addressed by this RAWP Addendum include the characterization; demolition; segregation; on-site or off-site treatment (if necessary); packaging; disposal; transportation; disposition of demolition debris, piping, and small quantities of hazardous materials; and possible reuse/recycle of reusable equipment from the C-410 Complex. The activities will be performed in accordance with the applicable DOE and regulatory standards.

1.1 PURPOSE OF THE REMOVAL ACTION WORK PLAN

The purpose of this RAWP Addendum is to provide details on how the NTCRA will be executed in accordance with the AMA (DOE 2009a) and the ARARs. The AMA documents the decision to proceed with structural demolition of the C-410 CERCLA NTCRA.

1.2 SCOPE OF THE REMOVAL ACTION WORK PLAN

This RAWP Addendum was prepared in accordance with requirements of CERCLA and the Paducah FFA. The primary emphasis of the RAWP Addendum is to supplement the AMA information and to provide greater detail regarding project management, project execution, and ARAR compliance measures.

This RAWP Addendum includes the following:

- Planning schedule for the decommissioning of the C-410 Complex facilities and for subsequent documents;
- Description of plans and objectives for the structural demolition removal action; and
- Strategy for the waste characterization during the demolition of the C-410 Complex.

The solid waste management units (SWMUs) that will be addressed by this NTCRA are shown in Table 1. SWMUs 41, 478, 494, 495, and 496 are directly associated with the building structural demolition. The remaining SWMUs are subsurface pits or sumps that must be backfilled following the demolition of the buildings.

Table 1. SWMUs Addressed by the C-410 NTCRA

SWMU NUMBER	DESCRIPTION
SWMU 41	C-410-C Neutralization Tank
SWMU 478	C-410/420 Feed Plant
SWMU 494	C-410 Ash Removal Systems
SWMU 495	C-410-I Ash Receiver Shed
SWMU 496	C-410 Fluorine/Hydrogen Filters
SWMU 497	C-410 Neutralization Room Inverter Vat
SWMU 498	C-410/420 Complex—Sump at Columns D & E-1 & 2
SWMU 499	C-410/420 Complex—Sump at Column H-9 & 10
SWMU 500	C-410/420 Complex—Sump at Column U-10 & 11
SWMU 501	C-410/420 Complex—Scale Pit Sumps A & B
SWMU 502	C-410/420 Complex—Sump at Column U-9
SWMU 503	C-410/420 Complex—Sump at Column G-1
SWMU 504	C-410/420 Complex—Sump at Column L-10
SWMU 505	C-410/420 Complex—Sump at Column A-3N
SWMU 506	C-410/420 Complex—Sump at Column Wa-9
SWMU 507	C-410/420 Complex—Condensate Tank Pit
SWMU 508	C-410/420 Complex—Settling Basin
SWMU 509	C-410/420 Complex—Drain Pit
SWMU 510	C-410/420 Complex—Sump at Column P & Q-2
SWMU 511	C-410/420 Complex—Sump at Column Q & R-2
SWMU 512	C-410/420 Complex—Sump at Column R-2
SWMU 513	C-411 Cell Maintenance Room Sump Pit

THIS PAGE INTENTIONALLY LEFT BLANK

2. PROJECT DESCRIPTION

2.1 FACILITY DESCRIPTION

The C-410 Complex is located in the central part of PGDP, as shown in Figure 1. Figure 2 is a photograph of the exterior of the facility. The C-410 Complex consists of three main process buildings and several auxiliary facilities. The buildings and facilities that are included in the NTCRA are as follows:

C-410	Original Feed Plant with Two East Expansions and One West Expansion
C-410-C	Hydrogen Fluoride (HF) Neutralization Building
C-410-I	Ash Receiver Shelter
C-411	Cell Maintenance Building
C-420	Green Salt Plant

The primary structural system in the C-410 (including expansions), C-411, and C-420 Buildings is steel frame supporting interior floors made of concrete slabs, steel grating, or steel deck plates. Exterior walls are made of corrugated transite siding, masonry, and concrete with steel sash windows. The roofs are comprised of steel sheathing, insulation, asphalt felt, and gravel ballast.

The C-410 Feed Plant is a steel frame, concrete, and concrete masonry units structure with dimensions of 210-ft wide x 230-ft long x 39-ft high. It has corrugated transite siding and a large open high bay area with multiple mezzanine levels, basements, and pits. C-410 has three additions as shown on Table 2.

The contaminants that are expected to remain after deactivation of these facilities will be radiological contamination from uranium, PCBs in paint, and small amounts of hazardous substances that cannot be accessed for removal. These small quantities are not expected to make the demolition debris waste stream a Resource Conservation and Recovery Act (RCRA)-hazardous and/or Toxic Substances Control Act (TSCA)-regulated waste. The decommissioning phase of the project will be accomplished in a manner consistent with ARARs.

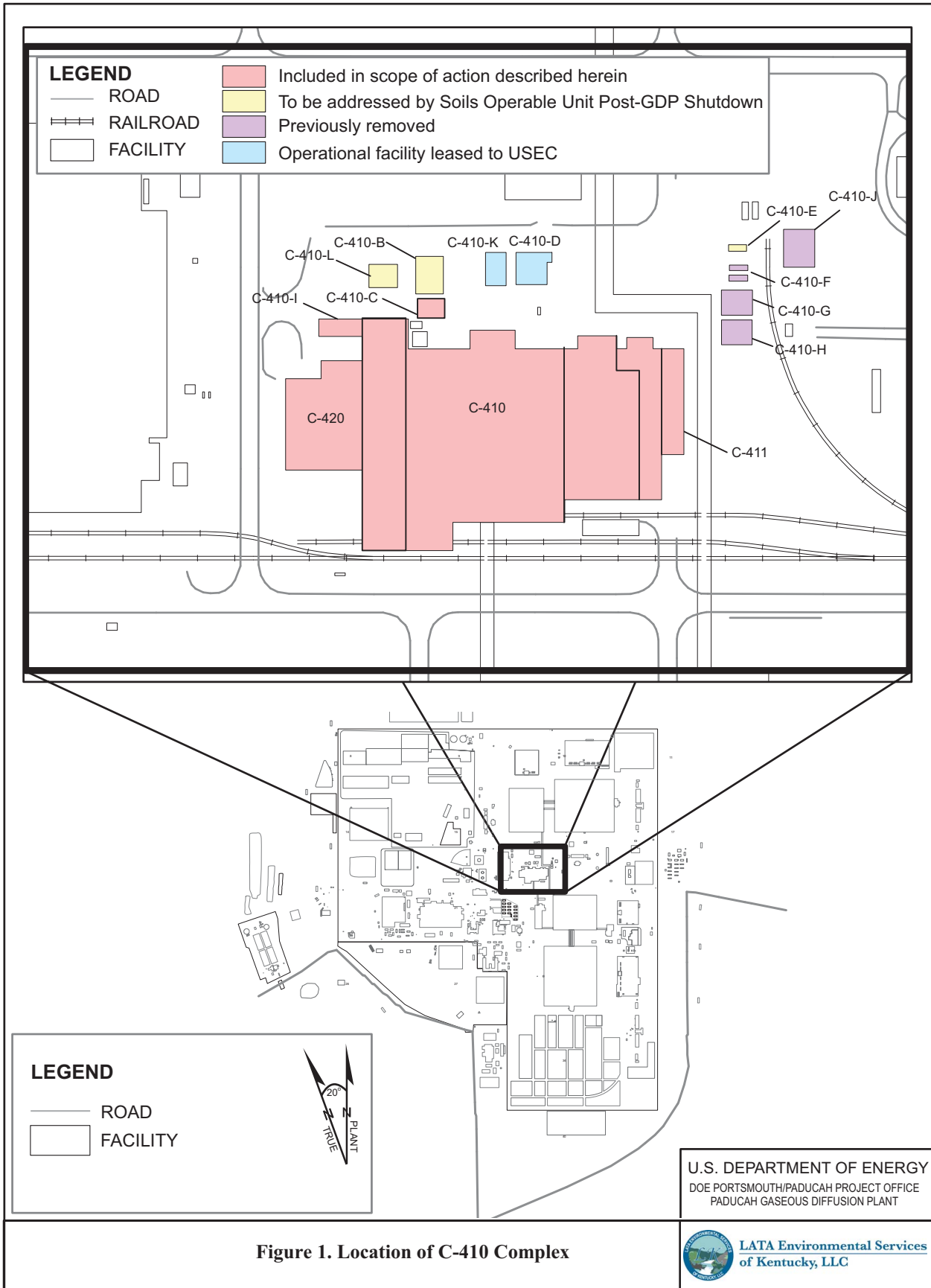


Figure 1. Location of C-410 Complex

U.S. DEPARTMENT OF ENERGY
DOE PORTSMOUTH/PADUCAH PROJECT OFFICE
PADUCAH GASEOUS DIFFUSION PLANT





Figure 2. Exterior of the C-410 Complex

Table 2. Additions to C-410 with the Construction Type and Dimensions of Each

Addition Name	Construction Description	Width (ft)	Length (ft)	Height (ft)
C-410 1 st East Expansion	Steel frame, concrete masonry unit, high bay building	100	200	16
C-410 2 nd East Expansion	Steel frame, concrete masonry unit, high bay building	29	200	16
C-410 West Expansion	Steel frame, concrete, concrete masonry units, and corrugated transite-sided high bay building	60	308	39

C-411—Cell Maintenance Facility is an addition to the C-410 Building that was constructed for maintenance work on the fluorine (F₂) production process equipment. The exterior walls are concrete block and the roof is flat with built-up gravel surface roofing over an insulated metal deck. The building consists of a single-story bay approximately 31-ft wide by 202-ft long. The framing is steel with continuous foundations for exterior walls. The contamination remaining after deactivation will be expected to be similar to that described for C-410.

The C-420—Green Salt Plant is a combined single story and six-story building with two elevator penthouses. It has an approximate floor area of 46,800 ft². Building dimensions are shown in Table 3. It is a structural steel building covered with corrugated transite siding. The building houses hoppers, conveyers, reactor towers, and other support equipment. The contamination remaining after deactivation will be expected to be similar to that described for C-410.

Table 3. Dimensions of the Sections of the C-420 Green Salt Plant

Section of Building	Width (ft)	Length (ft)	Height (ft)
Single story	48	24	14
Six story	103	120	73
#1 elevator penthouse	12	24	10
#2 elevator penthouse	24	24	10

In addition to the C-410, C-411, and C-420 Buildings, the following external structures are included in this NTCRA.

C-410-C—HF Neutralization Building is a steel frame building with corrugated transite siding with a footprint of approximately 1,088 ft². The neutralization building contained the system required to neutralize low pH water from cleaning fluorine (F₂) production process equipment. C-410-C contains a slurry tank used for mixing the lime or soda ash and water prior to discharging it to the neutralization process. In addition to the neutralization chemicals, the building is expected to contain residual quantities of HF by-products.

C-410-I—Ash Receiver Shelter is a 2,000 ft² steel frame building sided with corrugated transite siding used to store ash from the uranium tetrafluoride/fluorination process. The shelter is expected to contain residual quantities of uranium compounds.

The C-410 Complex also includes or included the following facilities that are not part of the NTCRA. Their status is noted below.

- C-410-B HF Neutralization Lagoon
- C-410-E Emergency HF Holding Pond

These structures will be addressed by the Environmental Restoration Program, Soils Operable Unit

- C-410-F HF Storage Building (North)
- C-410-G HF Storage Building (Center)
- C-410-H HF Storage Building (South)
- C-410-J HF Storage Building (East)

These structures were previously removed.

- C-410-D Fluorine Storage Building
- C-410-K Fluorine Loading Station Building

These are operating facilities leased to United States Enrichment Corporation.

2.2 REMOVAL ACTION SCOPE AND OBJECTIVES

The removal action objectives identified in the AM of 2002 include the following:

- Remove the materials causing the highest potential risks (e.g., transferable radioactive materials, asbestos, and other hazardous materials such as PCBs); thereby, significantly reducing the risk to current employees and potential off-site receptors in the event of building failure or further degradation to levels within the CERCLA risk range and in compliance with ARARs;

- Reduce the potential for public, worker, and environmental exposure to radioactive and hazardous substances caused by uncontrolled release from the buildings; and
- Remove the infrastructure from the Complex buildings in preparation for future final cleanup.

The following Removal Action Objectives were developed as a part of the AMA and are included in this RAWP Addendum:

- To expand the scope of the existing NTCRA to include facility structure demolition, including transit removal; and
- To allow leaving the non-process systems in place and to remove these systems at the same time the building is demolished using heavy equipment such as excavators with shears.

2.3 REMOVAL ACTION APPROACH

The decontamination and decommissioning (D&D) of the C-410 Complex will be in compliance with ARARs and Safety and Health requirements. The Integrated Safety Management System (ISMS) process will be executed for the entire project.

D&D activities will be performed using work control documents, proper waste characterization, and appropriate management and disposition of waste to meet ARARs and the waste acceptance criteria (WAC) of the disposition facility.

The ongoing deactivation activities at the C-410 Complex will have removed the contaminated loose materials and infrastructure prior to the initiation of the decommissioning activity described in this RAWP Addendum. It is anticipated that all accessible interior ACM will have been removed and dispositioned in accordance with ARARs and chemical- and/or radionuclide-containing systems (e.g., process piping) will have been emptied of residual material to the extent practicable. Additionally, certain wastes such as PCB capacitors, mercury switches, or manometers, etc., will have been removed. The building surfaces and remaining infrastructure that will be removed during structural demolition (i.e., floors, walls, residual piping, and equipment) will have been vacuumed and sealed to the extent practicable to contain and minimize airborne releases during the demolition process.

The contaminants that are expected to remain after deactivation of these facilities will be radiological contamination from uranium, PCBs in paint, and small amounts of hazardous substances that cannot be accessed for removal. These small quantities are not expected to make the demolition debris waste stream a RCRA-hazardous and/or TSCA-regulated waste.

The decommissioning phase of this project will be accomplished in a manner consistent with ARARs including the demolition of the building and remaining equipment and piping. Sumps and pits will be backfilled with flowable fill or similar material; and slabs will be decontaminated or a fixative will be applied. Wastes generated will be packaged and dispositioned.

To accomplish the project on schedule, the following activities will be performed:

- Planning
- Hazard Analysis
- Hazard Mitigation/Controls

- Characterization
- Demolition
- Waste Disposition
- Demobilization

2.3.1 Planning

The decommissioning of the C-410 Complex will require a highly integrated approach to ensure compliance with all technical, environmental, and safety requirements. Planning for decommissioning of the C-410 Complex will incorporate the ISMS process.

2.3.2 Hazard Analysis

Every task that is originated during the D&D program is subjected to an Activity Hazard Analysis (AHA) to ensure the safety of the operating personnel, the public, and the environment. Task-specific AHAs and work packages are prepared for each activity. These work packages and AHAs are reviewed and approved by the appropriate technical managers, Industrial Hygiene professionals, Health Physics professionals, Environment, Safety, and Health (ES&H) professionals, subject matter experts (SMEs), and work force peers before any work is performed. These procedures have been, and continue to be, modified as new and improved methods of assessment and response are identified and new situations arise during the D&D activities.

Prior to initiating each task, the field team will walk down the area to define and assess the hazards involved in performing the specific activity. The field team may include support from Health Physics professionals, ES&H technicians, technical team members, SMEs, field engineers, and work force personnel.

Structural components will be evaluated to assess hazards related to the demolition process. Prior to initiating the decommissioning process, material and equipment will be inspected to identify physical hazards. Process knowledge relating to the physical condition of the equipment and structure will be obtained from available personnel who worked in the C-410 Complex. The hazard analysis will include identification of each potential hazard related to securing, dismantling, and removing each component. Hazardous energy sources, such as power connections and associated supply sources, will be verified de-energized prior to dismantlement of the facility.

If hazards are identified, they will be assessed and included in the AHAs and work packages for the task. These documents definitively establish the procedures that must be used for each task, the hazards involved, and detailed methods for accomplishment. Each of the parties involved in the walkdown and subsequent assessment will review the work package prior to initiation of the work.

If additional characterization data is required to complete the hazard assessment, support from the field sampling and/or waste management groups will be requested. Task-specific procedures and protocols have been developed and used in previous and ongoing D&D activities for collection, management, and analysis of samples. The results of this characterization will be integrated into the AHA/work package development.

2.3.3 Hazard Mitigation and Controls

DOE has implemented an ISMS that incorporates five core functions and is based on eight guiding principles. The objective of ISMS is to integrate safety and environmental protection into the planning and execution of all work activities. The term safety encompasses nuclear safety, industrial safety, industrial hygiene, occupational health, health physics, and environmental compliance. ISMS requirements flow down to DOE's prime contractor and their subcontractors.

The five core functions of ISMS are as follows:

- (1) Define scope of work
- (2) Analyze hazards
- (3) Develop and implement hazard controls
- (4) Perform work within those controls
- (5) Provide feedback for continuous improvement

Following are the eight guiding principles of ISMS:

- (1) Line management responsibility for safety
- (2) Clear roles and responsibilities
- (3) Competence commensurate with responsibility
- (4) Balanced priorities
- (5) Identification of safety standards and requirements
- (6) Hazard control tailored to work being performed
- (7) Operations authorization
- (8) Worker involvement

During implementation of this removal action, environmental impacts and worker safety will be controlled through various mechanisms, including, but not limited to, work sequencing and work practices (such as wearing proper personnel protective equipment). Fugitive dust emissions will be mitigated by misting surfaces with water prior to dismantlement and applying fixative to surfaces prior to demolition. Use of water will be controlled in an effort to eliminate an additional waste stream.

Cross-contamination will be controlled through a combination of methods, including, but not limited to, fixing agents, physical barriers, and other contamination control measures. Barriers will be installed as the demolition progresses and may include plastic screens, temporary walls, isolation of areas using existing doors, etc. Spraying fixative on the interior surfaces will minimize airborne contamination.

Decontamination is required for large field equipment or equipment components that touch or enter the ground and parts of the equipment that become splattered with potentially contaminated material. Except for instances where field decontamination is appropriate, cleaning and decontamination of all equipment shall occur at a designated area (decontamination pad) on the site.

Disassembly of equipment may be required for areas that are inaccessible (i.e., tracks, pumps, etc.). Decontamination shall be accomplished using brushes or pressure washers with appropriate solvents or tap water and soap, if necessary, to remove particulate matter and surface films. The component shall be rinsed with tap water prior to relocation to an appropriate storage area. All equipment will be surveyed by radiation control personnel prior to free release from the plant.

Air monitoring in the areas around the structures will allow for identification and mitigation of airborne contamination. Asbestos control procedures will be instituted during the removal of the transite siding. These procedures will be implemented in strict compliance with ARARs.

ACMs will be managed in accordance with the ARARs from time of removal until they are disposed of in the C-746-U Landfill or an approved off-site landfill in accordance with applicable regulations.

Erosion control structures will be erected to control surface drainage around the facility to minimize sediments in receiving streams. Storm-water containment structures will be constructed, where necessary, to

prevent off-site migration of potentially contaminated storm water. Figure 3 illustrates the general configuration of the storm-water sewers associated with the C-410 Complex. The storm-water inlets will be protected by the installation of silt fences. Other sediment barriers and/or temporary storm-water control structures such as ditches or retention basins will be installed, as needed, to minimize excessive erosion and resulting sediment entering the receiving stream. These controls are similar to existing structures installed during the ongoing deactivation activities.

Hazardous Energy. Hazardous energy sources such as steam and electrical power, will be identified. Those sources will have been de-energized, air gapped, and marked during the deactivation process. Removal activities that could be affected by these sources will be initiated only after verifying that the energy sources have been isolated. Lock out/tag out procedures will be applied. All hazardous energy sources will be considered active until proven otherwise. Temporary energy source installs to support the decommissioning activities will be managed in the same manner as permanent sources.

Water. The decommissioning activities are not expected to generate significant wastewater discharge volumes. The nature of the materials identified within the C-410 Complex would preclude the use of water to decontaminate the wastes generated. All identified floor drains in the C-410 Complex have been plugged to eliminate the uncontrolled discharge of water from the building. Water used to decontaminate personnel will be containerized, transported, and treated, if necessary, prior to discharge through an existing Kentucky Pollution Discharge Elimination System outfall. Shower water for personnel will be treated in the PGDP Sanitary Wastewater Collection Treatment System. Water used for dust control will be minimized.

Air. The C-410 Complex decommissioning may generate airborne particulates that may be radiologically and/or chemically contaminated. The migration pathways for airborne emissions include vents, broken windows, wall penetrations, open doorways, and fugitive emissions when the structures are demolished. Mitigation measures will include, but are not limited to, water spray, vacuuming, and fixative application techniques for fugitive dust emissions.

Hazardous Materials. Transite siding, containing asbestos, will be removed prior to structural demolition and managed in accordance with ARARs. The systems left in place, following deactivation, may contain small quantities of hazardous substances, but the levels are not expected to result in the building debris being characterized as a RCRA-hazardous or TSCA-regulated waste. Small volumes of hazardous waste, such as paint chips or vacuum dust, may be generated during building demolition. These waste streams will be segregated from the building debris and managed in accordance with ARARs. Most of the resulting waste from building demolition is expected to be low-level radiologically contaminated waste and/or PCB bulk product waste.

Transite Removal. The only ACM expected to remain after the deactivation activities will be the transite siding on the exterior of the buildings. The hazards associated with the removal of transite include the fugitive ACM emissions from possible breakage of the transite panels and the lead in the “lead heads” of the screw fasteners that attach the panels to the buildings.

The panels will be removed by detaching the screws from the building. The lead headed screws will be collected as they are removed and packaged for disposal in appropriately labeled containers. Plastic sheeting placed on the ground beneath the work area will prevent the loss of any lead-based material into the soils.

Transite siding will be placed on two 4 inch x 4 inch x 12 ft-long wood posts and stacked approximately 2-ft high and double wrapped with 6-mil-thick plastic sheeting and one layer of absorbent material prior to removal for disposition. Misting with water will be utilized during the transite removal process to minimize airborne contamination. Care will be taken not to break or crush the transite panels during removal.

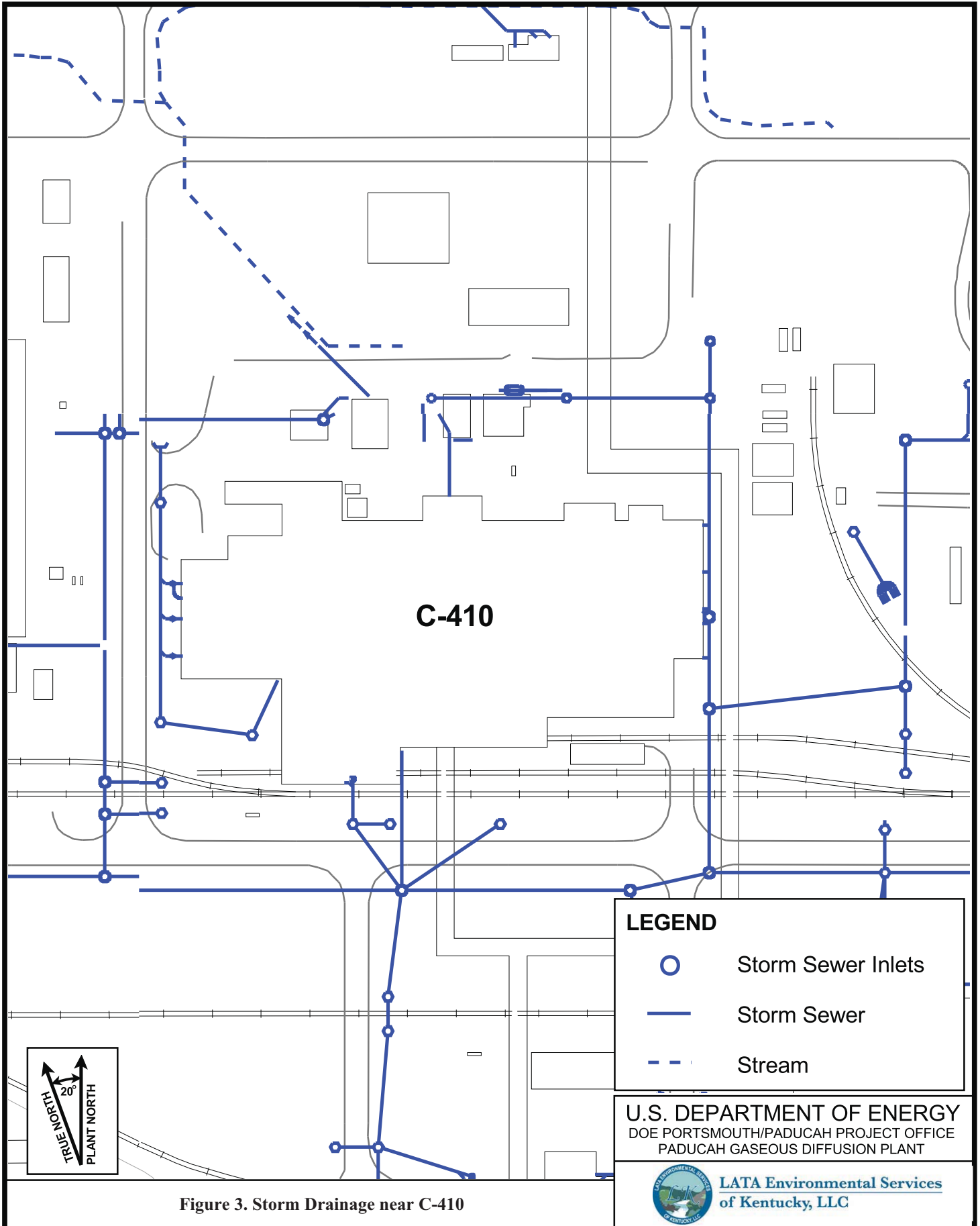


Figure 3. Storm Drainage near C-410

2.3.4 Characterization

Characterization activities will identify materials and augment the information developed during the deactivation activities through process knowledge and historic data research. The need to collect samples will be determined on a case-by-case basis and will be based on the characteristics, hazards, and process knowledge of the facility components to be dismantled. The waste superintendent is trained and experienced in the characterization of waste materials associated with the C-410 D&D activities. The waste superintendent will determine the need to collect samples with input from SMEs who have direct knowledge of the facility and components that are being assessed. The types and numbers of samples will be determined by the waste superintendent prior to initiating the demolition activities.

Characterization is necessary to ensure a safe working environment, as well as to determine the proper disposition of materials from the project. The waste materials that will be generated during the decommissioning process will be sampled and the samples analyzed to determine the potential exposures to the workers and environment, establish the levels of personal protection required, establish disposal requirements, and produce necessary documentation for shipment of the material.

Depending upon the characteristics of the material, it may be treated, as required, and dispositioned in compliance with the ARARs, in addition to the WAC of the designated disposal facility. Characterization will be necessary to segregate the waste material in accordance with the compliance criteria of the disposition facilities. These activities will involve the application of process knowledge and/or sampling and analysis of the waste materials in accordance with Sampling and Analysis Plans (SAPs).

2.3.5 Demolition

During demolition of the C-410 Complex, typical, standard demolition-type construction equipment will be used. Other specific equipment that also may be utilized is included in Table 4. Appendix A of this RAWP Addendum identifies the methodology and approach for the demolition of the C-410 Complex. Key contractor-developed procedures affecting work controls and implementation are listed in Appendix B. Specific task instructions for field use will be developed, reviewed, and approved by SMEs and experienced demolition personnel. These will be developed in accordance with PRS-WCE-0020 R6, *Work Planning*, listed in Appendix B. These specific task instructions direct the hands-on demolition, waste packaging, and other support activities.

The C-410 Complex demolition will not involve removal of the ground-level slabs, sub-slab penetrations, and/or foundations. The slabs that will remain after structural demolition will be visually inspected, surveyed, decontaminated as appropriate, and sealed to minimize the possibility of spreading contamination. It is anticipated that the slab decontamination will include the application of a fixative/stabilizer coating(s) (such as latex paints, gums, or epoxy). Sub-slab penetrations, such as basements, pits, and sumps will be backfilled to prevent accumulation of water and eliminate hazards to on-site personnel.

Figure 4 depicts the slab design/construction of slab floor openings following demolition.

2.3.6 Waste Material Disposition

Most waste generated during this action will be loaded directly into shipping containers in areas immediately adjacent to the C-410 Complex. Staging areas such as the C-759 Scrap Metal Staging Area or the C-760 North-South Diversion Ditch Laydown Gravel Pad will be used for storage of loaded containers prior to loading containers onto conveyances (railcars or trucks) for shipment. Existing waste storage facilities may be

Table 4. Description and Evaluation of Building Dismantlement and Size-Reduction Technologies

Technology	Description	Applicability	Limitations	Comments
Conventional disassembly	Hand-held tools and saws; used for hand removal of nuts and bolts.	May be applied to any area.	Labor intensive and slow; recommended for limited application. Vacuuming with high efficiency particulate air filtration will be used for activities creating large amounts of airborne particulate.	No additional worker training required; rotary saws, grinders, and other high-speed mechanical tools would produce airborne particulates and fines that may need to be collected.
Mobile hydraulic shear	Two-bladed cutter attached to excavator; typically uses hydraulic power from excavator.	Can cut 1/4-inch (0.6-cm) thick steel (large-diameter pipe, structural steel, tanks); up to 1-inch (2.5-cm) thick pipe can be cut with reduced blade life.	Pipe ends are pinched, requiring further processing before decontamination, treatment, or disposal; eliminates airborne contamination associated with thermal cutting processes.	Good for conduit and small piping.
Circular cutters	Self-propelled; cut as they move around a track on outside circumference.	Metal pipes from 1.25 inch (3.175 cm) 20 ft (6 m) diameter; wall thickness up to (6 inch) (15 cm), depending on type of circular cutter used.	4 inch (10-cm) to 21 inch (53 cm) clearance required, depending on type of circular cutter used; requires multiple passes for thickness greater than 0.75 inch (1.9 cm).	There are safety concerns, but these can be managed.
Plasma arc cutting devices	High voltage low current electricity combines with pressurized gas (air or nitrogen) to create a focused stream of high temperature ionized gas, melting away the metal.	Provides high speed cutting and gouging for most metals up to 2 inches (5.8 cm) in thickness. Metal thickness may restrict widespread applicability.	May ignite uranium; alloys uranium with the metal, however, generally does not affect cutting operation. Existing worker protection for uranium is adequate for alloying and subsequent segregation that would take place after using a torch.	Additional worker protection may be required if torch is used to cut metals that have PCB or lead-based coatings.
Oxy-fuel torch	Oxygen and a fuel gas mixed and ignited at the tip of a torch; the metal is heated and burned away.	Very effective in cutting carbon steel; depth of cut up to 4 to 6 inches (10 to 15 cm); cutting speed up to 30 inches/min (76 cm/min); common technique for structural carbon steel member disassembly.	May ignite uranium; alloys uranium with the metal, however, generally does not affect cutting operation. Existing worker protection for uranium is adequate for alloying and subsequent waste segregation that would take place after using a torch.	Gasoline will be the primary fuel source for most applications. Not recommended for aluminum or stainless steel due to formation of refractory oxides; additional worker protection may be required if torch is used to cut metals that have PCB or lead-based coatings.

PCB = polychlorinated biphenyl

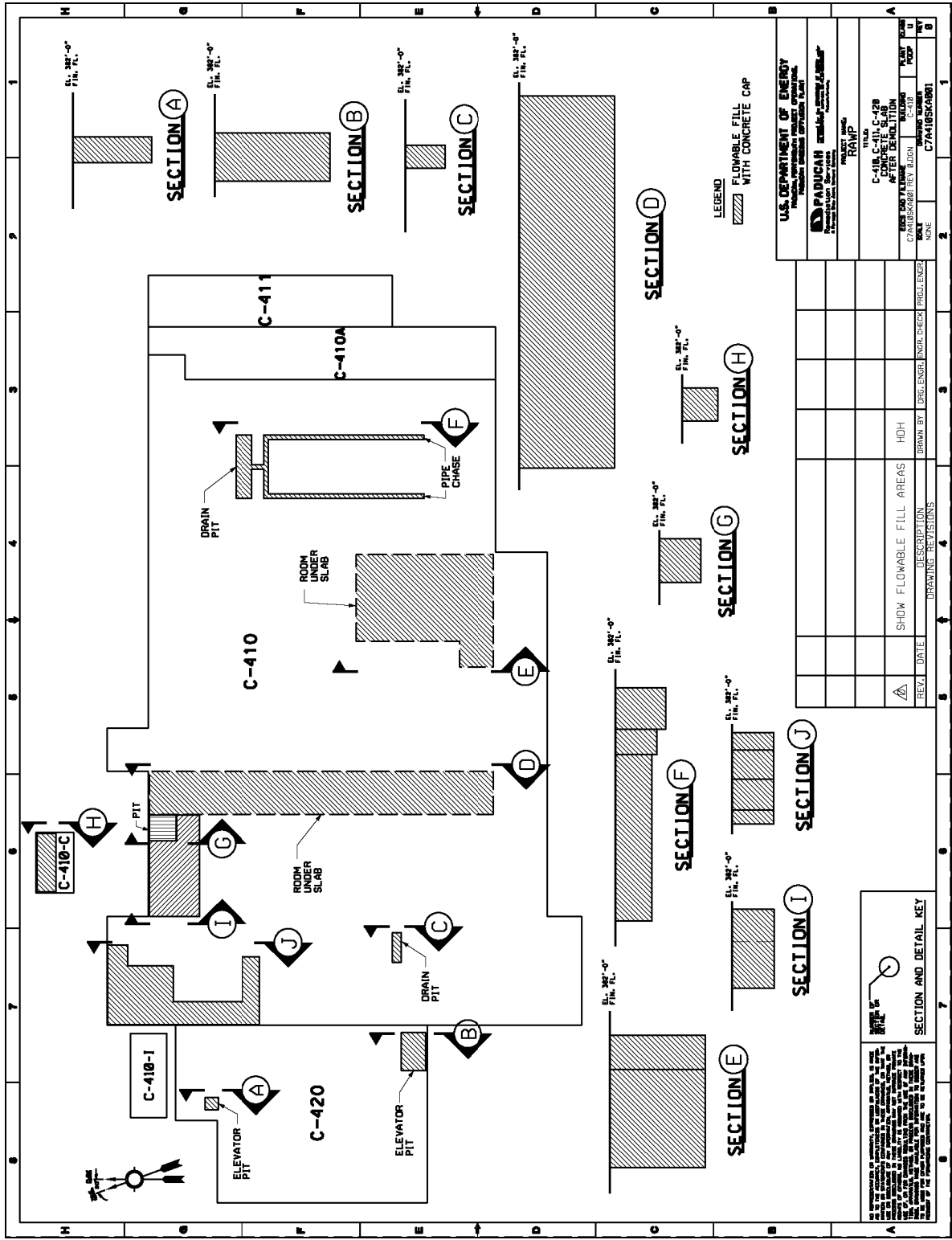


Figure 4. Configuration of the C-410 Complex Slabs after Demolishing the Structures



used for staging and storage of waste (e.g., hazardous or PCB waste) prior to shipment for disposal. Wastewater will be transferred to temporary storage pending characterization and treatment. All waste storage locations will be located inside the DOE controlled area. The waste storage will adhere to the substantive waste storage requirements established in the ARARs.

Waste materials will be sorted and segregated on-site and crushed, dismantled, packaged, and staged for disposal in accordance with ARARs. It is anticipated that waste generated by the decommissioning activities will be segregated, sorted, and size-reduced in close proximity to the C-410 Complex site. Any on-site treatment will be ARAR compliant. Waste material will be shipped in accordance with U.S. Department of Transportation (DOT) requirements. ACM will be managed as a separate waste stream in accordance with the ARARs and disposed of in the C-746-U Landfill or an approved off-site landfill in accordance with applicable regulations.

Demolition of the C-410 Complex will generate different types of waste streams. The primary waste stream will be construction/demolition debris, which is expected to be categorized as low-level radiologically contaminated waste (LLW). This waste likely will be disposed of at an off-site commercial disposal facility or the Nevada Test Site. Sanitary/solid waste will be disposed of in the C-746-U Landfill on-site, in accordance with ARARs.

2.3.6.1 Waste material segregation and treatment

Waste materials will be separated, to the extent practical, into waste streams that conform to the WAC of the proposed disposal facility. The majority of this waste is expected to be LLW; however, small volumes of contaminated material, such as paint chips or vacuum dust, PCB bulk product waste, and residual quantities of ACMs may be generated during building demolition. Where possible, these materials will be segregated from the building debris by vacuuming or other physical means and managed in accordance with ARARs.

Demolition debris will be staged at processing areas in preparation for disposal. Where appropriate, some components will be size reduced to meet transportation or disposal criteria.

Should any of the materials removed from the C-410 Complex require on-site or off-site treatment in order to comply with environmental regulatory requirements prior to disposal. On-site treatment will be performed in accordance with ARARs. Off-site treatment activities will be in accordance with applicable regulations.

2.3.6.2 Waste packaging

The waste generated during D&D will be packaged for transportation and disposal. The volume of waste that requires packaging will utilize methods for component disassembly and selected transportation/disposal options. A variety of containers are available that would be appropriate for the different waste streams generated. Some examples of appropriate transportation packages include Sealand containers, intermodal containers, ST-90 boxes (B-25), steel drums, polyethylene drums, and railcar gondolas. All wastes generated during this project will be packaged in accordance with ARARs.

The waste streams may be described with one of the following DOT proper shipping names:

- Low Specific Activity
- Surface Contaminated Objects
- Hazardous Waste, Solid/Liquid
- PCBs, Solid/Liquid
- Asbestos
- Solid Waste

Wastes not meeting the above classifications will be evaluated on a case-by-case basis for proper classification and packaging.

2.3.6.3 Waste shipping

Wastes generated from this decommissioning activity may be transported by a variety of methods depending upon the characteristics of the waste and the disposal facility. Typically, the wastes designated for off-site disposal will be shipped in one of these:

- Intermodal containers on over-the-road trucks
- Intermodal containers on flatbed railcars
- Gondola railcars
- Semi dump trailers

Materials designated for disposal in the on-site landfill will be transported in roll-off bins, in tandem dump trucks, or similar conveyances.

Processed material destined for off-site shipment will be packaged in accordance with applicable DOT regulations and placed in a temporary staging area pending transportation to the final treatment/disposal site. Transportation of waste material to the on-site landfill will be conducted in accordance with PGDP and DOE procedures.

Samples collected during the course of this project that must be shipped off-site, will be shipped in accordance with DOT regulations if transported by ground. Samples shipped by air are governed by applicable International Air Transport Association/International Civil Aviation Organization and DOT regulations. On-site transportation of samples will be conducted in accordance with PGDP and DOE procedures.

2.3.6.4 Waste disposal

Disposal options that will be considered for the wastes generated during D&D of the C-410 Complex are limited by the presence of radioisotopes at levels that exceed most industrial/sanitary landfills radioisotope limits. Three facilities are being evaluated as primary disposal options for the waste generated from the D&D activities: Nevada Test Site, an off-site commercial disposal facility, and potential on-site disposal of nonhazardous solid waste at PGDP C-746-U Landfill. Disposal at the on-site landfill will be consistent with WAC developed through an authorized limits evaluation and performance evaluation for the landfill. Other facilities may be evaluated on an as-needed basis.

2.3.6.5 Equipment recycle/reuse

The recycle and/or reuse of materials from decommissioning the C-410 Complex will be consistent with DOE policy and federal and state requirements. Currently, DOE has suspended the unrestricted release for recycling of scrap metals from radiation areas within DOE facilities. The reuse of equipment from the C-410 Complex will be designated for locations within DOE- and/or Nuclear Regulatory Commission-approved facilities. Should the new location be an off-site facility, the equipment will be packaged and prepared for transport in accordance with the ARARs.

2.3.7 Demobilization

Project demobilization includes completing assessments and documentation verifying that the activities described in this RAWP Addendum have been performed in a satisfactory manner, dismantlement of all site support equipment and materials, removal of all support equipment, and site restoration. The Removal Action Verification Plan, Appendix C, provides additional details regarding the verification and completion of the removal action objectives.

3. PLANS AND WORK CONTROL DOCUMENTS

The following plans either have been or will be developed to ensure the proper execution of decommissioning the C-410 Complex and to ensure compliance with the AMA and ARARs.

3.1 DEMOLITION PLAN

The Demolition Plan (Appendix A) includes the details for demolishing the six structures that are included in this RAWP Addendum.

3.2 DEMOLITION REMOVAL ACTION VERIFICATION PLANS

The Demolition Removal Action Verification Plan (Appendix C) identifies sampling and/or monitoring necessary to confirm that the ground-level slabs and foundations have been left in a protective state that will prevent the migration of contaminants from the facility slab after the facility structures have been demolished.

3.3 SAMPLING AND ANALYSIS PLANS

The SAP for the C-410 Complex infrastructure removal was submitted with the original RAWP in 2002. This SAP remains in place for the demolition of the building because the governing principles of characterization for waste disposition will remain the same throughout the course of the added scope. The plan enables contaminants of concern to be identified, sampled, and the samples analyzed according to standing programs and processes developed by DOE's contractor. The plan defines the process for establishing sampling requirements for each task and subtask, selection of the proper sampling protocols, and documentation of sampling for use in future activities.

3.4 PROJECT HEALTH AND SAFETY PLAN

A Health and Safety Plan (HASP) outlining the necessary controls and requirements to protect worker safety during the D&D project for the C-410 Complex was included with the original RAWP in 2002 and approved in April 2003. The HASP complies with the requirements of 29 *CFR* § 1910.120 and addresses the safety and health concerns for D&D of the C-410 Complex. The activities included in this RAWP Addendum will be performed under the currently approved C-410 HASP, as updated. During implementation of the removal action, specific work instruction and hazard controls will be developed at the task level for use by the personnel performing the work. The ISMS process will be used in preparation of these work instructions.

3.5 WASTE MANAGEMENT PLAN

The Waste Management Plan documents the processes, procedures, and methods that have been used to ensure safe and compliant execution of waste management work performed during execution of the removal action. The Waste Management Plan was included with the original RAWP in 2002 and will remain in effect throughout the remainder of the project.

3.6 SPECIFIC WORK DOCUMENTS AND PLANS

Additional special condition documents, including, but not limited to, work control documents, activity hazard analyses, and work permits also will be developed, as appropriate.

4. PROJECT SCHEDULE

Table 5 provides key schedule elements and projected implementation dates for the decommissioning of the C-410 Complex. This schedule is based on present budget projections, and continued funding by the American Recovery and Reinvestment Act.

Project schedules for completion of activities set forth herein are estimates provided for informational purposes only and are not considered to be enforceable elements of the removal action or this document. The enforceable milestones for performance of activities included as part of the removal action are set forth in the Site Management Plan (DOE 2009b). Any additional milestones, timetables, or deadlines for activities included as part of the removal action will be identified and established independent of this RAWP Addendum, in accordance with existing FFA protocols.

Table 5. Project Schedule for D&D of the C-410 Complex

Activity	Milestone¹
Issue D1 RAWP Addendum to KY/EPA	February 2010
Complete Demolition	September 2011
Issue D1 Removal Action Completion Report to KY/EPA	December 2011
Complete Waste and/or Recyclable Materials Transportation and Disposal	December 2011

¹ Note that these are general planning dates for submittal of the CERCLA decision documents. Any extensions for reviewing documents, submitting comments, or responding to comments will impact the schedule. This schedule is included in this document for information purposes only and is not intended to establish enforceable schedules or milestones. Enforceable milestones, if any, will be established in the FFA or Site Management Plan and will be updated in accordance with Sections XXIX and/or XXXIX of the FFA.

THIS PAGE INTENTIONALLY LEFT BLANK

5. APPLICABLE OR RELEVANT AND APPROPRIATE REQUIREMENTS

In accordance with 40 *CFR* § 300.415(j), on-site removal actions conducted under CERCLA are required to meet ARARs to the extent practicable considering the urgency of the situation and the scope of the removal. DOE will comply with ARARs and to be considered (TBC) guidance as set forth in the original AM when conducting this removal action. Additional ARARs and TBC guidance were developed for the scope of work included in this RAWP Addendum. Those ARARs were included in the AMA document and are incorporated in this document by reference.

THIS PAGE INTENTIONALLY LEFT BLANK

6. REFERENCES

- DOE (U.S. Department of Energy) and EPA (U.S. Environmental Protection Agency) 1995. *Policy on Decommissioning of Department of Energy Facilities under the Comprehensive Environmental Response, Compensation, and Liability Act (CERCLA)*, Washington, DC, May.
- DOE 2001. *Engineering Evaluation/Cost Analysis for the C-410 Complex Infrastructure Removal at the Paducah Gaseous Diffusion Plant, Paducah, Kentucky*, DOE/OR/07-1952&D2/R1, U.S. Department of Energy, Paducah, KY, December.
- DOE 2002a. *Action Memorandum for the C-410 Infrastructure Removal at the Paducah Gaseous Diffusion Plant, Paducah, Kentucky*, DOE/OR/07-2002&D1/R1, U.S. Department of Energy, Paducah, KY, May.
- DOE 2002b. *Removal Action Work Plan for the C-410 Complex Infrastructure D&D Project at the Paducah Gaseous Diffusion Plant, Paducah, Kentucky*, DOE/OR/07-2012&D1, U.S. Department of Energy, Paducah, KY, October.
- DOE 2009a. *Action Memorandum Addendum for the C-410 Infrastructure Removal at the Paducah Gaseous Diffusion Plant, Paducah, Kentucky*, DOE/LX/07-0273&D2, U.S. Department of Energy, Paducah, KY, November.
- DOE 2009b. *Site Management Plan, Paducah Gaseous Diffusion Plant, Paducah, Kentucky*, Annual Revision-Fiscal Year 2009, DOE/LX/07-0185&D2/R1, U.S. Department of Energy, Paducah, KY, March 26.
- EPA 1998. *Federal Facility Agreement for the Paducah Gaseous Diffusion Plant*, DOE/OR/07-1707, U.S. Environmental Protection Agency, Atlanta, GA, April.

THIS PAGE INTENTIONALLY LEFT BLANK

APPENDIX A

**DEMOLITION PLAN FOR THE
C-410 COMPLEX**

THIS PAGE INTENTIONALLY LEFT BLANK

FIGURES

A.1.	Location of C-410 Complex	A-8
A.2.	Exterior of the C-410 Complex.....	A-9
A.3.	Building Structure and Roof Demolition (Shear and Fugitive Dust Control)	A-14
A.4.	Interior Building Mezzanine and Equipment Removal Prior to Demolishing the Structure	A-15
A.5.	Transite Siding Removal and Packaging	A-15
A.6.	Building Demolition Using “Long Reach” Excavator with Shear Attachment	A-16
A.7.	Excavator and Long Reach Boom with Demo Hammer Attachment	A-16
A.8.	High Bay Roof Truss Removal (Crane Assisted Disassembly).....	A-17
A.9.	High Bay Roof Trusses and Columns Removed	A-17
A.10.	Concrete Demolition (Pulverizer).....	A-18
A.11.	Stack Demolition (Crane Assisted and OSHA Basket)	A-19

TABLES

A.1.	Additions to C-410 with the Construction Type and Dimensions of Each.....	A-9
A.2.	Dimensions of the Sections of the C-420 Green Salt Plant	A-10

THIS PAGE INTENTIONALLY LEFT BLANK

ACRONYMS

ACM	asbestos-containing material
ARAR	applicable or relevant and appropriate requirement
CMU	concrete masonry unit
HF	hydrogen fluoride
NTCRA	Non-Time-Critical Removal Action
PCAAS	Portable Criticality Accident Alarm System
PCB	polychlorinated biphenyl
PGDP	Paducah Gaseous Diffusion Plant
RADCON	radiation control
WGT	waste generator technician

THIS PAGE INTENTIONALLY LEFT BLANK

Facility Description

The C-410 Complex is located in the central part of Paducah Gaseous Diffusion Plant (PGDP) as shown in Figure A.1. Figure A.2 is a photograph of the exterior of the facility. The C-410 Complex consists of three main process buildings and several auxiliary facilities. The buildings and facilities that are included in the Non-Time-Critical Removal Action (NTCRA) are as follows:

C-410	Original Feed Plant with Two East Expansions and One West Expansion
C-410-C	Hydrogen Fluoride (HF) Neutralization Building
C-410-I	Ash Receiver Shelter
C-411	Cell Maintenance Building
C-420	Green Salt Plant

The primary structural system in the C-410 (including expansions), C-411, and C-420 Buildings is made of a steel frame with supporting interior floors made of concrete slabs, steel grating, or steel deck plates. Exterior walls are made of corrugated transite siding, masonry, and concrete with steel sash windows. The roofs are comprised of steel sheathing, insulation, asphalt felt, and gravel ballast.

The building surfaces and remaining infrastructure that will be removed during structural demolition (i.e., floors, walls, residual piping, and equipment) will have been vacuumed and sealed to the extent practicable to contain and minimize airborne releases during the demolition process

Prior to structure demolition, it is anticipated that all accessible interior asbestos-containing materials will have been removed and chemical- and/or radionuclide-containing systems (e.g., process piping) will have been emptied of residual material to the extent practicable. Additionally, certain wastes such as polychlorinated biphenyl (PCB) capacitors, mercury switches, or manometers, etc., will have been removed. The building surfaces and remaining infrastructure that will be removed during structural demolition (i.e., floors, walls, residual piping, and equipment) will have been vacuumed and sealed to the extent practicable to contain and minimize airborne releases during the demolition process.

The contaminants that are expected to remain after deactivation of these facilities will be radiological contamination from uranium, PCBs in paint, and small amounts of hazardous substances that cannot be accessed for removal. These small quantities are not expected to make the demolition debris waste stream a Resource Conservation and Recovery Act-hazardous and/or Toxic Substances Control Act-regulated waste. The decommissioning phase of this project will be accomplished in a manner consistent with applicable or relevant and appropriate requirements (ARARs).

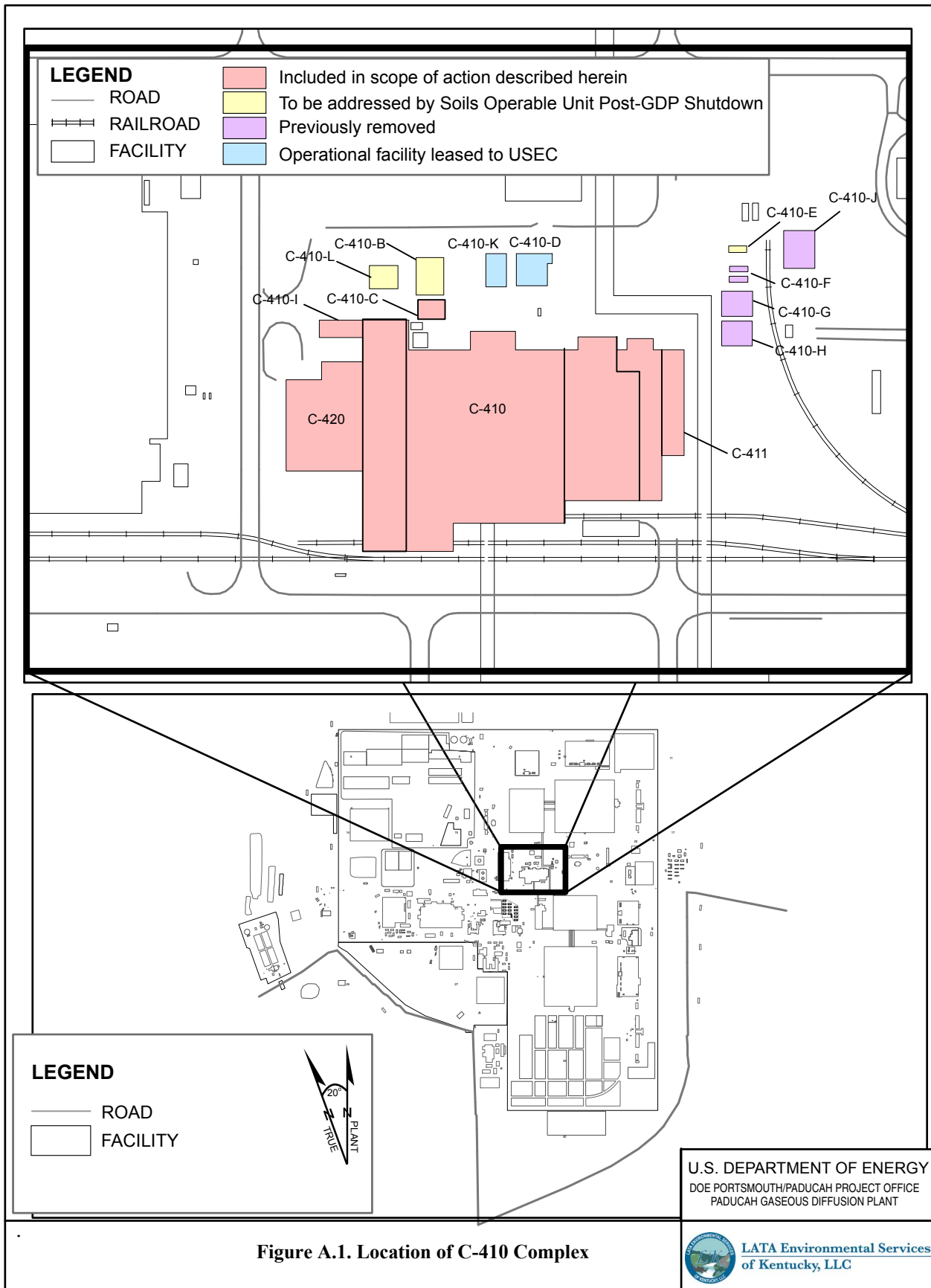


Figure A.1. Location of C-410 Complex



Figure A.2. Exterior of the C-410 Complex

The C-410 Feed Plant is a steel frame, concrete, and concrete masonry unit structure with dimensions of 210-ft wide x 230-ft long x 39-ft high. It has corrugated transite siding and a large, open, high bay area with multiple mezzanine levels, basements, and pits.

C-410 has three additions as shown on Table A.1.

Table A.1. Additions to C-410 with the Construction Type and Dimensions of Each

Addition Name	Construction Description	Width (ft)	Length (ft)	Height (ft)
C-410 1 st East Expansion	Steel framed, concrete masonry unit, high bay building	100	200	16
C-410 2 nd East Expansion	Steel framed, concrete masonry unit, high bay building	29	200	16
C-410 West Expansion	Steel framed, concrete, concrete masonry units, and corrugated transite-sided high bay building	60	308	39

The C-411 Cell Maintenance Building is an addition to the C-410 Building that was constructed for maintenance work on the fluorine (F₂) production process equipment. The exterior walls are concrete block and the roof is flat with built-up gravel surface roofing over an insulated metal deck. The building consists of a single-story bay about 31-ft wide by 202-ft long. The framing is steel with continuous foundations for exterior walls. The contamination remaining after deactivation will be expected to be similar to that described for C-410.

The C-420 Green Salt Plant is a combined single story and six-story building with two elevator penthouses. It has an approximate floor area of 46,800 ft². Dimensions are shown in Table A.2. It is a structural steel

building covered with corrugated transite siding. The building houses hoppers, conveyers, reactor towers, and other support equipment.

Table A.2. Dimensions of the Sections of the C-420 Green Salt Plant

Section of building	Width, ft	Length, ft	Height, ft
Single story	48	24	14
Six story	103	120	73
#1 elevator penthouse	12	24	10
#2 elevator penthouse	24	24	10

In addition to the C-410, C-411, and C-420 Buildings, the following external structures are included in this NTCRA.

C-410-C—HF Neutralization Building is a steel framed building with corrugated transite siding with a footprint of approximately 1,088 ft². The neutralization building contained the system required to neutralize low pH water from cleaning F₂ production process equipment. C-410-C contains a slurry tank used for mixing the lime or soda ash and water prior to discharging it to the neutralization process. In addition to the neutralization chemicals, the building is expected to contain residual quantities of HF by-products.

C-410-I—Ash Receiver Shelter is a 2,000 ft² steel frame building sided with corrugated transite used to store ash from the uranium tetrafluoride/fluorination process. The shelter is expected to contain residual quantities of uranium compounds.

The C-410 Complex also includes or included the following facilities that are not part of the NTCRA. Their status is noted below.

- C-410-B HF Neutralization Lagoon
- C-410-E Emergency HF Holding Pond

These structures will be addressed by the Environmental Restoration Program, Soils Operable Unit

- C-410-F HF Storage Building (North)
- C-410-G HF Storage Building (Center)
- C-410-H HF Storage Building (South)
- C-410-J HF Storage Building (East)

These structures were previously removed.

- C-410-D Fluorine Storage Building
- C-410-K Fluorine Loading Station Building

These are operating facilities leased to United States Enrichment Corporation.

Auxiliary Systems

The C-410 Complex included a number of auxiliary systems. The following auxiliary systems will be removed from service (Lock out/Tag out) and air gapped during deactivation.

- **Water.** The C-611 Water Plant and PGDP water system supplied potable water and cooling water.

- **Electricity.** Two 2,000-kVA, 13.8-kV transformers powering a 400-A, 4-kV direct current bus provided electrical power. Two double-ended substations provided power at 13.8-kV primary and 480-V secondary voltages. Each of the four transformers was rated at 1,500/2,000 kVA.
- **Heat.** Steam heated air units heated the entire Complex. Roof-mounted exhaust fans vented the building. Outside air entered through wall-mounted intake louvers with automatic dampers. Heat was supplied by steam tracing, steam-heated air, as well as electrical resistance heated process piping.
- **Exhaust Air.** Air exhausted from the F₂ cell rooms and HF vaporizer room was discharged through stacks north of the fluorine plant.
- **Cooling.** A chilled water unit cooled the feed plant control room, change house, lunchroom, and laboratory. Individual window-mounted air conditioners cooled office areas on the west side of C-420.
- **Lighting.** Explosion-proof incandescent fixtures provided lighting in hazardous areas, with vapor-tight incandescent lighting used in other process areas. Fluorescent lighting lit office areas.
- **Refrigeration.** Refrigeration systems condensed UF₆ product, HF, and F₂ in off-gases from the reaction systems. Cold traps cooled by Freon™-12 removed HF and F₂ from off-gases. A two-stage ammonia refrigeration system provided cooling to the Freon™-12 system. The ammonia system also cooled the glycol used in the cold traps to condense UF₆.

Pre-Demolition Conditions

The following activities will be completed prior to initiating the physical demolition of the C-410 structures.

- (1) All utilities isolated and air gapped.
- (2) C-420 south steam and condensate overhead pipe chase isolated and air gapped or removed.
- (3) C-310-410 overhead tie line isolated and air gapped or removed.
- (4) Portable Criticality Accident Alarm System (PCAAS) relocated away from the east side of C-411 and alternate method of worker notification approved and available for use.
- (5) Ventilation fans, electrical conduit, piping, and platforms removed from C-410 Building to the vent stack towers and from the north pipe chase.
- (6) Shed roof structure removed on the north side of C-410 original feed plant.
- (7) Bag house, ventilation fans, and structure housing removed.
- (8) Air compressor, air compressor electrical power, “breathing air station,” and structures removed.
- (9) Neutralization lagoon support structure C-410-C removed.
- (10) Quonset hut building C-410-L remains.

- (11) C-410 railroad tracks inspected and refurbished as required to support demolition activities.
- (12) Construction fence delineating the exclusion zone is installed.
- (13) Silt fence and geo-textile filter fabric/hay bales/erosion control measures installed to support demolition activities.
- (14) Temporary utilities installed to support demolition activities.
- (15) Overhead C-331/335 tie line located on east side of the C-410 Complex remains in service to support plant operations during and after the C-410 Complex demolition activities.
- (16) The underground utilities and communications equipment in the vicinity of C-410 will remain active to support plant operations during the C-410 Complex demolition activities.
- (17) All process systems and electrical equipment removed from buildings prior to demolition.
- (18) All basements, pits, trenches, and sumps in zones scheduled for immediate demolition will be vacuumed. Structures that contain free liquids will be pumped to remove any free liquids. All sludge, debris, or foreign material will be removed, analyzed, and appropriately packaged for disposal.
- (19) The slab surface will be decontaminated by washing, scabbling, or other physical means to reduce the removable contamination levels on the slab surface.
- (20) The dust from the cleaning activities will be analyzed and appropriately packaged for disposal.
- (21) Wastewater, including free liquids from the pits, will be characterized, treated, if necessary, and dispositioned.
- (22) All surfaces will be sprayed with fixative to ensure the containment of transferrable materials.
- (23) All transite panels, windows, and door assemblies will be disposed of in the C-746-U Solid Waste Contained Landfill.
- (24) Barriers will be installed to minimize cross-contamination.
- (25) Ample supply of covered railcars is available for waste shipments.

Main Tasks

A. Develop the following work packages as a minimum:

- (1) Gross Decontamination and Fixative application
- (2) Flowable Backfill
- (3) Building C-411 and C-410 2nd East expansion demolition
- (4) Building C-410 1st East expansion demolition
- (5) Building C-410 Feed Plant demolition
- (6) C-410-C demolition
- (7) C-410 West Expansion (including C-410-I) demolition
- (8) Building C-420 demolition
- (9) Vent Stacks and Towers demolition

- B. Obtain approvals from internal support groups such as the following:
- (1) Engineering
 - (2) Radiological control (RADCON)/as low as reasonably achievable
 - (3) Safety
 - (4) Environmental Compliance
 - (5) Quality Assurance
- C. Construct work zone fence.
- D. Construct silt fence, install water retention barriers as required.
- E. Ensure all unnecessary utilities (permanent and/or temporary) are “locked out/tagged out” and/or air gapped prior to commencing work.
- Remove/relocate new transformer prior to building C-420 demolition.
- F. Perform gross decontamination—Vacuum all surfaces inside building. Use hydraulic man lifts and scissors lifts to reach elevated surfaces.
- G. Perform asbestos abatement verification surveys following the asbestos-containing material (ACM) abatement activity.
- H. Apply fixative to all decontaminated interior surfaces as directed by RADCON.
- I. Package and load equipment, work platforms, mezzanines, pit, and basement covers.
- J. Remove debris from basements and pits.
- K. Vacuum basements and pits.
- L. Flowable fill material will be placed in basements and pits to create safe work areas for personnel and equipment as directed.
- M. Demolish buildings to slab.
- N. Radcon surveys will be performed on remaining slab in accordance with Appendix C.
- O. Oil stained areas or areas of known PCB spills will be sampled in accordance with Appendix C.
- P. Fixative paint will be applied to the slab.

BUILDING DEMOLITION

The Demolition Plan defines the detailed activities required to remove the structures of the C-410 Complex to slab and to decontaminate/stabilize the slabs, sumps and other subgrade structural features for subsequent actions under the post-gaseous diffusion plant Soils and Slabs Operable Unit activities.

Figures A.3 through A.11 are photographs of demolition activities that have been conducted on structures

similar to the C-410 Complex. These photos are for illustration only and do not necessarily depict activities within PGDP.

The suggested demolition sequence for the C-410 Complex is from east to west. The following is the detailed order in which the buildings will be demolished.



Figure A.3. Building Structure and Roof Demolition (Shear and Fugitive Dust Control)



Figure A.4. Interior Building Mezzanine and Equipment Removal Prior to Demolishing the Structure



Figure A.5. Transite Siding Removal and Packaging



Figure A.6. Building Demolition Using “Long Reach” Excavator with Shear Attachment



Figure A.7. Excavator and Long Reach Boom with Demo Hammer Attachment



Figure A.8. High Bay Roof Truss Removal (Crane Assisted Disassembly)



Figure A.9. High Bay Roof Trusses and Columns Removed



Figure A.10. Concrete Demolition (Pulverizer)



Figure A.11. Stack Demolition (Crane Assisted and OSHA Basket)

C-411 (Cell Maintenance Building) and C-410 (2nd East Expansion)

- (1) Perform gross decontamination.
- (2) Spray all surfaces with fixative following deactivation.
- (3) Remove remaining equipment.
- (4) Sever roof and roof sheathing.
- (5) Demolish structure and roof simultaneously.
- (6) Demolish north, south, and east concrete masonry unit (CMU) walls from the building exterior.
- (7) Sort, size, and package debris, as directed by WGTs.

C-410 (1st East Expansion)

- (1) Perform gross decontamination.
- (2) Spray all surfaces with fixative following deactivation.
- (3) Remove remaining equipment/mezzanines/platforms.
- (4) Clean pits/basements.
- (5) RADCON/environmental survey and release pits/basements for backfill.
- (6) Backfill pits/basements.
- (7) Remove windows and transite corrugated siding. Concrete wall remains in place at this time.
- (8) Sever roof and roof sheathing.
- (9) Demolish structure and roof simultaneously.
- (10) Sort, size, and package debris, as directed by WGTs.

C-410 Feed Plant

- (1) Perform gross decontamination.
- (2) Spray all surfaces with fixative following deactivation
- (3) Remove remaining equipment/mezzanines/platforms.
- (4) Clean pits/basements.
- (5) RADCON/environmental survey and release pits/basements for backfill.
- (6) Backfill pits/basements.
- (7) Remove windows and transite corrugated siding. Concrete wall remains in place at this time.
- (8) Air gap/sever roof and roof sheathing.
- (9) Demolish structure and roof simultaneously.
- (10) Sort, size, and package debris, as directed by WGTs.

C-410 West expansion (includes C-410-I)

- (1) Perform gross decontamination.
- (2) Spray all surfaces with fixative following deactivation
- (3) Remove remaining equipment/mezzanines/platforms.
- (4) Clean pits/basements.
- (5) RADCON/environmental survey and release pits/basements for backfill.
- (6) Backfill pits/basements.
- (7) Remove windows and transite corrugated siding. Concrete wall remains in place at this time.
- (8) Sever roof and roof sheathing.
- (9) Demolish structure and roof simultaneously.
- (10) Sort, size, and package debris, as directed by WGTs.

C-410-C

- (1) Perform gross decontamination.
- (2) Spray all surfaces with fixative following deactivation.
- (3) Remove remaining equipment/mezzanines/platforms.
- (4) Clean pits/basements.
- (5) RADCON/environmental survey and release pits/basements for backfill.
- (6) Backfill pits/basements.
- (7) Remove windows and transite corrugated siding. Concrete wall remains in place at this time.
- (8) Sever roof and roof sheathing.
- (9) Demolish structure and roof simultaneously.
- (10) Sort, size, and package debris, as directed by WGTs.

C-420 (Green Salt Plant)

- (1) Remove electrical transformer located at the southwest corner of building C-420.
- (2) Perform gross decontamination.
- (3) Spray all surfaces with fixative following deactivation.
- (4) Remove remaining equipment/mezzanines/platforms.
- (5) Clean pits.
- (6) RADCON/environmental survey and release pits for backfill.
- (7) Backfill pits.
- (8) Remove windows and transite corrugated siding. CMU wall remains in place at this time.
- (9) Demolish C-420.
- (10) Sort, size, and package debris, as directed by WGTs.

Finish Work

- (1) Demolish all remaining exterior walls.
- (2) Cut all anchor bolts and steel flush with concrete surface.
- (3) Demolish vent stacks and towers.
- (4) Sort, size, and package debris as directed by WGTs.
- (5) Repair flowable fill surface and apply final fixative coating to surface.
- (6) Install personnel safety fencing.
- (7) Post warning signs.
- (8) Decontaminate rental equipment.
- (9) Repair or remove access roads.
- (10) Grade and seed, as needed.

THIS PAGE INTENTIONALLY LEFT BLANK

APPENDIX B
LIST OF PROCEDURES

THIS PAGE INTENTIONALLY LEFT BLANK

List of Procedures

This appendix includes a nonexhaustive list of DOE contractor procedures that is provided as an example of the types of procedures that may be used in the decommissioning process. This list of procedures was developed based on experience with other D&D activities at Paducah by including procedures used in performing those activities. Additionally, activities that will be performed during the C-410 D&D were evaluated, and existing procedures that address performance of those activities were included in the list. Other PGDP procedures may be used, or new procedures or work documents may be generated if needed. Development of these procedures included input from various DOE contractor functional groups (e.g., Safety and Health, Engineering, Quality Assurance, Project Management, Facility Management, Radiological Control, Work Controls, Training, Environmental Compliance, Waste Certification Officials, Transportation, Compliance, Nuclear Safety, Waste Disposition, and members of the craft). These procedures may be revised or deleted without update to this appendix and are identified for information. They are not being provided for regulator review and approval.

- PRS-ENM-0015 R0, *Asbestos Waste Sampling*
- PRS-ENM-0017 R0AC1, *Paint Chip Sampling*
- PRS-ENM-0018 R0FC1, *Sampling Containerized Waste*
- PRS-ENM-2002 R0, *Sampling of Structural Elements and Miscellaneous Surfaces*
- PRS-ESH-1008 R0, *Facility Hazard Assessment*
- PRS-ESH-2010 R1, *Hazard Assessment*
- PRS-ESH-2020 R0FC1, *Hot Work*
- PRS-ESH-5138 R0, *Confined Space Program*
- PRS-ESH-5201 R0, *Asbestos and Other Fibrous Materials*
- PRS-FCD-1010 R0, *Equipment Decontamination and Fixative Application*
- PRS-FCD-2701 R0FC1, *Large Equipment Decontamination*
- PRS-RAD-0301 R0, *Radiological Characterization Data*
- PRS-RAD-0501 R0, *Posting and Labeling Policy for the Paducah Environmental Remediation Project*
- PRS-RAD-1101 R1, *Radiation Exposure Limits*
- PRS-RAD-1107 R1, *Workplace Air Monitoring for Radioactivity*
- PRS-RAD-1109 R1, *Radioactive Contamination Control and Monitoring*
- PRS-RAD-1110 R1, *Radiation Surveys*

- PRS-RAD-1112 R0, *Air Sample Collection, Analysis, and Documentation*
- PRS-RAD-1113 R0, *Handling of Samples Potentially Contaminated with Hazardous Material*
- PRS-RAD-1118 R1, *Use and Maintenance of Non-Fissile HEPA Filter-Equipped Vacuum Cleaners*
- PRS-RAD-1119 R1, *Operation and Maintenance of Negative Air Machines*
- PRS-WCE-0012 R2, *Hoisting and Rigging Operations*
- PRS-WCE-0020 R6, *Work Planning*
- PRS-WCE-0021 R4, *ACI Work Execution*
- PRS-WSD-0019 R2, *On-Site Transfer and Movement of Waste Containers and Other Support Equipment*
- PRS-WSD-0022 R3, *Waste Water Accumulation, Storage Treatment, and Disposal*
- PRS-WSD-0437 R5, *Waste Characterization and Profiling*
- PRS-WSD-3015 R6, *Waste Packaging*
- PRS-WSD-3028 R5, *Off-Site Shipping*
- PRS-WSD-9503 R0AC1, *Off-Site Sample Shipping*

APPENDIX C

**C-410 COMPLEX DEMOLITION
REMOVAL ACTION VERIFICATION PLAN**

THIS PAGE INTENTIONALLY LEFT BLANK

C-410 Complex Demolition Removal Action Verification Plan

This Demolition Removal Action Verification Plan identifies sampling and/or monitoring that may be necessary to confirm that the ground level slabs of the C-410 Complex have been placed in a protective state that will prevent migration of contaminants from the slab after the buildings have been demolished. This will ensure that the removal action objectives have been met for this removal action. Those objectives are as follows:

- Reduce the potential exposure to on-site personnel from hazardous substances due to the structural deterioration of these facilities; and
- Reduce risk of releases to the environment and exposure to future industrial workers that may result from uncontrolled releases of hazardous substances, including radiological contamination, from these facilities.

The criteria for determining success of the removal action include the following:

- Removal of the physical structures to the slabs; and
- Management of the slab as described below.

During structural demolition, specifically transite removal, the surfaces around the perimeter of the C-340 Complex will be protected through the use of physical barriers such as plastic sheeting from cross-contamination by lead headed bolts that fasten transite to the structure, paint chips, and other debris.

The slabs that remain after structural demolition will be inspected, visually surveyed, decontaminated, as appropriate, and sealed to minimize the possibility of spreading contamination. Loose and scaling paint will be removed from the foundation and other hard surfaces to the extent practicable using available equipment and techniques. Successful removal of paint chips will be verified by visual inspection of the slab and soils immediately adjacent to the slab.

Fixatives may be applied to prevent scaling paint and fugitive dust, which may contain contaminated materials, from being released to the environment. Loose material such as paint chips will be segregated from the primary waste streams to the extent possible by vacuuming or other physical means.

Any PCB spills that cannot be cleaned to levels prescribed by the applicable or relevant and appropriate requirements will be sealed and/or covered and left for subsequent action under the Soils and Slabs Operable Unit. Small areas of PCB-contaminated concrete may be scabbled if the U.S. Department of Energy determines that is the most efficient way to address them.

Radionuclides

Radionuclides may be present on the slab due to the operations that took place when the facility was active. Following demolition, the slab will be surveyed to determine fixed and removable levels of radiological contamination. Swipe samples will be collected and analyzed in a fixed-base laboratory. If the survey indicates that only fixed contamination is present, the slab will be posted according to the requirements of 10 *CFR* § 835. Conversely, if the survey indicates that removable radiological contamination exists at levels exceeding those in Table C.1, the slab surface will be decontaminated by physical means such as vacuuming or washing. Based on the results of a subsequent survey, the slab will be posted according to the requirements of 10 *CFR* § 835, Appendix D. Regardless of radiological survey results, a fixative will be applied.

Table C.1. Removable Surface Contamination Limits

Radionuclide	Removable dpm (disintegrations per minute)
Alpha emitters	200
Beta-gamma emitters (nuclides with decay modes other than alpha emission or spontaneous fission)	1,000

Table C.2 lists the analytical parameters and test methods for radiological samples.

Table C.2. Radiological Sampling Parameters and Test Methods

Analytical Parameter	Test Method
Total U, U-234, U-238, Th-228, Th-230, Th-232, Pu-238, Pu-239, Pu-240, Np-237, Am-241, Mass of U-235, Activity of U-235, Weight Percent of U-235 Cs-134, Cs-137, Co-60, Th-234, K-40 Tc-99, Sr-90	Alpha Spectroscopy/Inductively Coupled Plasma Mass Spectrometry Gamma Spectroscopy Liquid Scintillation

Polychlorinated biphenyls

PCBs may be present at the slab of the demolished building either as paint chips that flaked off of equipment and/or structural elements or as PCB-contaminated concrete from spills onto the slab from overhead piping and equipment. Loose paint chips will be collected and characterized for PCBs as well as other contamination. Successful removal of paint chips will be verified by visual inspection of the slab and soils immediately adjacent to the slab.

Concrete that is suspected of being PCB-contaminated will be sampled with hexane wipes to determine the initial PCB concentration, decontaminated according to applicable or relevant and appropriate requirements, and then posted, if necessary, in accordance with applicable or relevant and appropriate requirements. This determination will be based on process knowledge and/or visual inspection and evidence of staining.

Table C.3 lists the U.S. Environmental Protection Agency test methods for PCBs that may be used during the decommissioning activities.

Table C.3. PCB Analytical Test Methods

Analytical Parameter	Test Method
PCBs in paint	EPA SW-846-8082
PCB hexane wipe analysis	EPA SW-846-8082

PCB = polychlorinated biphenyls

Asbestos-containing materials

Asbestos may be present on the concrete slab from removal of the transite siding. Prior to structural demolition, the slab will be vacuumed using a vacuum with a high-efficiency particulate air filter to ensure that no loose asbestos fibers remain on the slab and are not dispersed during removal. The resulting waste will be sampled and characterized for appropriate disposal according to applicable or relevant and appropriate requirements.

Table C.4 lists the analytical test methods for asbestos samples that may be obtained during the decommissioning activities.

Table C.4. Asbestos Test Method

Analytical Parameter	Test Method
Asbestos	NIOSH-9002

Residual metals contamination

Residual metals contamination may remain on the slab as contaminants in dust from demolition. The slab will be vacuumed, and the resulting waste will be characterized for metals contamination to determine its regulatory status and appropriate disposition.

Table C.5 lists the analytical parameters and U.S. Environmental Protection Agency test methods for samples requiring metal analysis that may be obtained during the decommissioning activities.

Table C.5. Metals Analytical Test Methods

Analytical Parameter	Test Method
TCLP Metals (except Mercury) plus Zn	EPA SW-846-6010
TCLP Metals—Mercury	EPA SW-846-7470
Total Metals (RCRA 8 plus Zn, Tl)	EPA SW-846-6020 EPA SW-846-6010
Total Metals—Mercury	EPA SW-846-7470/7471

RCRA = Resource Conservation and Recovery Act

TCLP = toxicity characteristic leaching procedure

Total metals include arsenic, barium, cadmium, chromium, lead, selenium, silver, beryllium, antimony, nickel, and zinc.

THIS PAGE INTENTIONALLY LEFT BLANK

This document is intended to aid operators and procedure/document users by identifying the appropriate document references for use at completion of LATA Kentucky's "Blue-sheet Recovery" Process on September 24, 2010. This crosswalk document should be used as guidance to update references in PRS deliverable, work control, and other documents that incorporate performance documents by reference.				
LATA Kentucky Performance Doc#	LATA Kentucky Document Title	Blue Sheet Performance Doc #	PRS Performance Doc #	PRS Document Title
Document Numbers of Current LATA Kentucky Performance Documents Effective 9/24/2010	LATA Kentucky Performance Document Titles	The Document Number for the LATA Blue-Sheet Document Used From Transition until Replaced by a LATA Kentucky Performance Document	PRS Document Number that may be referenced in some documents.	PRS Document Titles that may be referenced in some documents.
PAD-BM-0002	Supplier's Samples	PAD-BFM-0002	PRS-BFM-0002	Supplier's Samples
PAD-BM-0003	Justification for Noncompetitive Procurement	PAD-BFM-0003	PRS-BFM-0003	Justification for Noncompetitive Procurement
PAD-BM-0004	Payment Terms/Invoice Approval	PAD-BFM-0004	PRS-BFM-0004	Payment Terms/Invoice Approval
PAD-CP-0001	Procurement Self-Assessment	PAD-BFM-0001	PRS-BFM-0001	Procurement Self-Assessment
PAD-CP-0005	Prequalified Offerors/Prospective Source Lists	PAD-BFM-0005	PRS-BFM-0005	Prequalified Offerors/Prospective Source Lists
PAD-CP-0007	Appointment of Formation Teams	PAD-BFM-0007	PRS-BFM-0007	Appointment of Formation Teams
PAD-CP-0008	Receipt and Evaluation of Proposals	PAD-BFM-0008	PRS-BFM-0008	Receipt and Evaluation of Proposals
PAD-CP-0009	Formation, Processing, and Control of RFPs	PAD-BFM-0009	PRS-BFM-0009	Formation, Processing, and Control of RFPs
PAD-CP-0010	Requirements for Subcontract Closeout	PAD-BFM-0010	PRS-BFM-0010	Requirements for Subcontract Closeout
PAD-CP-0011	Obtaining Services from Other DOE Contractors	PAD-BFM-0011	PRS-BFM-0011	Obtaining Services from Other DOE Contractors
PAD-CP-0012	Project Manager Requirements for Subcontract Execution	PAD-BFM-0012	PRS-BFM-0012	Project Manager Requirements for Subcontract Execution
PAD-CP-0014	Procurement Threshold Levels	PAD-BFM-0014	PRS-BFM-0014	Procurement Threshold Levels
PAD-CP-0015	Procurement Files	PAD-BFM-0015	PRS-BFM-0015	Procurement Files
PAD-CP-0016	Commercial Rental/Lease Agreements/Lease vs. Purchase	PAD-BFM-0016	PRS-BFM-0016	Commercial Rental/Lease Agreements/Lease vs. Purchase
PAD-CP-0017	Bonds	PAD-BFM-0017	PRS-BFM-0017	Bonds

This document is intended to aid operators and procedure/document users by identifying the appropriate document references for use at completion of LATA Kentucky's "Blue-sheet Recovery" Process on September 24, 2010. This crosswalk document should be used as guidance to update references in PRS deliverable, work control, and other documents that incorporate performance documents by reference.

LATA Kentucky Performance Doc#	LATA Kentucky Document Title	Blue Sheet Performance Doc #	PRS Performance Doc #	PRS Document Title
Document Numbers of Current LATA Kentucky Performance Documents Effective 9/24/2010	LATA Kentucky Performance Document Titles	The Document Number for the LATA Blue-Sheet Document Used From Transition until Replaced by a LATA Kentucky Performance Document	PRS Document Number that may be referenced in some documents.	PRS Document Titles that may be referenced in some documents.
PAD-CP-0019	Documentation for Awards	PAD-BFM-0019	PRS-BFM-0019	Documentation for Awards
PAD-CP-0020	Notification and Debriefing Unsuccessful Offerors	PAD-BFM-0020	PRS-BFM-0020	Notification and Debriefing Unsuccessful Offerors
PAD-CP-0021	Construction Subcontracts/Davis-Bacon Act	PAD-BFM-0021	PRS-BFM-0021	Construction Subcontracts/Davis-Bacon Act
PAD-CP-0022	Services/Service Contract Act	PAD-BFM-0022	PRS-BFM-0022	Services/Service Contract Act
PAD-CP-0023	Consultant/Personal Services Subcontracts	PAD-BFM-0023	PRS-BFM-0023	Consultant/Personal Services Subcontracts
PAD-CP-0025	Pre-Proposal Meeting	PAD-BFM-0025	PRS-BFM-0025	Pre-Proposal Meeting
PAD-CP-0026	Amendments to Solicitations	PAD-BFM-0026	PRS-BFM-0026	Amendments to Solicitations
PAD-CP-0027	Determination of Competitive Range/Discussions	PAD-BFM-0027	PRS-BFM-0027	Determination of Competitive Range/Discussions
PAD-CP-0028	Cost/Price Analysis and Certified Cost or Pricing Data	PAD-BFM-0028	PRS-BFM-0028	Cost/Price Analysis and Certified Cost or Pricing Data
PAD-CP-0029	Negotiations	PAD-BFM-0029	PRS-BFM-0029	Negotiations
PAD-CP-0030	Source Selection Methods	PAD-BFM-0030	PRS-BFM-0030	Source Selection Methods
PAD-CP-0031	Types of Subcontract/Purchase Orders	PAD-BFM-0031	PRS-BFM-0031	Types of Subcontract/Purchase Orders
PAD-CP-0032	Notification of Work Suspension	PAD-BFM-0032	PRS-BFM-0032	Notification of Work Suspension
PAD-CP-0033	Modification Process	PAD-BFM-0033	PRS-BFM-0033	Modification Process
PAD-CP-0034	Exercising Options	PAD-BFM-0034	PRS-BFM-0034	Exercising Options
PAD-CP-0035	Terminations	PAD-BFM-0035	PRS-BFM-0035	Terminations
PAD-CP-0036	Novation/Change of Name Agreements	PAD-BFM-0036	PRS-BFM-0036	Novation/Change of Name Agreements
PAD-CP-0037	Subcontracting Plans	PAD-BFM-0037	PRS-BFM-0037	Subcontracting Plans
PAD-CP-0038	Vendor Challenges	PAD-BFM-0038	PRS-BFM-0038	Vendor Challenges
PAD-CP-0056	Prime Contract Requirements and Subcontract Terms and Conditions	PAD-BFM-0056	PRS-BFM-0056	Prime Contract Requirements and Subcontract Terms and Conditions
PAD-CP-0057	Distribution of Procurement Documents	PAD-BFM-0057	PRS-BFM-0057	Distribution of Procurement Documents
PAD-CP-0058	Contractor Furnished Property	PAD-BFM-0058	PRS-BFM-0058	Contractor Furnished Property
PAD-CP-0059	Legal Counsel Involvement in the Procurement Process	PAD-BFM-0059	PRS-BFM-0059	Legal Counsel Involvement in the Procurement Process
PAD-CP-0060	Competitive Procurement Criteria	PAD-BFM-0060	PRS-BFM-0060	Competitive Procurement Criteria
PAD-CP-0064	Disputes and Claims	PAD-BFM-0064	PRS-BFM-0064	Disputes and Claims
PAD-CP-0065	DOE Advance Notice and Consent Requirements	PAD-BFM-0065	PRS-BFM-0065	DOE Advance Notice and Consent Requirements
PAD-CP-0066	Approvals for EEO, OCI, and FOCl	PAD-BFM-0066	PRS-BFM-0066	Approvals for EEO, OCI, and FOCl
PAD-CP-0074	Unauthorized Commitments	PAD-BFM-0074	PRS-BFM-0074	Unauthorized Commitments

This document is intended to aid operators and procedure/document users by identifying the appropriate document references for use at completion of LATA Kentucky's "Blue-sheet Recovery" Process on September 24, 2010. This crosswalk document should be used as guidance to update references in PRS deliverable, work control, and other documents that incorporate performance documents by reference.				
LATA Kentucky Performance Doc#	LATA Kentucky Document Title	Blue Sheet Performance Doc #	PRS Performance Doc #	PRS Document Title
Document Numbers of Current LATA Kentucky Performance Documents Effective 9/24/2010	LATA Kentucky Performance Document Titles	The Document Number for the LATA Blue-Sheet Document Used From Transition until Replaced by a LATA Kentucky Performance Document	PRS Document Number that may be referenced in some documents.	PRS Document Titles that may be referenced in some documents.
PAD-CP-0075	Acquisition Process	PAD-BFM-0075	PRS-BFM-0075	Acquisition Process
PAD-CP-0076	Management Review of Requests for Proposals/Subcontracts	PAD-BFM-0076	PRS-BFM-0076	Management Review of Requests for Proposals/Subcontracts
PAD-CP-0080	Management of Subcontractor Submittal and Deliverable Documents	PAD-BFM-0080	PRS-BFM-0080 (previously PRS-WCE-0036)	Management of Subcontractor Submittal and Deliverable Documents
PAD-CP-0084	Warehouse Operations	PAD-BFM-0084	PRS-BFM-0084	Warehouse Operations
PAD-CP-1006	Work Release Process	PAD-BFM-1006	PRS-BFM-1006	Work Release Process
PAD-DD-0040	Winterization Procedure	PAD-FCD-0040	PRS-FCD-0040	Winterization Procedure
PAD-DD-0061	Waste Management Plan for the Dismantling and Demolition of the C-340 Metals Reduction Complex at the PGDP	PRS-FCD-0061	PRS-FCD-0061	Waste Management Plan for the Dismantling and Demolition of the C-340 Metals Reduction Complex at the PGDP
PAD-DD-0062	Sampling and analysis Plan for the C-340 Metals Reduction Complex PGDP	PRS-FCD-0062	PRS-FCD-0062	Sampling and analysis Plan for the C-340 Metals Reduction Complex PGDP
PAD-DD-1010	Equipment Decontamination and Fixative Application	PAD-FCD-1010	PRS-FCD-1010	Equipment Decontamination and Fixative Application
PAD-DD-1014	Overhead Crane Operation, Inspection, Testing, and Maintenance	PAD-FCD-1014	PRS-FCD-1014	Overhead Crane Operation, Inspection, Testing, and Maintenance
PAD-DD-1015	Facilities Disposition Inspections	PAD-FCD-1015	PRS-FCD-1015	Facilities Disposition Inspections
PAD-DD-2701	Large Equipment Decontamination	PAD-FCD-2701	PRS-FCD-2701	Large Equipment Decontamination
PAD-DD-6001	Contingency Plan for CERCLA and RCRA Storage Areas managed by the Facilities Disposition Program	PRS-FCD-6001	PRS-FCD-6001	Contingency Plan for CERCLA and RCRA Storage Areas managed by the Facilities Disposition Program
PAD-DD-6006	Administration of the Paducah DOE C-410 Complex	PAD-FCD-6006	PRS-FCD-6006	Administration of the Paducah DOE C-410 Complex
PAD-DD-6010	Combustible Control Requirements for the C-410 Complex at Paducah	PAD-FCD-6010	PRS-FCD-6010	Combustible Control Requirements for the C-410 Complex at Paducah
PAD-ENG-0001	Field Engineering Inspections and Surveys	PAD-WCE-0001	PRS-WCE-0001	Field Engineering Inspections and Surveys
PAD-ENG-0011	Configuration Management	PRS-WCE-0011	PRS-WCE-0011	Configuration Management
PAD-ENG-0012	Hoisting and Rigging Operations	PAD-WCE-0012	PRS-WCE-0012	Hoisting and Rigging Operations
PAD-ENG-0013	Engineering Design Control	PAD-WCE-0013	PRS-WCE-0013	Engineering Design Control
PAD-ENG-0014	Project Specifications	PAD-WCE-0014	PRS-WCE-0014	Project Specifications
PAD-ENG-0026	Excavation/Penetration Permit	PAD-WCE-0026	PRS-WCE-0026	Excavation/Penetration Permit
PAD-ENG-0027	Field Change Request (FCR), Field Change Notice (FCN), and Design Change Notice (DCN) Process	PAD-WCE-0027	PRS-WCE-0027	Field Change Request (FCR), Field Change Notice (FCN), and Design Change Notice (DCN) Process

This document is intended to aid operators and procedure/document users by identifying the appropriate document references for use at completion of LATA Kentucky's "Blue-sheet Recovery" Process on September 24, 2010. This crosswalk document should be used as guidance to update references in PRS deliverable, work control, and other documents that incorporate performance documents by reference.				
LATA Kentucky Performance Doc#	LATA Kentucky Document Title	Blue Sheet Performance Doc #	PRS Performance Doc #	PRS Document Title
Document Numbers of Current LATA Kentucky Performance Documents Effective 9/24/2010	LATA Kentucky Performance Document Titles	The Document Number for the LATA Blue-Sheet Document Used From Transition until Replaced by a LATA Kentucky Performance Document	PRS Document Number that may be referenced in some documents.	PRS Document Titles that may be referenced in some documents.
PAD-ENG-0028	Standards and Requirements Management	PAD-WCE-0028	PRS-WCE-0028	Standards and Requirements Management
PAD-ENG-0031	Independent Verification	PAD-WCE-0031	PRS-WCE-0031	Independent Verification
PAD-ENG-0033	Scopes of Work	PAD-WCE-0033	PRS-WCE-0033	Scopes of Work
PAD-ENG-0041	Remediation Project Value Engineering	PAD-WCE-0041	PRS-WCE-0041	Remediation Project Value Engineering
PAD-ENG-0042	Pressure Safety	PAD-WCE-0042	PRS-WCE-0042	Pressure Safety
PAD-ENG-0046	PAD Welding Program General Requirements	PAD-WCE-0046	PRS-WCE-0046	PRS Welding Program General Requirements
PAD-ENG-0047	Welder, Welder Operator and Welding Inspector Qualification	PAD-WCE-0047	PRS-WCE-0047	PRS Welder, Welder Operator and Welding Inspector Qualification
PAD-ENG-0048	Weld Filler Material Control	PAD-WCE-0048	PRS-WCE-0048	Weld Filler Material Control
PAD-ENG-0049	Inspection of Welds	PAD-WCE-0049	PRS-WCE-0049	Inspection of Welds
PAD-ENG-0050	Fire Protection Engineering Assessments Procedure	PAD-WCE-0050	PRS-WCE-0050	Fire Protection Engineering Assessments Procedure
PAD-ENG-0051	Controlling Combustibles and Ignition Sources	PAD-WCE-0051	PRS-WCE-0051	Controlling Combustibles and Ignition Sources
PAD-ENG-0052	Fire Hazard Analysis	PAD-WCE-0052	PRS-WCE-0052	Fire Hazard Analysis
PAD-ENG-0053	Fire Extinguisher Inspection & Maintenance	PAD-WCE-0053	PRS-WCE-0053	Fire Extinguisher Inspection & Maintenance
PAD-ENG-0054	Inspection of Flammable Liquid Storage Cabinets	PAD-WCE-0055	PRS-WCE-0055	Inspection of Flammable Liquid Storage Cabinets
PAD-ENG-1013	Engineering Evaluations and Verifications	PRS-WCE-1013	PRS-WCE-1013	Engineering Evaluations and Verifications
PAD-ENG-1026	Project Calculations	PRS-WCE-1026	PRS-WCE-1026	Project Calculations
PAD-ENG-1027	Project Drawings	PAD-WCE-1027	PRS-WCE-1027	Project Drawings
PAD-ENM-0001	Paducah Plume Operations Maintenance, Calibration, and Testing Plan	PRS-ENM-0001	PRS-ENM-0001	Paducah Plume Operations Maintenance, Calibration, and Testing Plan
PAD-ENM-0012	PAD Plume Operations Waste Management Plan PGDP, Paducah, Kentucky	PRS-ENM-0012	PRS-ENM-0012	PAD Plume Operations Waste Management Plan PGDP, Paducah, Kentucky
PAD-ENM-0014	Deer Sampling	PAD-ENM-0014	PRS-ENM-0014	Deer Sampling
PAD-ENM-0015	Asbestos Waste Sampling	PAD-ENM-0015	PRS-ENM-0015	Asbestos Waste Sampling
PAD-ENM-0016	Maintenance and Use of ASTM Type II Water System	PAD-ENM-0016	PRS-ENM-0016	Maintenance and Use of ASTM Type II Water System
PAD-ENM-0017	Paint Chip Sampling	PAD-ENM-0017	PRS-ENM-0017	Paint Chip Sampling
PAD-ENM-0018	Sampling Containerized Waste	PAD-ENM-0018	PRS-ENM-0018	Sampling Containerized Waste

This document is intended to aid operators and procedure/document users by identifying the appropriate document references for use at completion of LATA Kentucky's "Blue-sheet Recovery" Process on September 24, 2010. This crosswalk document should be used as guidance to update references in PRS deliverable, work control, and other documents that incorporate performance documents by reference.				
LATA Kentucky Performance Doc#	LATA Kentucky Document Title	Blue Sheet Performance Doc #	PRS Performance Doc #	PRS Document Title
Document Numbers of Current LATA Kentucky Performance Documents Effective 9/24/2010	LATA Kentucky Performance Document Titles	The Document Number for the LATA Blue-Sheet Document Used From Transition until Replaced by a LATA Kentucky Performance Document	PRS Document Number that may be referenced in some documents.	PRS Document Titles that may be referenced in some documents.
PAD-ENM-0021	Temperature Control for Sample Storage	PAD-ENM-0021	PRS-ENM-0021	Temperature Control for Sample Storage
PAD-ENM-0022	Performing and Documenting C-404 Landfill Inspections	PAD-ENM-0022	PRS-ENM-0022	Performing and Documenting C-404 Landfill Inspections
PAD-ENM-0023	Composite Sampling	PAD-ENM-0023	PRS-ENM-0023	Composite Sampling
PAD-ENM-0025	Paducah Environmental Monitoring Waste Management Plan, Paducah Gaseous Diffusion Plant, Paducah, Kentucky	PRS-ENM-0025	PRS-ENM-0025	Paducah Environmental Monitoring Waste Management Plan, Paducah Gaseous Diffusion Plant, Paducah, Kentucky
PAD-ENM-0026	Wet Chemistry and Miscellaneous Analyses Data Verification and Validation	PAD-ENM-0026	PRS-ENM-0026	Wet Chemistry and Miscellaneous Analyses Data Verification and Validation
PAD-ENM-0027	Environmental Monitoring Inspection Procedure	PAD-ENM-0027	PRS-ENM-0027	Environmental Monitoring Inspection Procedure
PAD-ENM-0035	Environmental Monitoring Plan Fiscal Year 2010, Paducah Gaseous Diffusion Plant, Paducah, Kentucky	PAD-ENM-0035	PRS-ENM-0035	Environmental Monitoring Plan Fiscal Year 2010, Paducah Gaseous Diffusion Plant, Paducah, Kentucky
PAD-ENM-0041	Maintenance Plan for the Environmental Indicator Signs at the Paducah Gaseous Diffusion Plant, Paducah, Kentucky	PAD-ENM-0041	PRS-ENM-0041	Maintenance Plan for the Environmental Indicator Signs at the Paducah Gaseous Diffusion Plant, Paducah, Kentucky
PAD-ENM-0811	Pesticide and PCB Data Verification and Validation	PAD-ENM-0811	PRS-ENM-0811	Pesticide and PCB Data Verification and Validation
PAD-ENM-1001	Transmitting Data to the Paducah Oak Ridge Environmental Information System (OREIS)	PAD-ENM-1001	PRS-ENM-1001	Transmitting Data to the Paducah Oak Ridge Environmental Information System (OREIS)
PAD-ENM-1002	Submitting, Reviewing, and Dispositioning Changes to the Environmental Databases (OREIS and PEMS)	PAD-ENM-1002	PRS-ENM-1002	Submitting, Reviewing, and Dispositioning Changes to the Environmental Databases (OREIS and PEMS)
PAD-ENM-1003	Developing, Implementing, and Maintaining Data Management Implementation Plans	PAD-ENM-1003	PRS-ENM-1003	Developing, Implementing, and Maintaining Data Management Implementation Plans
PAD-ENM-2002	Sampling of Structural Elements and Miscellaneous Surfaces	PAD-ENM-2002	PRS-ENM-2002	Sampling of Structural Elements and Miscellaneous Surfaces
PAD-ENM-2100	Groundwater Level Measurement	PAD-ENM-2100	PRS-ENM-2100	Groundwater Level Measurement
PAD-ENM-2101	Groundwater Sampling	PAD-ENM-2101	PRS-ENM-2101	Groundwater Sampling

This document is intended to aid operators and procedure/document users by identifying the appropriate document references for use at completion of LATA Kentucky's "Blue-sheet Recovery" Process on September 24, 2010. This crosswalk document should be used as guidance to update references in PRS deliverable, work control, and other documents that incorporate performance documents by reference.				
LATA Kentucky Performance Doc#	LATA Kentucky Document Title	Blue Sheet Performance Doc #	PRS Performance Doc #	PRS Document Title
Document Numbers of Current LATA Kentucky Performance Documents Effective 9/24/2010	LATA Kentucky Performance Document Titles	The Document Number for the LATA Blue-Sheet Document Used From Transition until Replaced by a LATA Kentucky Performance Document	PRS Document Number that may be referenced in some documents.	PRS Document Titles that may be referenced in some documents.
PAD-ENM-2203	Surface Water Sampling	PAD-ENM-2203	PRS-ENM-2203	Surface Water Sampling
PAD-ENM-2300	Collection of Soil Samples	PAD-ENM-2300	PRS-ENM-2300	Collection of Soil Samples
PAD-ENM-2302	Collection of Sediment Samples Associated with Surface Water	PAD-ENM-2302	PRS-ENM-2302	Collection of Sediment Samples Associated with Surface Water
PAD-ENM-2303	Borehole Logging	PAD-ENM-2303	PRS-ENM-2303	Borehole Logging
PAD-ENM-2700	Logbooks and Data Forms	PAD-ENM-2700	PRS-ENM-2700	Logbooks and Data Forms
PAD-ENM-2702	Decontamination of Sampling Equipment and Devices	PAD-ENM-2702	PRS-ENM-2702	Decontamination of Sampling Equipment and Devices
PAD-ENM-2704	Trip, Equipment and Field Blank Preparation	PAD-ENM-2704	PRS-ENM-2704	Trip, Equipment and Field Blank Preparation
PAD-ENM-2708	Chain-of-Custody forms, Field Sample Logs, Sample Labels, and Custody Seals	PAD-ENM-2708	PRS-ENM-2708	Chain-of-Custody forms, Field Sample Logs, Sample Labels, and Custody Seals
PAD-ENM-5003	Quality Assured Data	PAD-ENM-5003	PRS-ENM-5003	Quality Assured Data
PAD-ENM-5004	Sample Tracking, Lab Coordination & Sample Handling Guidance	PAD-ENM-5004	PRS-ENM-5004	Sample Tracking, Lab Coordination & Sample Handling Guidance
PAD-ENM-5007	Data Management Coordination	PAD-ENM-5007	PRS-ENM-5007	Data Management Coordination
PAD-ENM-5102	Radiochemical Data Verification and Validation	PAD-ENM-5102	PRS-ENM-5102	Radiochemical Data Verification and Validation
PAD-ENM-5103	Polychlorinated Dibenzodioxins/Polychlorinated Dibenzofurans Verification and Validation	PAD-ENM-5103	PRS-ENM-5103	Polychlorinated Dibenzodioxins/Polychlorinated Dibenzofurans Verification and Validation
PAD-ENM-5105	Volatile and Semivolatile Data Verification and Validation	PAD-ENM-5105	PRS-ENM-5105	Volatile and Semivolatile Data Verification and Validation
PAD-ENM-5107	Inorganic Data Verification and Validation	PAD-ENM-5107	PRS-ENM-5107	Inorganic Data Verification and Validation
PAD-ENR-0020	Direct Push Technology (DPT) Sampling	PAD-ENR-0020	PRS-ENR-0020	Direct Push Technology (DPT) Sampling
PAD-ENR-0021	Tree-Tissue (Tree Core) Sample Collection	PAD-ENR-0021	PRS-ENR-0021	Tree-Tissue (Tree Core) Sample Collection
PAD-ENR-0023	Downhole Video Camera Inspection	PAD-ENR-0023	PRS-ENR-0023	Downhole Video Camera Inspection
PAD-ENR-0034	XRF Field Lab Analysis of Soils	PAD-ENR-0034	PRS-ENR-0034	XRF Field Lab Analysis of Soils
PAD-ENR-0035	Vapor Sampling	PAD-ENR-0035	PRS-ENR-0035	Vapor Sampling
PAD-ERM-4001	Emergency Management	PAD-ERP-4001	PRS-ERP-4001	Emergency Management
PAD-ERM-4002	Paducah Emergency Operations Center Activities	PAD-ERP-4002	PRS-ERP-4002	Paducah Emergency Operations Center Activities
PAD-ERM-4003	Paducah Recovery From Emergencies	PAD-ERP-4003	PRS-ERP-4003	Paducah Recovery From Emergencies

This document is intended to aid operators and procedure/document users by identifying the appropriate document references for use at completion of LATA Kentucky's "Blue-sheet Recovery" Process on September 24, 2010. This crosswalk document should be used as guidance to update references in PRS deliverable, work control, and other documents that incorporate performance documents by reference.				
LATA Kentucky Performance Doc#	LATA Kentucky Document Title	Blue Sheet Performance Doc #	PRS Performance Doc #	PRS Document Title
Document Numbers of Current LATA Kentucky Performance Documents Effective 9/24/2010	LATA Kentucky Performance Document Titles	The Document Number for the LATA Blue-Sheet Document Used From Transition until Replaced by a LATA Kentucky Performance Document	PRS Document Number that may be referenced in some documents.	PRS Document Titles that may be referenced in some documents.
PAD-ERM-4004	Preparation and Maintenance of Emergency Planning Hazard Surveys, Hazards Assessment, and Emergency Action Levels	PAD-ERP-4004	PRS-ERP-4004	Preparation and Maintenance of Emergency Planning Hazard Surveys, Hazards Assessment, and Emergency Action Levels
PAD-ERM-5161	Hazardous Waste Operations and Emergency Response	PAD-ESH-5161	PRS-ESH-5161	Hazardous Waste Operations and Emergency Response
PAD-FA-0041	Travel-Expense Reimbursement Policy	PAD-BFM-0041	PRS-BFM-0041	Travel-Expense Reimbursement Policy
PAD-FA-0042	Accounts Payable	PAD-BFM-0042	PRS-BFM-0042	Accounts Payable
PAD-FA-0044	Paducah Purchasing Card System (P-Card)	PAD-BFM-0044	PRS-BFM-0044	Paducah Purchasing Card System (P-Card)
PAD-FA-0045	KY Sales & Use Tax	PAD-BFM-0045	PRS-BFM-0045	KY Sales & Use Tax
PAD-FA-0046	Approval Authorities for Noncapital Expenditures, Project Commitment, and Personnel Action	PAD-BFM-0046	PRS-BFM-0046	Approval Authorities for Noncapital Expenditures, Project Commitment, and Personnel Action
PAD-FA-0047	Funds Management, Authorization, and Change Control	PAD-BFM-0047	PRS-BFM-0047	Funds Management, Authorization, and Change Control
PAD-FA-0067	Non-Labor Cost Correction	PAD-BFM-0067	PRS-BFM-0067	Non-Labor Cost Correction
PAD-FM-0016	Facility Management and Operations	PAD-WCE-0016	PRS-WCE-0016	Facility Management and Operations
PAD-HR-1000	Employee Concerns Program	PAD-HMR-1000	PRS-HMR-1000	Employee Concerns Program
PAD-HR-1001	Drug and Alcohol Control	PAD-HMR-1001	PRS-HMR-1001	Drug and Alcohol Control
PAD-HR-1007	Organizational Chart Process	PAD-DOC-1007	PRS-DOC-1007	Organizational Chart Process
PAD-HR-1014	Labor Standards Determination	PAD-HMR-1014	PRS-HMR-1014	Labor Standards Determination
PAD-HR-1015	Disability Benefits	PAD-HMR-1015	PRS-HMR-1015	Disability Benefits
PAD-HR-1016	Family and Medical Site Operationsve Act Benefits	PAD-HMR-1016	PRS-HMR-1016	Family and Medical Site Operationsve Act Benefits
PAD-HR-1017	Site Operationsve of Absence	PAD-HMR-1017	PRS-HMR-1017	Site Operationsve of Absence
PAD-HR-1018	Employment of Salaried and Hourly Employees	PAD-HMR-1018	PRS-HMR-1018	Employment of Salaried and Hourly Employees
PAD-HR-1021	Employee Data Changes and Updates	PAD-HMR-1021	PRS-HMR-1021	Employee Data Changes and Updates
PAD-HR-1022	Progressive Discipline	PAD-HMR-1022	PRS-HMR-1022	Progressive Discipline
PAD-HR-1023	Termination of Employment	PAD-HMR-1023	PRS-HMR-1023	Termination of Employment
PAD-IH-0010	Usage of 3M L-900 Series and PAPR Helmets	PAD-ESH-0010	PRS-ESH-0010	Usage of 3M L-900 Series and PAPR Helmets
PAD-IH-1001	Issuance, Use, Storage and Maintenance of 3M Model L901/L905 Respirator Hoods	PAD-ESH-1001	PRS-ESH-1001	Issuance, Use, Storage and Maintenance of 3M Model L901/L905 Respirator Hoods
PAD-IH-1008	Facility Hazard Assessment	PAD-ESH-1008	PRS-ESH-1008	Facility Hazard Assessment

This document is intended to aid operators and procedure/document users by identifying the appropriate document references for use at completion of LATA Kentucky's "Blue-sheet Recovery" Process on September 24, 2010. This crosswalk document should be used as guidance to update references in PRS deliverable, work control, and other documents that incorporate performance documents by reference.				
LATA Kentucky Performance Doc#	LATA Kentucky Document Title	Blue Sheet Performance Doc #	PRS Performance Doc #	PRS Document Title
Document Numbers of Current LATA Kentucky Performance Documents Effective 9/24/2010	LATA Kentucky Performance Document Titles	The Document Number for the LATA Blue-Sheet Document Used From Transition until Replaced by a LATA Kentucky Performance Document	PRS Document Number that may be referenced in some documents.	PRS Document Titles that may be referenced in some documents.
PAD-IH-2002	Site Operationsd and Inorganic Arsenic Protection	PAD-ESH-2002	PRS-ESH-2002	Site Operationsd and Inorganic Arsenic Protection
PAD-IH-5110	Biological Monitoring for Industrial Chemicals	PAD-ESH-5110	PRS-ESH-5110	Biological Monitoring for Industrial Chemicals
PAD-IH-5113	Requesting and Providing IH Exposure History Records	PAD-ESH-5113	PRS-ESH-5113	Requesting and Providing IH Exposure History Records
PAD-IH-5121	Occupational Noise Exposure and Hearing Conservation	PAD-ESH-5121	PRS-ESH-5121 (formerly PRS/PROG/0031)	Occupational Noise Exposure and Hearing Conservation
PAD-IH-5133	Ergonomics	PAD-ESH-5133	PRS-ESH-5133	Ergonomics
PAD-IH-5134	Temperature Extremes	PAD-ESH-5134	PRS-ESH-5134	Temperature Extremes
PAD-IH-5135	Bloodborne Pathogens and First Aid	PRS-ESH-5135	PRS-ESH-5135 (formerly PRS/PROG/0033)	Bloodborne Pathogens and First Aid
PAD-IH-5138	Confined Space Program	PAD-ESH-5138	PRS-ESH-5138 (formerly PRS/PROG/0035)	Confined Space Program
PAD-IH-5140	Hazard Communication	PAD-ESH-5140	PRS-ESH-5140 (formerly PRS/PROG/0036)	Hazard Communication
PAD-IH-5150	Chronic Beryllium Disease Prevention	PAD-ESH-5150	PRS-ESH-5150 (formerly PRS/PROG/0028)	Chronic Beryllium Disease Prevention
PAD-IH-5151	Issue, Control and Use of Respiratory Protection Equipment	PRS-ESH-5151	PRS-ESH-5151	Issue, Control and Use of Respiratory Protection Equipment
PAD-IH-5172	Indoor Air Quality	PAD-ESH-5172	PRS-ESH-5172 (formerly PRS/PROG/0032)	Indoor Air Quality
PAD-IH-5181	Hazardous Material Information and Inventory Process	PAD-ESH-5181	PRS-ESH-5181	Hazardous Material Information and Inventory Process
PAD-IH-5201	Asbestos and Other Fibrous Materials	PAD-ESH-5201	PRS-ESH-5201	Asbestos and Other Fibrous Materials
PAD-IH-5416	Industrial Ventilation - Lab Hoods	PAD-ESH-5416	PRS-ESH-5416	Industrial Ventilation - Lab Hoods
PAD-IH-5558	Industrial Hygiene Measuring and Testing Equipment Calibration Program	PAD-ESH-5558	PRS-ESH-5558	Industrial Hygiene Measuring and Testing Equipment Calibration Program
PAD-IH-5560	Workplace Industrial Hygiene Sampling	PRS-ESH-5560	PRS-ESH-5560	Workplace Industrial Hygiene Sampling
PAD-IT-0078	Software QA	PAD-BFM-0078	PRS-BFM-0078	Software QA
PAD-IT-0079	Safety Software Life Cycle Applications and QA Requirements	PAD-BFM-0079	PRS-BFM-0079	Safety Software Life Cycle Applications and QA Requirements

This document is intended to aid operators and procedure/document users by identifying the appropriate document references for use at completion of LATA Kentucky's "Blue-sheet Recovery" Process on September 24, 2010. This crosswalk document should be used as guidance to update references in PRS deliverable, work control, and other documents that incorporate performance documents by reference.				
LATA Kentucky Performance Doc#	LATA Kentucky Document Title	Blue Sheet Performance Doc #	PRS Performance Doc #	PRS Document Title
Document Numbers of Current LATA Kentucky Performance Documents Effective 9/24/2010	LATA Kentucky Performance Document Titles	The Document Number for the LATA Blue-Sheet Document Used From Transition until Replaced by a LATA Kentucky Performance Document	PRS Document Number that may be referenced in some documents.	PRS Document Titles that may be referenced in some documents.
PAD-NS-0001	Management of Safety Basis Documents	PAD-NFS-0001	PRS-NFS-0001	Management of Safety Basis Documents
PAD-NS-0004	NucSite Operationsr Criticality Safety	PRS-WCE-0004	PRS-WCE-0004	NucSite Operationsr Criticality Safety
PAD-NS-0005	NucSite Operationsr Criticality Safety Program	PRS-WCE-0005	PRS-WCE-0005	NucSite Operationsr Criticality Safety Program
PAD-NS-0006	Software QA Plan for SCALE Version 5.1	PRS-NFS-0006	PRS-NFS-0006	Software QA Plan for SCALE Version 5.1
PAD-NS-0039	Independent Review Committee	PAD-WCE-0039	PRS-WCE-0039	Independent Review Committee
PAD-NS-1001	Unreviewed Safety Question Determinations for NucSite Operationsr Category 2 & 3 Facilities	PAD-WCE-1001	PRS-WCE-1001	Unreviewed Safety Question Determinations for NucSite Operationsr Category 2 & 3 Facilities
PAD-NS-1002	Safety Documentation for Hazard Category 2 & 3 NucSite Operationsr Facilities	PAD-WCE-1002	PRS-WCE-1002	Safety Documentation for Hazard Category 2 & 3 NucSite Operationsr Facilities
PAD-NS-1003	NucSite Operationsr Criticality Safety Program Implementation	PAD-WCE-1003	PRS-WCE-1003	NucSite Operationsr Criticality Safety Program Implementation
PAD-NS-1005	NucSite Operationsr Criticality Safety Evaluations and Calculations	PAD-WCE-1005	PRS-WCE-1005	NucSite Operationsr Criticality Safety Evaluations and Calculations
PAD-NS-1008	Unreviewed Change Determinations for Radiological and Non-NucSite Operationsr Facilities	PAD-WCE-1008	PRS-WCE-1008	Unreviewed Change Determinations for Radiological and Non-NucSite Operationsr Facilities
PAD-NS-1009	Safety Documentation for Radiological and Non-NucSite Operationsr Facilities	PAD-WCE-1009	PRS-WCE-1009	Safety Documentation for Radiological and Non-NucSite Operationsr Facilities
PAD-NS-1015	Generation, Review, Approval and Control of Authorization Agreements	PAD-WCE-1015	PRS-WCE-1015	Generation, Review, Approval and Control of Authorization Agreements
PAD-NS-1017	Implementation Validation Review Process	PAD-NFS-1017	PRS-NFS-1017	Implementation Validation Review Process
PAD-PC-1003	Definition and Organization of Work Scope	PAD-PRI-1003	PRS-PRI-1003	Definition and Organization of Work Scope
PAD-PC-1006	Scheduling	PAD-PRI-1006	PRS-PRI-1006	Scheduling
PAD-PC-1007	Performance Measurement, Variance Analysis and Reporting	PAD-PRI-1007	PRS-PRI-1007	Performance Measurement, Variance Analysis and Reporting
PAD-PC-1008	Trends	PAD-PRI-1008	PRS-PRI-1008	Trends
PAD-PC-1009	Estimating Paducah	PAD-PRI-1009	PRS-PRI-1009	Estimating Paducah
PAD-PC-1010	Charge Code Process	PAD-PRI-1010	PRS-PRI-1010	Charge Code Process
PAD-PC-1401	Baseline Management and Change Control Paducah	PAD-PRI-1401	PRS-PRI-1401	Baseline Management and Change Control Paducah

This document is intended to aid operators and procedure/document users by identifying the appropriate document references for use at completion of LATA Kentucky's "Blue-sheet Recovery" Process on September 24, 2010. This crosswalk document should be used as guidance to update references in PRS deliverable, work control, and other documents that incorporate performance documents by reference.				
LATA Kentucky Performance Doc#	LATA Kentucky Document Title	Blue Sheet Performance Doc #	PRS Performance Doc #	PRS Document Title
Document Numbers of Current LATA Kentucky Performance Documents Effective 9/24/2010	LATA Kentucky Performance Document Titles	The Document Number for the LATA Blue-Sheet Document Used From Transition until Replaced by a LATA Kentucky Performance Document	PRS Document Number that may be referenced in some documents.	PRS Document Titles that may be referenced in some documents.
PAD-PD-1107	Development, Approval, and Change Control for Performance Documents	PAD-DOC-1107	PRS-DOC-1107	Development, Approval, and Change Control for PRS Performance Documents
PAD-PLA-ENV-001	LATA Environmental Services of Kentucky, LLC Waste Management Plan for the Paducah Environmental Remediation Project	N/A	PRS-CDL-0029	Waste Management Plan for the Paducah Environmental Remediation Project
PAD-PLA-HS-001	LATA Environmental Services of Kentucky, LLC Worker Health and Safety Plan Paducah Environmental Remediation Project	N/A	PRS-CDL-0056	Worker Health and Safety Program for the Paducah Environmental Remediation Project
PAD-PLA-HS-002	LATA Environmental Services of Kentucky, LLC Radiation Protection Program Paducah Environmental Remediation Project	N/A	PRS-CDL-0060	Radiation Protection Plan for the Paducah Environmental Remediation Project
PAD-PLA-HS-003	LATA Environmental Services of Kentucky, LLC Chronic Beryllium Disease Prevention Program (CBDPP) Paducah Environmental Remediation Project	N/A	PRS/PROG-0041	Chronic Beryllium Disease Prevention Program for the Paducah Environmental Remediation Project
PAD-PLA-HS-004	LATA Environmental Services of Kentucky, LLC Energy Management Plan for the Paducah Environmental Remediation Project	N/A	SST.EMP-0001/R7	Energy Management Plan for 2010 (SST Document)
PAD-PLA-NS-002	LATA Environmental Services of Kentucky, LLC Nuclear Material Control and Accountability Plan Paducah Environmental Remediation Project	N/A	N/A	Provided to PRS by USEC as Government Furnished Service
PAD-PLA-PM-005	LATA Environmental Services of Kentucky, LLC Property Management Plan Paducah Environmental Remediation Project	N/A	PRS-PRF-0001	Property Program Procedure
PAD-PLA-PM-008	LATA Environmental Services of Kentucky, LLC Site Emergency Plan for the Paducah Environmental Remediation Project	N/A	PRS-CDL-0041	Site Emergency Plan for the Paducah Environmental Remediation Project
PAD-PLA-PM-009	LATA Environmental Services of Kentucky, LLC Maintenance Implementation Plan Paducah Environmental Remediation Project	N/A	PRS-CDL-0059	Maintenance Implementation Plan for the Paducah Environmental Remediation Project
PAD-PLA-PM-013	LATA Environmental Services of Kentucky, LLC Project Management Plan Paducah Environmental Remediation Project	N/A	PRS-CDL-0004	Project Management Plan for the Paducah Environmental Remediation Project

This document is intended to aid operators and procedure/document users by identifying the appropriate document references for use at completion of LATA Kentucky's "Blue-sheet Recovery" Process on September 24, 2010. This crosswalk document should be used as guidance to update references in PRS deliverable, work control, and other documents that incorporate performance documents by reference.				
LATA Kentucky Performance Doc#	LATA Kentucky Document Title	Blue Sheet Performance Doc #	PRS Performance Doc #	PRS Document Title
Document Numbers of Current LATA Kentucky Performance Documents Effective 9/24/2010	LATA Kentucky Performance Document Titles	The Document Number for the LATA Blue-Sheet Document Used From Transition until Replaced by a LATA Kentucky Performance Document	PRS Document Number that may be referenced in some documents.	PRS Document Titles that may be referenced in some documents.
PAD-PLA-QM-001	LATA Environmental Services of Kentucky, LLC Quality Assurance Program and Implementation Plan for the Paducah Environmental Remediation Project	N/A	PRS-CDL-0058	Quality Assurance Program Plan for the Paducah Environmental Remediation Project
PAD-PLA-SAF-001	Integrated Safety Management System Description and Environmental Management System Description for the Paducah Environmental Remediation Project	N/A	PRS-CDL-0061	Integrated Safety Management System Description and Environmental Management System Description for the Paducah Environmental Remediation Project
PAD-POL-0001	LATA Environmental Services of Kentucky, LLC Environmental Policy Statement	N/A	N/A	N/A
PAD-POL-0002	LATA Environmental Services of Kentucky, LLC Environmental, Safety, and Health Policy Statement	N/A	N/A	N/A
PAD-POL-0003	LATA Environmental Services of Kentucky, LLC Corporate Giving Policy Statement	N/A	N/A	N/A
PAD-POL-0004	LATA Environmental Services of Kentucky, LLC Harassment (including Sexual Harassment) Policy Statement	N/A	N/A	N/A
PAD-POL-0005	LATA Environmental Services of Kentucky, LLC Equal Employment Opportunity Policy Statement	N/A	N/A	N/A
PAD-POL-0006	LATA Environmental Services of Kentucky, LLC Drug-Free Workplace Policy Statement	N/A	N/A	N/A
PAD-POL-0007	LATA Environmental Services of Kentucky, LLC Employment Policy Statement	N/A	N/A	N/A
PAD-POL-0008	LATA Environmental Services of Kentucky, LLC Quality Policy Statement	N/A	N/A	N/A
PAD-POL-0009	LATA Environmental Services of Kentucky, LLC Business Ethics Policy Statement	N/A	N/A	N/A
PAD-POL-0010	LATA Environmental Services of Kentucky, LLC Procurement Ethics Policy Statement	N/A	N/A	N/A
PAD-PROG-0014	Environmental Compliance & Protection Program Description	PRS/PROG/0014	PRS/PROG/0014	Environmental Compliance & Protection Program Description for PRS
PAD-PROG-0015	Pollution Prevention/Waste Minimization Program Plan for the DOE Paducah Remediation Project	PRS/PROG/0015	PRS/PROG/0015	Pollution Prevention/Waste Minimization Program Plan for the DOE Paducah Remediation Project

This document is intended to aid operators and procedure/document users by identifying the appropriate document references for use at completion of LATA Kentucky's "Blue-sheet Recovery" Process on September 24, 2010. This crosswalk document should be used as guidance to update references in PRS deliverable, work control, and other documents that incorporate performance documents by reference.				
LATA Kentucky Performance Doc#	LATA Kentucky Document Title	Blue Sheet Performance Doc #	PRS Performance Doc #	PRS Document Title
Document Numbers of Current LATA Kentucky Performance Documents Effective 9/24/2010	LATA Kentucky Performance Document Titles	The Document Number for the LATA Blue-Sheet Document Used From Transition until Replaced by a LATA Kentucky Performance Document	PRS Document Number that may be referenced in some documents.	PRS Document Titles that may be referenced in some documents.
PAD-PROG-0016	Project Training Program Description for the Paducah Environmental Remediation Project	PRS/PROG/0016	PRS/PROG/0016	Project Training Program Description for the Paducah Environmental Remediation Project
PAD-PROG-0020	Electrical Safety Program Paducah Environmental Remediation Project	PRS/PROG/0020	PRS/PROG/0020	Electrical Safety Program Paducah Environmental Remediation Project
PAD-PROG-0028	Respiratory Protection Program	PRS/PROG/0028	PRS/PROG/0028	Respiratory Protection Program for PRS
PAD-PROG-0030	Fire Protection Program Description for the Paducah Gaseous Diffusion Plant, Paducah, Kentucky	PRS/PROG/0030	PRS/PROG/0030	Fire Protection Program Description for the Paducah Gaseous Diffusion Plant, Paducah, Kentucky
PAD-PROG-0034	Chemical Safety Management Program	PRS/PROG/0034	PRS/PROG/0034	Chemical Safety Management Program for PRS
PAD-PROG-0037	NucSite Operations Safety Program Description for the Paducah Environmental Remediation Project	PRS/PROG/0037	PRS/PROG/0037	NucSite Operations Safety Program Description for the Paducah Environmental Remediation Project
PAD-PROG-0039	System Engineering Program for the Paducah Environmental Remediation Project	PAD/PROG/0039	PRS/PROG/0039 (PREVIOUSLY PRS-WCE-0009)	System Engineering Program for the Paducah Environmental Remediation Project
PAD-PROJ-0003	Bayou Creek and Little Bayou Creek Revised Watershed Monitoring Plan PGDP	PRS/PROJ/0003	PRS/PROJ/0003	Bayou Creek and Little Bayou Creek Revised Watershed Monitoring Plan PGDP
PAD-PROJ-0008	Facility Authorization Basis Management Plan for the C-416 Decontamination Pad	PRS/PROJ/0008	PRS/PROJ/0008	Facility Authorization Basis Management Plan for the C-416 Decontamination Pad
PAD-PROJ-0022	Health and Safety Plan for Waste Disposition Operations	PRS/PROJ/0022	PRS/PROJ/0022	Health and Safety Plan for PRS Waste Disposition Operations
PAD-PROJ-0025	Monitoring Well Maintenance Implementation Plan for the PGDP	PRS/PROJ/0025	PRS/PROJ/0025	Monitoring Well Maintenance Implementation Plan for the PGDP
PAD-PROJ-0032	Health and Safety Plan for Decontamination and Decommissioning of the C-340 Metal Reduction Complex at the PGDP	PRS/PROJ/0032	PRS/PROJ/0032	Health and Safety Plan for Decontamination and Decommissioning of the C-340 Metal Reduction Complex at the PGDP
PAD-PROJ-0061	Site Specific Health and Safety Plan for the Environmental Monitoring Project	PRS/PROJ/0061	PRS/PROJ/0061	Site Specific Health and Safety Plan for the Environmental Monitoring Project
PAD-PROJ-0067	Health and Safety Plan for the Paducah Plumes Operations	PRS/PROJ/0067	PRS/PROJ/0067	Health and Safety Plan for the Paducah Plumes Operations
PAD-PROJ-0068	Health and Safety Plan for the C-400 Interim Remedial Action	PRS/PROJ/0068	PRS/PROJ/0068	Health and Safety Plan for the C-400 Interim Remedial Action

This document is intended to aid operators and procedure/document users by identifying the appropriate document references for use at completion of LATA Kentucky's "Blue-sheet Recovery" Process on September 24, 2010. This crosswalk document should be used as guidance to update references in PRS deliverable, work control, and other documents that incorporate performance documents by reference.				
LATA Kentucky Performance Doc#	LATA Kentucky Document Title	Blue Sheet Performance Doc #	PRS Performance Doc #	PRS Document Title
Document Numbers of Current LATA Kentucky Performance Documents Effective 9/24/2010	LATA Kentucky Performance Document Titles	The Document Number for the LATA Blue-Sheet Document Used From Transition until Replaced by a LATA Kentucky Performance Document	PRS Document Number that may be referenced in some documents.	PRS Document Titles that may be referenced in some documents.
PAD-PROJ-0080	Health and Safety Plan for Decontamination and Decommissioning of the C-746-A East End Smelter at the PGDP	PRS/PROJ/0080	PRS/PROJ/0080	Health and Safety Plan for Decontamination and Decommissioning of the C-746-A East End Smelter at the PGDP
PAD-PROJ-0085	Software Quality Assurance Plan for MCNPS Version 1.4	PRS/PROJ/0085	PRS/PROJ/0085	Software Quality Assurance Plan for MCNPS Version 1.4
PAD-PROJ-0087	Chemical Hygiene Plan for the C-755-T-08 Laboratory Trailer and the C-755-C Building and Mobile lab	PRS/PROJ/0087	PRS/PROJ/0087	Chemical Hygiene Plan for the C-755-T-08 Laboratory Trailer and the C-755-C Building and Mobile lab
PAD-PROJ-0093	Waste Characterization Plan for the Surface Water Operable Unit (On-Site) Removal Work Action at the PGDP	PRS/PROJ/0093	PRS/PROJ/0093	Waste Characterization Plan for the Surface Water Operable Unit (On-Site) Removal Work Action at the PGDP
PAD-PROJ-0094	Surface Water Operable Unit (On-Site) Removal Action and Soils Operable Unit Inactive Facilities (C-410-B) Removal Action Waste Handling Plan	PRS/PROJ/0094	PRS/PROJ/0094	Surface Water Operable Unit (On-Site) Removal Action and Soils Operable Unit Inactive Facilities (C-410-B) Removal Action Waste Handling Plan
PAD-PROJ-0096	Software QA Plan for the Open Range Comprehensive Tracking System (CTS)	PRS/PROJ/0096	PRS/PROJ/0096	Software QA Plan for the Open Range Comprehensive Tracking System (CTS)
PAD-PROJ-0097	Software QA Plan for the Master Rad Calc Sheet	PRS/PROJ/0097	PRS/PROJ/0097	Software QA Plan for the Master Rad Calc Sheet
PAD-PROJ-0099	Software QA Plan for Facility Safety Basis Inventory Database	PRS/PROJ/0099	PRS/PROJ/0099	Software QA Plan for Facility Safety Basis Inventory Database
PAD-PROJ-0100	Contingency Plan for the Environmental Monitoring Well Network Upgrade 90-Day Accumulation Area at the PGDP	PRS/PROJ/0100	PRS/PROJ/0100	Contingency Plan for the Environmental Monitoring Well Network Upgrade 90-Day Accumulation Area at the PGDP
PAD-PROJ-0103	Inspection and Testing Plan, Soil Vapor and Groundwater Treatment Systems, C-400 CSite Operations Building, PGDP	PAD/PROJ/0103	PRS/PROJ/0103	Inspection and Testing Plan, Soil Vapor and Groundwater Treatment Systems, C-400 CSite Operations Building, PGDP
PAD-PROJ-0104	Paducah C-400 Project Mc2 Testing and Inspection Plan	PRS/PROJ/0104	PRS/PROJ/0104	Paducah C-400 Project Mc2 Testing and Inspection Plan
PAD-PROJ-0106	Site Specific Health and Safety Plan for the Soils and Burial Grounds Operable Units Remedial Investigations/Feasibility Studies, Paducah, Kentucky	PRS/PROJ/0106	PRS/PROJ/0106	Site Specific Health and Safety Plan for the Soils and Burial Grounds Operable Units Remedial Investigations/Feasibility Studies, Paducah, Kentucky
PAD-PROJ-0111	Waste Characterization Plan for the C-746-A East End Smelter at the PGDP	PRS/PROJ/0111	PRS/PROJ/0111	Waste Characterization Plan for the C-746-A East End Smelter at the PGDP

This document is intended to aid operators and procedure/document users by identifying the appropriate document references for use at completion of LATA Kentucky's "Blue-sheet Recovery" Process on September 24, 2010. This crosswalk document should be used as guidance to update references in PRS deliverable, work control, and other documents that incorporate performance documents by reference.				
LATA Kentucky Performance Doc#	LATA Kentucky Document Title	Blue Sheet Performance Doc #	PRS Performance Doc #	PRS Document Title
Document Numbers of Current LATA Kentucky Performance Documents Effective 9/24/2010	LATA Kentucky Performance Document Titles	The Document Number for the LATA Blue-Sheet Document Used From Transition until Replaced by a LATA Kentucky Performance Document	PRS Document Number that may be referenced in some documents.	PRS Document Titles that may be referenced in some documents.
PAD-PROJ-0112	Waste Management Plan for the C-746-A East End Smelter at the PGDP	PRS/PROJ/0112	PRS/PROJ/0112	Waste Management Plan for the C-746-A East End Smelter at the PGDP
PAD-PROJ-0113	Contingency Plan for the C-400 IRA Treatment System CERCLA Staging Areas at the PGDP Paducah, Kentucky	PRS/PROJ/0113	PRS/PROJ/0113	Contingency Plan for the C-400 IRA Treatment System CERCLA Staging Areas at the PGDP Paducah, Kentucky
PAD-PROJ-0114	Contingency Plan for the Soils Operatble Unit RI/FS Comprehensive Environmental Response, Compensation, and Liability Act Staging Area at PGDP	PRS/PROJ/0114	PRS/PROJ/0114	Contingency Plan for the Soils Operatble Unit RI/FS Comprehensive Environmental Response, Compensation, and Liability Act Staging Area at PGDP
PAD-PROJ-0119	QAPP Treatment Recipe Development/Waste Treatment of Neptunium Residual Waste at the PGDP	PRS/PROJ/0119	PRS/PROJ/0119	QAPP Treatment Recipe Development/Waste Treatment of Neptunium Residual Waste at the PGDP
PAD-PROJ-0123	C-746-A East End Smelter Demolition Plan	PRS/PROJ/0123	PRS/PROJ/0123	C-746-A East End Smelter Demolition Plan
PAD-PROJ-0124	Site-Specific Environmental Health and Safety Plan	PRS/PROJ/0124	PRS/PROJ/0124	Site-Specific Environmental Health and Safety Plan
PAD-PROJ-0307	Paducah Waste Characterization Sampling and Analysis Plan	PRS/PROJ/0307	PRS/PROJ/0307	Paducah Waste Characterization Sampling and Analysis Plan
PAD-PROJ-6001	Comprehensive Work Plan for the C-410 Complex Infrastructure D&D Project	PRS/PROJ/6001	PRS/PROJ/6001	Comprehensive Work Plan for the C-410 Complex Infrastructure D&D Project
PAD-PRO-NS-002	LATA Environmental Services of Kentucky, LLC Radioactive Waste Management Basis for the Radioactive Waste Management Facilities Paducah Environmental Remediation Project	N/A	N/A	N/A
PAD-PRO-QM-002	LATA Environmental Services of Kentucky, LLC Conduct of Operations Applicability Matrix for the Paducah Environmental Remediation Project	N/A	PRS-WCE-0025	Conduct of Operations in PRS-Managed Facilities
PAD-PRP-0001	Property Program Procedure	PAD-PRF-0001	PRS-PRF-0001	Property Program Procedure
PAD-PRP-0002	Use of Government Vehicles	PAD-PRF-0002	PRS-PRF-0002	Use of Government Vehicles
PAD-PRP-0003	Fleet Management Operations	PAD-PRF-0003	PRS-PRF-0003	Fleet Management Operations
PAD-QA-0003	Performance Analysis and Trending	PAD-QAP-0003	PRS-QAP-0003	Performance Analysis and Trending
PAD-QA-0005	QA Requirements for Inspection and Test Control	PAD-QAP-0005	PRS-QAP-0005	QA Requirements for Inspection and Test Control

This document is intended to aid operators and procedure/document users by identifying the appropriate document references for use at completion of LATA Kentucky's "Blue-sheet Recovery" Process on September 24, 2010. This crosswalk document should be used as guidance to update references in PRS deliverable, work control, and other documents that incorporate performance documents by reference.				
LATA Kentucky Performance Doc#	LATA Kentucky Document Title	Blue Sheet Performance Doc #	PRS Performance Doc #	PRS Document Title
Document Numbers of Current LATA Kentucky Performance Documents Effective 9/24/2010	LATA Kentucky Performance Document Titles	The Document Number for the LATA Blue-Sheet Document Used From Transition until Replaced by a LATA Kentucky Performance Document	PRS Document Number that may be referenced in some documents.	PRS Document Titles that may be referenced in some documents.
PAD-QA-0006	QA Requirements Receipt Inspection and Handling and Storage of Material Items	PAD-QAP-0006	PRS-QAP-0006	QA Requirements Receipt Inspection and Handling and Storage of Material Items
PAD-QA-0216	Maintenance of Paducah's Implementing Procedures for Certification of Waste to Nevada Test	PRS-WSD-0216	PRS-WSD-0216	Maintenance of Paducah's Implementing Procedures for Certification of Waste to Nevada Test
PAD-QA-1009	Identification, Control, and Disposition of Suspect/Counterfeit Items	PAD-QAP-1009	PRS-QAP-1009	Identification, Control, and Disposition of Suspect/Counterfeit Items
PAD-QA-1020	Control and Calibration of Measuring and Test Equipment	PAD-QAP-1020	PRS-QAP-1020	Control and Calibration of Measuring and Test Equipment
PAD-QA-1033	Management By Walking Around (MBWA) Program	PAD-QAP-1033	PRS-QAP-1033	Management By Walking Around (MBWA) Program
PAD-QA-1208	Supplier Selection and Evaluation	PAD-QAP-1208	PRS-QAP-1208	Supplier Selection and Evaluation
PAD-QA-1210	Issues Management Program	PAD-QAP-1210	PRS-QAP-1210	Issues Management Program
PAD-QA-1220	Occurrence Notification and Reporting	PAD-QAP-1220	PRS-QAP-1220	Occurrence Notification and Reporting
PAD-QA-1230	Causal Analysis	PAD-QAP-1230	PRS-QAP-1230	Causal Analysis
PAD-QA-1240	Operating Experience/Lessons Site Operationsmed Program	PAD-QAP-1240	PRS-QAP-1240	Operating Experience/Lessons Site Operationsmed Program
PAD-QA-1420	Conduct of Assessments	PAD-QAP-1420	PRS-QAP-1420	Conduct of Assessments
PAD-QA-1440	Control of Nonconforming Items and Services	PAD-QAP-1440	PRS-QAP-1440	Control of Nonconforming Items and Services
PAD-QA-1460	Event Investigations and Critiques	PAD-QAP-1460	PRS-QAP-1460	Event Investigations and Critiques
PAD-QA-1502	Qualification of Independent Assessment Personnel	PAD-QAP-1502	PRS-QAP-1502	Qualification of PRS Independent Assessment Personnel
PAD-QA-1510	Readiness Reviews for Hazard Category 2 and 3 NucSite Operationsr Facilities/Activities	PAD-QAP-1510	PRS-QAP-1510	Readiness Reviews for Hazard Category 2 and 3 NucSite Operationsr Facilities/Activities
PAD-QA-1520	Readiness Reviews for Radiological, Non-NucSite Operationsr, and Other Industrial Facilities/Activities	PAD-QAP-1520	PRS-QAP-1520	Readiness Reviews for Radiological, Non-NucSite Operationsr, and Other Industrial Facilities/Activities
PAD-QA-1610	Noncompliance Determination and Reporting	PAD-QAP-1610	PRS-QAP-1610	Noncompliance Determination and Reporting
PAD-QA-1650	Graded Approach	PAD-QAP-1650	PRS-QAP-1650	Graded Approach
PAD-QA-3011	Waste Certification	PAD-WSD-3011	PRS-WSD-3011	Waste Certification
PAD-RAD-0102	Radiological Control Organization Software QA Plan	PRS-RAD-0102	PRS-RAD-0102	PRS Radiological Control Organization Software QA Plan

This document is intended to aid operators and procedure/document users by identifying the appropriate document references for use at completion of LATA Kentucky's "Blue-sheet Recovery" Process on September 24, 2010. This crosswalk document should be used as guidance to update references in PRS deliverable, work control, and other documents that incorporate performance documents by reference.				
LATA Kentucky Performance Doc#	LATA Kentucky Document Title	Blue Sheet Performance Doc #	PRS Performance Doc #	PRS Document Title
Document Numbers of Current LATA Kentucky Performance Documents Effective 9/24/2010	LATA Kentucky Performance Document Titles	The Document Number for the LATA Blue-Sheet Document Used From Transition until Replaced by a LATA Kentucky Performance Document	PRS Document Number that may be referenced in some documents.	PRS Document Titles that may be referenced in some documents.
PAD-RAD-0103	Internal Dosimetry Program	PRS-RAD-0103	PRS-RAD-0103	The Internal Dosimetry Program for the PRS, LLC
PAD-RAD-0301	Radiological Characterization Data	PAD-RAD-0301	PRS-RAD-0301	Radiological Characterization Data
PAD-RAD-0302	Paducah Environmental Remediation Project Annual ALARA Performance Goals for Exposure to Ionizing Radiation	PAD-RAD-0302	PRS-RAD-0302	Paducah Environmental Remediation Project Annual ALARA Performance Goals for Exposure to Ionizing Radiation
PAD-RAD-0303	Unrestricted Radiological ReSite Operationsse of Excess Property, Equipment, and Materials at the PGDP	PAD-RAD-0303	PRS-RAD-0303	Unrestricted Radiological ReSite Operationsse of Excess Property, Equipment, and Materials from PRS, LLC, Projects at the PGDP
PAD-RAD-0304	Implementation of the Radiation Protection Program	PAD-RAD-0304	PRS-RAD-0304	Implementation of the Radiation Protection Program
PAD-RAD-0305	Company Issued Clothing	PRS-RAD-0305	PRS-RAD-0305	Company Issued Clothing
PAD-RAD-0501	Posting and Labeling Guide for the Paducah Environmental Remediation Project	PRS-RAD-0501	PRS-RAD-0501	Posting and Labeling Guide for the Paducah Environmental Remediation Project
PAD-RAD-1101	Radiation Exposure Limits	PAD-RAD-1101	PRS-RAD-1101	Radiation Exposure Limits
PAD-RAD-1102	Design and Control	PAD-RAD-1102	PRS-RAD-1102	Design and Control
PAD-RAD-1103	Personnel and Personal Effects Decontamination	PAD-RAD-1103	PRS-RAD-1103	Personnel and Personal Effects Decontamination
PAD-RAD-1104	Radiological Area Entry Control	PAD-RAD-1104	PRS-RAD-1104	Radiological Area Entry Control
PAD-RAD-1105	Receipt, Transport, and Movement of Radioactive Materials	PAD-RAD-1105	PRS-RAD-1105	Receipt, Transport, and Movement of Radioactive Materials
PAD-RAD-1106	Selection and Use of Anticontamination Clothing	PAD-RAD-1106	PRS-RAD-1106	Selection and Use of Anticontamination Clothing
PAD-RAD-1107	Workplace Air Monitoring for Radioactivity	PAD-RAD-1107	PRS-RAD-1107	Workplace Air Monitoring for Radioactivity
PAD-RAD-1108	Posting and Labeling	PAD-RAD-1108	PRS-RAD-1108	Posting and Labeling
PAD-RAD-1109	Radioactive Contamination Control and Monitoring	PAD-RAD-1109	PRS-RAD-1109	Radioactive Contamination Control and Monitoring
PAD-RAD-1110	Radiation Surveys	PAD-RAD-1110	PRS-RAD-1110	Radiation Surveys
PAD-RAD-1111	Workplace Monitoring	PAD-RAD-1111	PRS-RAD-1111	Workplace Monitoring
PAD-RAD-1112	Air Sample Collection, Analysis, and Documentation	PAD-RAD-1112	PRS-RAD-1112	Air Sample Collection, Analysis, and Documentation
PAD-RAD-1113	Handling of Samples Potentially Contaminated with Hazardous Material	PAD-RAD-1113	PRS-RAD-1113	Handling of Samples Potentially Contaminated with Hazardous Material
PAD-RAD-1114	ALARA Program	PAD-RAD-1114	PRS-RAD-1114	ALARA Program

This document is intended to aid operators and procedure/document users by identifying the appropriate document references for use at completion of LATA Kentucky's "Blue-sheet Recovery" Process on September 24, 2010. This crosswalk document should be used as guidance to update references in PRS deliverable, work control, and other documents that incorporate performance documents by reference.				
LATA Kentucky Performance Doc#	LATA Kentucky Document Title	Blue Sheet Performance Doc #	PRS Performance Doc #	PRS Document Title
Document Numbers of Current LATA Kentucky Performance Documents Effective 9/24/2010	LATA Kentucky Performance Document Titles	The Document Number for the LATA Blue-Sheet Document Used From Transition until Replaced by a LATA Kentucky Performance Document	PRS Document Number that may be referenced in some documents.	PRS Document Titles that may be referenced in some documents.
PAD-RAD-1115	ALARA Reviews	PAD-RAD-1115	PRS-RAD-1115	ALARA Reviews
PAD-RAD-1116	Vehicle Radiological Control	PAD-RAD-1116	PRS-RAD-1116 (Formerly RAD-1503)	Vehicle Radiological Control
PAD-RAD-1117	Accidents and Emergencies	PAD-RAD-1117	PRS-RAD-1117	Accidents and Emergencies
PAD-RAD-1118	Use and Maintenance of Non-Fissile HEPA Filter-Equipped Vacuum CSite Operationsners	PAD-RAD-1118	PRS-RAD-1118	Use and Maintenance of Non-Fissile HEPA Filter-Equipped Vacuum CSite Operationsners
PAD-RAD-1119	Operation and Maintenance of Negative Air Machines	PAD-RAD-1119	PRS-RAD-1119	Operation and Maintenance of Negative Air Machines
PAD-RAD-1201	Internal Dosimetry	PAD-RAD-1201	PRS-RAD-1201	Internal Dosimetry
PAD-RAD-1202	External Dosimetry	PAD-RAD-1202	PRS-RAD-1202	External Dosimetry
PAD-RAD-1203	Embryo/Fetus Protection	PAD-RAD-1203	PRS-RAD-1203	Embryo/Fetus Protection
PAD-RAD-1204	Reports to Individuals	PAD-RAD-1204	PRS-RAD-1204	Reports to Individuals
PAD-RAD-1205	Skin Dose Assessment	PAD-RAD-1205	PRS-RAD-1205	Skin Dose Assessment
PAD-RAD-1206	Planned Special Exposures	PAD-RAD-1206	PRS-RAD-1206	Planned Special Exposures
PAD-RAD-1207	Privacy Act Requests for Radiation Exposure Records	PAD-RAD-1207	PRS-RAD-1207	Privacy Act Requests for Radiation Exposure Records
PAD-RAD-1208	Work Notification of Bioassay Result	PAD-RAD-1208	PRS-RAD-1208	Work Notification of Bioassay Result
PAD-RAD-1209	In Processing Individuals to be Monitored by Dosimetry	PAD-RAD-1209	PRS-RAD-1209	In Processing Individuals to be Monitored by Dosimetry
PAD-RAD-1210	Scheduling In-Vivo Appointments and Notifying Participants	PAD-RAD-1210	PRS-RAD-1210	Scheduling In-Vivo Appointments and Notifying Participants
PAD-RAD-1211	Scheduling Routine Bioassay Appointments and Printing Bioassay Labels	PAD-RAD-1211	PRS-RAD-1211	Scheduling Routine Bioassay Appointments and Printing Bioassay Labels
PAD-RAD-1213	Bioassay Sample Submittal and Check-In	PAD-RAD-1213	PRS-RAD-1213	Bioassay Sample Submittal and Check-In
PAD-RAD-1214	Bioassay Sample Chain-of-Custody	PAD-RAD-1214	PRS-RAD-1214	Bioassay Sample Chain-of-Custody
PAD-RAD-1215	Preparation of Samples for Transfer to the Radiobioassay Laboratory	PAD-RAD-1215	PRS-RAD-1215	Preparation of Samples for Transfer to the Radiobioassay Laboratory
PAD-RAD-1216	Management of Non-Routine Bioassay Samples	PAD-RAD-1216	PRS-RAD-1216	Management of Non-Routine Bioassay Samples
PAD-RAD-1217	Management of Priority Read Thermoluminescent Dosimeters	PAD-RAD-1217	PRS-RAD-1217	Management of Priority Read Thermoluminescent Dosimeters
PAD-RAD-1218	Management of Personnel Who Receive Medical Isotopes	PAD-RAD-1218	PRS-RAD-1218	Management of Personnel Who Receive Medical Isotopes

This document is intended to aid operators and procedure/document users by identifying the appropriate document references for use at completion of LATA Kentucky's "Blue-sheet Recovery" Process on September 24, 2010. This crosswalk document should be used as guidance to update references in PRS deliverable, work control, and other documents that incorporate performance documents by reference.				
LATA Kentucky Performance Doc#	LATA Kentucky Document Title	Blue Sheet Performance Doc #	PRS Performance Doc #	PRS Document Title
Document Numbers of Current LATA Kentucky Performance Documents Effective 9/24/2010	LATA Kentucky Performance Document Titles	The Document Number for the LATA Blue-Sheet Document Used From Transition until Replaced by a LATA Kentucky Performance Document	PRS Document Number that may be referenced in some documents.	PRS Document Titles that may be referenced in some documents.
PAD-RAD-1219	Dosimetry Notification Supporting Administrative Control Limits, ALARA Goals, and Personal Dosimetry Records	PAD-RAD-1219	PRS-RAD-1219	Dosimetry Notification Supporting Administrative Control Limits, ALARA Goals, and Personal Dosimetry Records
PAD-RAD-1222	Preparation and Distribution of the Dosimetry Delinquency and Restriction Reports	PAD-RAD-1222	PRS-RAD-1222	Preparation and Distribution of the Dosimetry Delinquency and Restriction Reports
PAD-RAD-1223	Management of the Bioassay Performance Evaluation Samples	PAD-RAD-1223	PRS-RAD-1223	Management of the Bioassay Performance Evaluation Samples
PAD-RAD-1224	Review of Dosimetry Quality Control and Performance Evaluation Reports	PAD-RAD-1224	PRS-RAD-1224	Review of Dosimetry Quality Control and Performance Evaluation Reports
PAD-RAD-1226	Requesting Occupational Radiation Exposure Records from Previous Employers	PAD-RAD-1226	PRS-RAD-1226	Requesting Occupational Radiation Exposure Records from Previous Employers
PAD-RAD-1227	Personnel Transfers and Terminations	PAD-RAD-1227	PRS-RAD-1227	Personnel Transfers and Terminations
PAD-RAD-1228	Preparation and Transmittal of Occupational Radiation Exposure Records to Employers and Individuals	PAD-RAD-1228	PRS-RAD-1228	Preparation and Transmittal of Occupational Radiation Exposure Records to Employers and Individuals
PAD-RAD-1229	Review of In-Vitro Results	PAD-RAD-1229	PRS-RAD-1229	Review of In-Vitro Results
PAD-RAD-1230	Review of In-Vivo Data	PAD-RAD-1230	PRS-RAD-1230	Review of In-Vivo Data
PAD-RAD-1231	Transmittal of Bioassay Results in Excess of Investigation or Decision Levels	PAD-RAD-1231	PRS-RAD-1231	Transmittal of Bioassay Results in Excess of Investigation or Decision Levels
PAD-RAD-1232	Investigation of Potential Missed Monitoring Periods	PAD-RAD-1232	PRS-RAD-1232	Investigation of Potential Missed Monitoring Periods
PAD-RAD-1301	Radiation Generating Devices	PAD-RAD-1301	PRS-RAD-1301	Radiation Generating Devices
PAD-RAD-1302	Radioactive Source Control	PAD-RAD-1302	PRS-RAD-1302	Radioactive Source Control
PAD-RAD-1307	Operation of the Continuous Air Monitors (CAMs)	PAD-RAD-1307	PRS-RAD-1307	Operation of the Continuous Air Monitors (CAMs)
PAD-RAD-1308	Calibration and Setup of the Canberra iCAM Continuous Air Monitor	PAD-RAD-1308	PRS-RAD-1308	Calibration and Setup of the Canberra iCAM Continuous Air Monitor
PAD-RAD-1309	Setup for Operability Tests of Portable Field Instruments	PAD-RAD-1309	PRS-RAD-1309	Setup for Operability Tests of Portable Field Instruments
PAD-RAD-1310	Calibration of Genie-2000-Based HPGE Gamma Spectroscopy System	PAD-RAD-1310	PRS-RAD-1310	Calibration of Genie-2000-Based HPGE Gamma Spectroscopy System
PAD-RAD-1311	Operation of GENIE-2000-Based HPGe Gamma Spectroscopy System	PAD-RAD-1311	PRS-RAD-1311	Operation of GENIE-2000-Based HPGe Gamma Spectroscopy System

This document is intended to aid operators and procedure/document users by identifying the appropriate document references for use at completion of LATA Kentucky's "Blue-sheet Recovery" Process on September 24, 2010. This crosswalk document should be used as guidance to update references in PRS deliverable, work control, and other documents that incorporate performance documents by reference.				
LATA Kentucky Performance Doc#	LATA Kentucky Document Title	Blue Sheet Performance Doc #	PRS Performance Doc #	PRS Document Title
Document Numbers of Current LATA Kentucky Performance Documents Effective 9/24/2010	LATA Kentucky Performance Document Titles	The Document Number for the LATA Blue-Sheet Document Used From Transition until Replaced by a LATA Kentucky Performance Document	PRS Document Number that may be referenced in some documents.	PRS Document Titles that may be referenced in some documents.
PAD-RAD-1312	Calibration of HVP-3500/3800AFC Air Sampler	PAD-RAD-1312	PRS-RAD-1312	Calibration of HVP-3500/3800AFC Air Sampler
PAD-RAD-1314	In Place HEPA Filter and Carbon Absorber Site Operationsk Test Procedure	PAD-RAD-1314	PRS-RAD-1314	In Place HEPA Filter and Carbon Absorber Site Operationsk Test Procedure
PAD-RAD-1317	Calibration and Performance Response Checks of the APTEC AHF-2000 Hand and Foot Monitor	PAD-RAD-1317	PRS-RAD-1317	Calibration and Performance Response Checks of the APTEC AHF-2000 Hand and Foot Monitor
PAD-RAD-1318	Calibration and Performance Response Checks Canberra Argos-4AB	PAD-RAD-1318	PRS-RAD-1318	Calibration and Performance Response Checks Canberra Argos-4AB
PAD-RAD-1319	Calibration of Tennelec XLB Series 2 & 5, Low Background Counting System	PAD-RAD-1319	PRS-RAD-1319	Calibration of Tennelec XLB Series 2 & 5, Low Background Counting System
PAD-RAD-1320	Operation of Tennelec XLB Series 2 & 5, Low Background Counter	PAD-RAD-1320	PRS-RAD-1320	Operation of Tennelec XLB Series 2 & 5, Low Background Counter
PAD-RAD-1322	Calibration of the Berthold LB770 Low Background Counting System	PAD-RAD-1322	PRS-RAD-1322	Calibration of the Berthold LB770 Low Background Counting System
PAD-RAD-1323	Operation of the Berthold LB770 Low Background Counter	PAD-RAD-1323	PRS-RAD-1323	Operation of the Berthold LB770 Low Background Counter
PAD-RAD-1324	Canberra iSolo Alpha/Beta Counter Initial Setup, Calibration & Operation	PAD-RAD-1324	PRS-RAD-1324	Canberra iSolo Alpha/Beta Counter Initial Setup, Calibration & Operation
PAD-RAD-1325	Radiological Instrument G-M Detector and Mylar Window Probe Replacement	PAD-RAD-1325	PRS-RAD-1325	Radiological Instrument G-M Detector and Mylar Window Probe Replacement
PAD-RAD-1326	Control of Government Owned Radiological Instrumentation	PAD-RAD-1326	PRS-RAD-1326	Control of Government Owned Radiological Instrumentation
PAD-RAD-1327	Calibration of High Volume Air Samplers	PAD-RAD-1327	PRS-RAD-1327	Calibration of High Volume Air Samplers
PAD-RAD-1329	Calibration of Lapel Air Samplers	PAD-RAD-1329	PRS-RAD-1329	Calibration of Lapel Air Samplers
PAD-RAD-1331	Calibration of Low Volume Air Samplers	PAD-RAD-1331	PRS-RAD-1331	Calibration of Low Volume Air Samplers
PAD-RAD-1333	Packard Tri-Carb Liquid Scintillation Counter Operations	PAD-RAD-1333	PRS-RAD-1333	Packard Tri-Carb Liquid Scintillation Counter Operations
PAD-RAD-1335	Performance Checking the Bicron LFM-2 Radioactive Material Detection System	PAD-RAD-1335	PRS-RAD-1335	Performance Checking the Bicron LFM-2 Radioactive Material Detection System
PAD-RAD-1336	Radiological Field Instrumentation Operability Tests	PAD-RAD-1336	PRS-RAD-1336	Radiological Field Instrumentation Operability Tests
PAD-RAD-1337	Calibration and Performance Response Checks of the Sirius - 4AB Hand and Foot Monitors	PRS-RAD-1337	PRS-RAD-1337	Calibration and Performance Response Checks of the Sirius - 4AB Hand and Foot Monitors

This document is intended to aid operators and procedure/document users by identifying the appropriate document references for use at completion of LATA Kentucky's "Blue-sheet Recovery" Process on September 24, 2010. This crosswalk document should be used as guidance to update references in PRS deliverable, work control, and other documents that incorporate performance documents by reference.				
LATA Kentucky Performance Doc#	LATA Kentucky Document Title	Blue Sheet Performance Doc #	PRS Performance Doc #	PRS Document Title
Document Numbers of Current LATA Kentucky Performance Documents Effective 9/24/2010	LATA Kentucky Performance Document Titles	The Document Number for the LATA Blue-Sheet Document Used From Transition until Replaced by a LATA Kentucky Performance Document	PRS Document Number that may be referenced in some documents.	PRS Document Titles that may be referenced in some documents.
PAD-RAD-1338	Calibration and Performance Response Checks Canberra Argos-5AB	PRS-RAD-1338	PRS-RAD-1338	Calibration and Performance Response Checks Canberra Argos-5AB
PAD-RAD-1401	Radiation Protection Program Records	PAD-RAD-1401	PRS-RAD-1401	Radiation Protection Program Records
PAD-RAD-1403	RADCON Records Management	PAD-RAD-1403	PRS-RAD-1403	RADCON Records Management
PAD-RAD-1502	RADCON Internal Assessment Program	PAD-RAD-1502	PRS-RAD-1502	RADCON Internal Assessment Program
PAD-RAD-1504	RADCON Project Walk-downs	PAD-RAD-1504	PRS-RAD-1504	RADCON Project Walk-downs
PAD-RAD-1601	Radiation Safety Training	PAD-RAD-1601	PRS-RAD-1601	Radiation Safety Training
PAD-RAD-1602	Radiological Control Technician Training	PAD-RAD-1602	PRS-RAD-1602	Radiological Control Technician Training
PAD-RAD-1603	Radiological Site Access Requirements and Site Access Cards	PAD-RAD-1603	PRS-RAD-1603	Radiological Site Access Requirements and Site Access Cards
PAD-REG-0002	SWMU/AOC Reporting Under the RCRA Hazardous Waste Facility Permit Conditions	PAD-REG-0002	PRS-REG-0002	SWMU/AOC Reporting Under the RCRA Hazardous Waste Facility Permit Conditions
PAD-REG-0003	Performing Environmental Compliance Assessments and Identification and Reporting of Environmental Issues	PAD-REG-0003	PRS-REG-0003	Performing Environmental Compliance Assessments and Identification and Reporting of Environmental Issues
PAD-REG-0004	Approval to Discharge Air or Water	PAD-REG-0004	PRS-REG-0004	Approval to Discharge Air or Water
PAD-RM-1004	Document Numbering and Issuance	PAD-DOC-1004	PRS-DOC-1004	Document Numbering and Issuance
PAD-RM-1009	Records Management, Administrative Record, and Document Control	PAD-DOC-1009	PRS-DOC-1009	Records Management, Administrative Record, and Document Control
PAD-RM-1014	Vital Records	PAD-DOC-1014	PRS-DOC-1014	Vital Records
PAD-SH-0011	HAZWOPER Training Qualifications and Evaluation Criteria	PAD-ESH-0011	PRS-ESH-0011	HAZWOPER Training Qualifications and Evaluation Criteria
PAD-SH-0013	Return to Work and Medical Care Process	PAD-ESH-0013	PRS-ESH-0013	Return to Work and Medical Care Process
PAD-SH-0014	Worker Fatigue Policy	PAD-ESH-0014	PRS-ESH-0014	PRS Worker Fatigue Policy
PAD-SH-1002	Working On or Near Energized Electrical Equipment	PAD-ESH-1002	PRS-ESH-1002	Working On or Near Energized Electrical Equipment
PAD-SH-1006	Personal Protective Equipment	PAD-ESH-1006	PRS-ESH-1006	Personal Protective Equipment
PAD-SH-1007	Incident/Event Reporting	PAD-ESH-1007	PRS-ESH-1007	Incident/Event Reporting
PAD-SH-1015	Scaffolds and Portable Ladders	PAD-ESH-1015	PRS-ESH-1015	Scaffolds and Portable Ladders
PAD-SH-2000	General Safety Requirements	PAD-ESH-2000	PRS-ESH-2000	General Safety Requirements
PAD-SH-2001	Identifying Defective Equipment	PAD-ESH-2001	PRS-ESH-2001	Identifying Defective Equipment
PAD-SH-2003	Industrial Equipment Operator Qualification Program	PAD-ESH-2003	PRS-ESH-2003	Industrial Equipment Operator Qualification Program
PAD-SH-2004	Fall Prevention and Protection	PAD-ESH-2004	PRS-ESH-2004	Fall Prevention and Protection

This document is intended to aid operators and procedure/document users by identifying the appropriate document references for use at completion of LATA Kentucky's "Blue-sheet Recovery" Process on September 24, 2010. This crosswalk document should be used as guidance to update references in PRS deliverable, work control, and other documents that incorporate performance documents by reference.				
LATA Kentucky Performance Doc#	LATA Kentucky Document Title	Blue Sheet Performance Doc #	PRS Performance Doc #	PRS Document Title
Document Numbers of Current LATA Kentucky Performance Documents Effective 9/24/2010	LATA Kentucky Performance Document Titles	The Document Number for the LATA Blue-Sheet Document Used From Transition until Replaced by a LATA Kentucky Performance Document	PRS Document Number that may be referenced in some documents.	PRS Document Titles that may be referenced in some documents.
PAD-SH-2005	Battery Charging Areas	PAD-ESH-2005	PRS-ESH-2005	Battery Charging Areas
PAD-SH-2008	Articulating Boom Work Platform Operation	PAD-ESH-2008	PRS-ESH-2008	Articulating Boom Work Platform Operation
PAD-SH-2010	Hazard Assessment	PAD-ESH-2010	PRS-ESH-2010	Hazard Assessment
PAD-SH-2014	Compressed Gases	PAD-ESH-2014	PRS-ESH-2014	Compressed Gases
PAD-SH-2017	Emergency Showers and Eyewash Equipment	PAD-ESH-2017	PRS-ESH-2017	Emergency Showers and Eyewash Equipment
PAD-SH-2018	Stop/Suspend Work (Safety Related)	PAD-ESH-2018	PRS-ESH-2018	Stop/Suspend Work (Safety Related)
PAD-SH-2020	Hot Work	PAD-ESH-2020	PRS-ESH-2020	Hot Work
PAD-SH-5615	Safety and Health, Roles and Responsibilities	PAD-ESH-5615	PRS-ESH-5615	Safety and Health, Roles and Responsibilities
PAD-SH-8003	Occupational Medicine	PAD-ESH-8003	PRS-ESH-8003	Occupational Medicine
PAD-SM-0001	Golf/Utility Cart Inspection and Maintenance Program	PAD-SMG-0001	PRS-SMG-0001	Golf/Utility Cart Inspection and Maintenance Program
PAD-SM-0002	Minor Electrical Maintenance	PAD-SMG-0002	PRS-SMG-0002	Minor Electrical Maintenance
PAD-SM-0004	Mobile Crane Inspection and Maintenance	PAD-SMG-0004	PRS-SMG-0004	Mobile Crane Inspection and Maintenance
PAD-SM-0005	Industrial Motorized Trucks (Forklifts)	PAD-ESH-2007	PRS-ESH-2007	Industrial Motorized Trucks (Forklifts)
PAD-SM-0006	Construction Equipment Inspection and Maintenance	PAD-PRF-0004	PRS-PRF-0004	Construction Equipment Inspection and Maintenance
PAD-SO-0001	Northwest Groundwater System Startup and Shutdown of the Air Compressors	PAD-ENR-0001	PRS-ENR-0001	Northwest Groundwater System Startup and Shutdown of the Air Compressors
PAD-SO-0002	Sampling Activated Carbon from the Northwest Plume Groundwater System	PAD-ENR-0002	PRS-ENR-0002	Sampling Activated Carbon from the Northwest Plume Groundwater System
PAD-SO-0003	Northwest Plume Groundwater System, Visual Inspection of the Air Stripper Trays	PAD-ENR-0003	PRS-ENR-0003	Northwest Plume Groundwater System, Visual Inspection of the Air Stripper Trays
PAD-SO-0004	Northwest Plume Groundwater System Routine Maintenance for Ventilation/Exhaust Fans	PAD-ENR-0004	PRS-ENR-0004	Northwest Plume Groundwater System Routine Maintenance for Ventilation/Exhaust Fans
PAD-SO-0005	Startup and Normal Operations of the Northeast Plume Containment System	PAD-ENR-0005	PRS-ENR-0005	Startup and Normal Operations of the Northeast Plume Containment System
PAD-SO-0006	C-637-2A/C-637-2B Cooling Tower Changeover at the Northeast Plume Containment System	PAD-ENR-0006	PRS-ENR-0006	C-637-2A/C-637-2B Cooling Tower Changeover at the Northeast Plume Containment System

This document is intended to aid operators and procedure/document users by identifying the appropriate document references for use at completion of LATA Kentucky's "Blue-sheet Recovery" Process on September 24, 2010. This crosswalk document should be used as guidance to update references in PRS deliverable, work control, and other documents that incorporate performance documents by reference.				
LATA Kentucky Performance Doc#	LATA Kentucky Document Title	Blue Sheet Performance Doc #	PRS Performance Doc #	PRS Document Title
Document Numbers of Current LATA Kentucky Performance Documents Effective 9/24/2010	LATA Kentucky Performance Document Titles	The Document Number for the LATA Blue-Sheet Document Used From Transition until Replaced by a LATA Kentucky Performance Document	PRS Document Number that may be referenced in some documents.	PRS Document Titles that may be referenced in some documents.
PAD-SO-0007	Backflow Preventer Testing at the Northeast Plume Containment System	PAD-ENR-0007	PRS-ENR-0007	Backflow Preventer Testing at the Northeast Plume Containment System
PAD-SO-0008	Startup and Normal Operations of the C-612 Northwest Plume Groundwater System Following Long Term Shutdown	PAD-ENR-0008	PRS-ENR-0008	Startup and Normal Operations of the C-612 Northwest Plume Groundwater System Following Long Term Shutdown
PAD-SO-0009	Manual Backwash of the Sand Filter in the C-612 Northwest Plume Groundwater System	PAD-ENR-0009	PRS-ENR-0009	Manual Backwash of the Sand Filter in the C-612 Northwest Plume Groundwater System
PAD-SO-0010	Manual Backwash of the Ion Exchange System in the C-612 Northwest Plume Groundwater System	PAD-ENR-0010	PRS-ENR-0010	Manual Backwash of the Ion Exchange System in the C-612 Northwest Plume Groundwater System
PAD-SO-0011	Solids Dewatering in the C-612 Northwest Plume Groundwater System	PAD-ENR-0011	PRS-ENR-0011	Solids Dewatering in the C-612 Northwest Plume Groundwater System
PAD-SO-0012	Groundwater Acceptance at the C-612 Northwest Plume Groundwater System	PAD-ENR-0012	PRS-ENR-0012	Groundwater Acceptance at the C-612 Northwest Plume Groundwater System
PAD-SO-0013	Ion Exchange Resin Sluicing in the Northwest Plume Groundwater System	PAD-ENR-0013	PRS-ENR-0013	Ion Exchange Resin Sluicing in the Northwest Plume Groundwater System
PAD-SO-0014	Normal Northwest Plume Groundwater Shutdown and Restart	PAD-ENR-0014	PRS-ENR-0014	Normal Northwest Plume Groundwater Shutdown and Restart
PAD-SO-0015	Activated Carbon Change-Out at the C-612 Northwest Plume Groundwater System	PAD-ENR-0015	PRS-ENR-0015	Activated Carbon Change-Out at the C-612 Northwest Plume Groundwater System
PAD-SO-0016	Monthly, Quarterly and Annual Maintenance at the C-612 Northwest Plume Groundwater System	PAD-ENR-0016	PRS-ENR-0016	Monthly, Quarterly and Annual Maintenance at the C-612 Northwest Plume Groundwater System
PAD-SO-0017	Northwest/Northeast Plume Daily Operational Data Collection and Maintenance	PAD-ENR-0017	PRS-ENR-0017	Northwest/Northeast Plume Daily Operational Data Collection and Maintenance
PAD-SO-0018	Normal (Short-term) System Shutdown for the Northeast Plume Containment System	PAD-ENR-0018	PRS-ENR-0018	Normal (Short-term) System Shutdown for the Northeast Plume Containment System
PAD-SO-0019	On-line Analyzer Maintenance in the C-612 Northwest Plume Groundwater System	PAD-ENR-0019	PRS-ENR-0019	On-line Analyzer Maintenance in the C-612 Northwest Plume Groundwater System
PAD-SO-0034	PCB Spill Management	PAD-WSD-0034	PRS-WSD-0034	PCB Spill Management
PAD-TR-0702	Conduct of Training	PAD-TRN-0702	PRS-TRN-0702	Conduct of Training
PAD-TR-0710	Assignment of Training	PAD-TRN-0710	PRS-TRN-0710	Assignment of Training

This document is intended to aid operators and procedure/document users by identifying the appropriate document references for use at completion of LATA Kentucky's "Blue-sheet Recovery" Process on September 24, 2010. This crosswalk document should be used as guidance to update references in PRS deliverable, work control, and other documents that incorporate performance documents by reference.				
LATA Kentucky Performance Doc#	LATA Kentucky Document Title	Blue Sheet Performance Doc #	PRS Performance Doc #	PRS Document Title
Document Numbers of Current LATA Kentucky Performance Documents Effective 9/24/2010	LATA Kentucky Performance Document Titles	The Document Number for the LATA Blue-Sheet Document Used From Transition until Replaced by a LATA Kentucky Performance Document	PRS Document Number that may be referenced in some documents.	PRS Document Titles that may be referenced in some documents.
PAD-TR-0750	Required Reading	PAD-TRN-0750	PRS-TRN-0750	Required Reading
PAD-TR-1088	Training and Qualification Program for CAT 2 and 3 Nuclear Facilities and Radiological Facilities	PAD-TRN-1088	PRS-TRN-1088	Training and Qualification Program for CAT 2 and 3 Nuclear Facilities and Radiological Facilities
PAD-WC-0018	Work Management Program for the Paducah Environmental Remediation Project	PAD-WCE-0018	PRS-WCE-0018	Work Management Program for the Paducah Environmental Remediation Project
PAD-WC-0019	Work Authorization	PAD-WCE-0019	PRS-WCE-0019	Work Authorization
PAD-WC-0020	Work Planning	PAD-WCE-0020	PRS-WCE-0020	Work Planning
PAD-WC-0021	Work Execution	PAD-WCE-0021	PRS-WCE-0021	Work Execution
PAD-WC-0022	Work Closeout	PAD-WCE-0022	PRS-WCE-0022	Work Closeout
PAD-WC-0044	Adherence to Performance Documents	PAD-WCE-0044	PRS-WCE-0044	Adherence to Performance Documents
PAD-WD-0006	Facility Safety Basis Inventory Control Plan for Paducah Waste Storage Facilities	PRS-WSD-0006	PRS-WSD-0006	Facility Safety Basis Inventory Control Plan for Paducah Waste Storage Facilities
PAD-WD-0011	Waste Acceptance Criteria for the Treatment, Storage, and Disposal Facilities at the Paducah DOE Site	PRS-WSD-0011	PRS-WSD-0011	Waste Acceptance Criteria for the Treatment, Storage, and Disposal Facilities at the Paducah DOE Site
PAD-WD-0015	Management of Fissile Waste Materials	PAD-WSD-0015	PRS-WSD-0015	Management of Fissile Waste Materials
PAD-WD-0016	Waste Handling and Storage in DOE Waste Storage Facilities	PAD-WSD-0016	PRS-WSD-0016	Waste Handling and Storage in DOE Waste Storage Facilities
PAD-WD-0017	Standard Operations for the C-746-S, -T, and -U Landfills.	PAD-WSD-0017	PRS-WSD-0017	Standard Operations for the C-746-S, -T, and -U Landfills.
PAD-WD-0018	Operation of C-746-U Contained Landfill Leachate Collection, Storage and Treatment System	PAD-WSD-0018	PRS-WSD-0018	Operation of C-746-U Contained Landfill Leachate Collection, Storage and Treatment System
PAD-WD-0019	On-Site Transfer and Movement of Waste Containers and Other Support Equipment	PAD-WSD-0019	PRS-WSD-0019	On-Site Transfer and Movement of Waste Containers and Other Support Equipment
PAD-WD-0022	Waste Water Accumulation, Storage, Treatment, and Disposal	PAD-WSD-0022	PRS-WSD-0022	Waste Water Accumulation, Storage, Treatment, and Disposal
PAD-WD-0023	Inspection of DOE Waste Storage Facilities and Tanks	PAD-WSD-0023	PRS-WSD-0023	Inspection of DOE Waste Storage Facilities and Tanks
PAD-WD-0025	Transportation Security Plan for the Transport of Hazardous Materials in Commerce	PRS-WSD-0025	PRS-WSD-0025	PRS Transportation Security Plan for the Transport of Hazardous Materials in Commerce
PAD-WD-0035	TSCA FFCA Activities	PAD-WSD-0035	PRS-WSD-0035	TSCA FFCA Activities

This document is intended to aid operators and procedure/document users by identifying the appropriate document references for use at completion of LATA Kentucky's "Blue-sheet Recovery" Process on September 24, 2010. This crosswalk document should be used as guidance to update references in PRS deliverable, work control, and other documents that incorporate performance documents by reference.				
LATA Kentucky Performance Doc#	LATA Kentucky Document Title	Blue Sheet Performance Doc #	PRS Performance Doc #	PRS Document Title
Document Numbers of Current LATA Kentucky Performance Documents Effective 9/24/2010	LATA Kentucky Performance Document Titles	The Document Number for the LATA Blue-Sheet Document Used From Transition until Replaced by a LATA Kentucky Performance Document	PRS Document Number that may be referenced in some documents.	PRS Document Titles that may be referenced in some documents.
PAD-WD-0036	Use of Barcode Readers/Scanners	PAD-WSD-0036	PRS-WSD-0036	Use of Barcode Readers/Scanners
PAD-WD-0040	Management of C-746-S Contained Landfill Leachate Collection System	PAD-WSD-0040	PRS-WSD-0040	Management of C-746-S Contained Landfill Leachate Collection System
PAD-WD-0392	Winterization of C-746 Landfill Buildings, Vehicles, and Equipment	PAD-WSD-0392	PRS-WSD-0392	Winterization of C-746 Landfill Buildings, Vehicles, and Equipment
PAD-WD-0437	Waste Characterization and Profiling	PAD-WSD-0437	PRS-WSD-0437	Waste Characterization and Profiling
PAD-WD-0541	Treatment and Discharge of Leachate Via the C-746-U Leachate Treatment System	PAD-WSD-0541	PRS-WSD-0541	Treatment and Discharge of Leachate Via the C-746-U Leachate Treatment System
PAD-WD-0589	Characterization For Movement, Storage, And Disposition Of Potentially Fissile Materials	PRS-WSD-0589	PRS-WSD-0589	Characterization For Movement, Storage, And Disposition Of Potentially Fissile Materials
PAD-WD-0661	Transportation Safety Document for On-Site Transport within the PGDP	PRS-WSD-0661	PRS-WSD-0661	Transportation Safety Document for On-Site Transport within the PGDP
PAD-WD-1017	Safe Handling and Opening of Sealed Containers	PAD-WSD-1017	PRS-WSD-1017	Safe Handling and Opening of Sealed Containers
PAD-WD-3002	Administration of Paducah DOE Material Storage Areas	PAD-WSD-3002	PRS-WSD-3002	Administration of Paducah DOE Material Storage Areas
PAD-WD-3010	Waste Generator Responsibilities for Temporary On-Site Storage of Regulated Waste Materials at Paducah	PAD-WSD-3010	PRS-WSD-3010	Waste Generator Responsibilities for Temporary On-Site Storage of Regulated Waste Materials at Paducah
PAD-WD-3012	Procurement, Inspection and Management of Items Critical for Paducah Off-Site Waste Shipments	PAD-WSD-3012	PRS-WSD-3012	Procurement, Inspection and Management of Items Critical for Paducah Off-Site Waste Shipments
PAD-WD-3014	Procurement, Inspection and Management of Used/Recyclable Waste Containers	PAD-WSD-3014	PRS-WSD-3014	Procurement, Inspection and Management of Used/Recyclable Waste Containers
PAD-WD-3015	Waste Packaging	PAD-WSD-3015	PRS-WSD-3015	Waste Packaging
PAD-WD-3022	Access Control Requirements for the Paducah C-746-Q Hazardous and Low-Level Waste Storage Facility	PAD-WSD-3022	PRS-WSD-3022	Access Control Requirements for the Paducah C-746-Q Hazardous and Low-Level Waste Storage Facility
PAD-WD-3023	Control of Combustibles and Ignition Sources at the Paducah C-746-Q Hazardous and Low-Level Waste Storage Facility	PAD-WSD-3023	PRS-WSD-3023	Control of Combustibles and Ignition Sources at the Paducah C-746-Q Hazardous and Low-Level Waste Storage Facility
PAD-WD-3025	Preparation and Processing of Paducah Landfill Packages	PAD-WSD-3025	PRS-WSD-3025	Preparation and Processing of Paducah Landfill Packages

This document is intended to aid operators and procedure/document users by identifying the appropriate document references for use at completion of LATA Kentucky's "Blue-sheet Recovery" Process on September 24, 2010. This crosswalk document should be used as guidance to update references in PRS deliverable, work control, and other documents that incorporate performance documents by reference.

LATA Kentucky Performance Doc#	LATA Kentucky Document Title	Blue Sheet Performance Doc #	PRS Performance Doc #	PRS Document Title
Document Numbers of Current LATA Kentucky Performance Documents Effective 9/24/2010	LATA Kentucky Performance Document Titles	The Document Number for the LATA Blue-Sheet Document Used From Transition until Replaced by a LATA Kentucky Performance Document	PRS Document Number that may be referenced in some documents.	PRS Document Titles that may be referenced in some documents.
PAD-WD-3028	Off-Site Shipping	PAD-WSD-3028	PRS-WSD-3028	Off-Site Shipping
PAD-WD-3030	LATA Kentucky Commercial Motor Carrier	PAD-WSD-3030	PRS-WSD-3030	PRS Commercial Motor Carrier
PAD-WD-9503	Off-Site Shipments by Air Transport	PAD-WSD-9503	PRS-WSD-9503	Off-Site Shipments by Air Transport