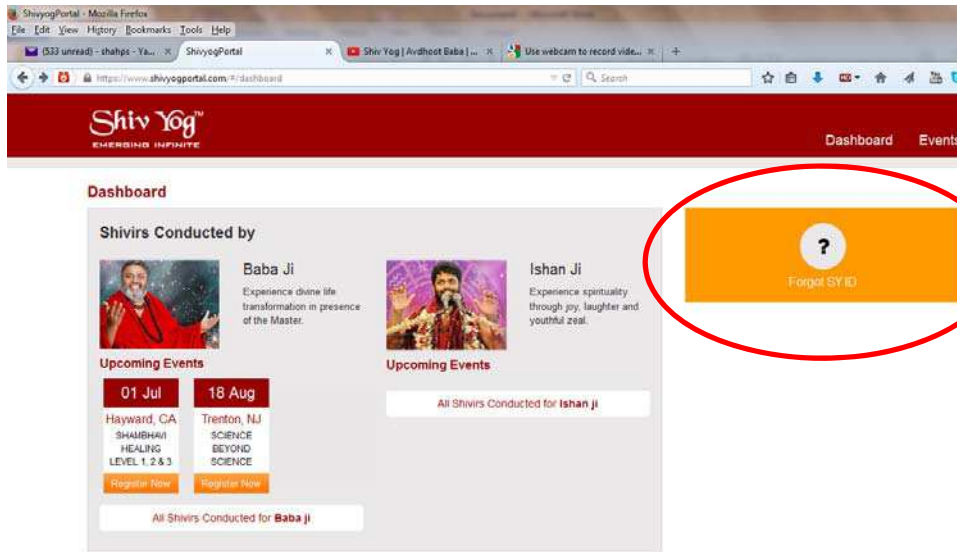


## Welcome to the new Shivr Registration Portal

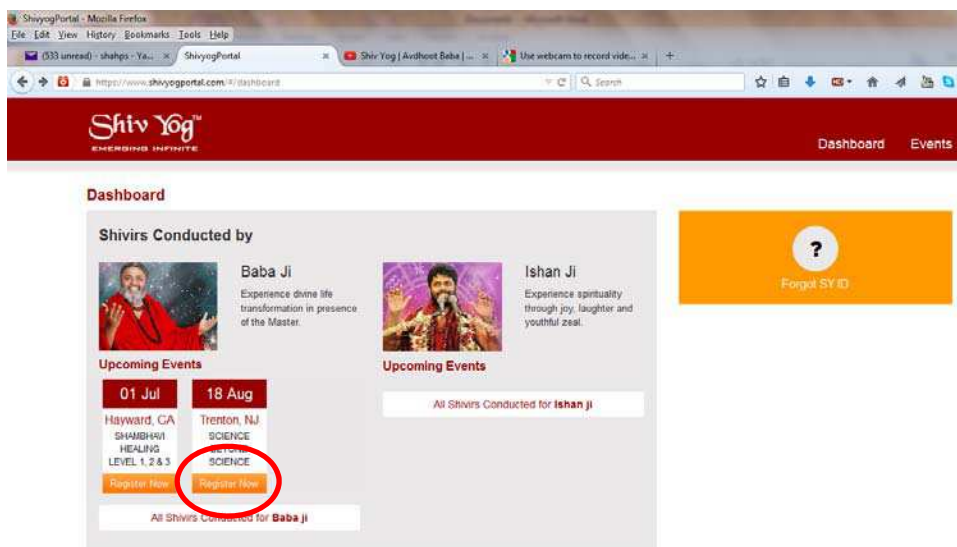
Please review this guide before you start registration, it will make registering yourself very easy.

Your ShivYog ID(SYID) will make registration Very, Very Easy ! If you do not remember your SYID, please use the “Forgot SY ID” link on the right circled in RED to find your SYID.

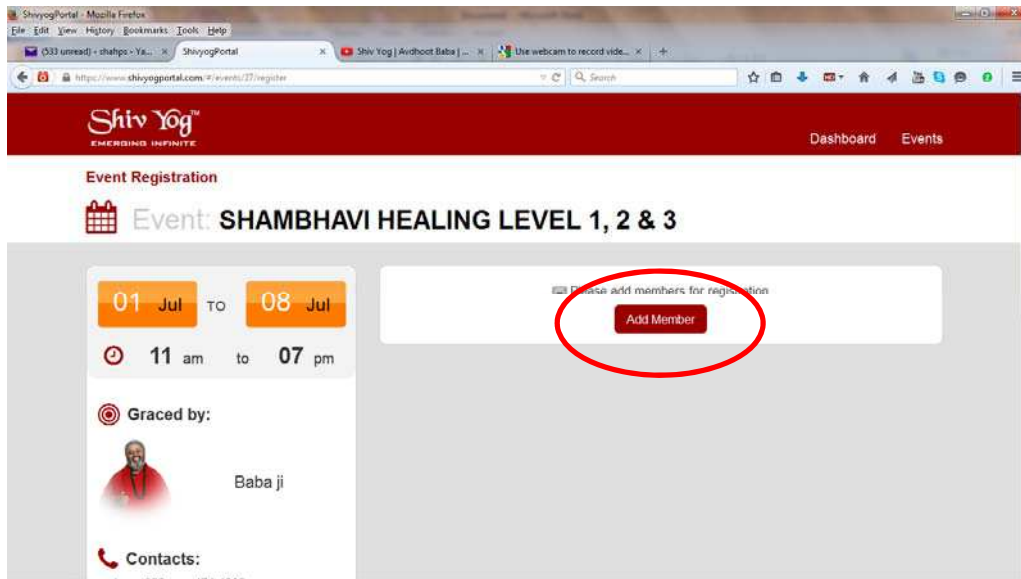


If you DO NOT have your SYID, your registration will only be Very Easy, Let's proceed!

**STEP 1:** Please click on the “Register Now” button to begin your registration process.

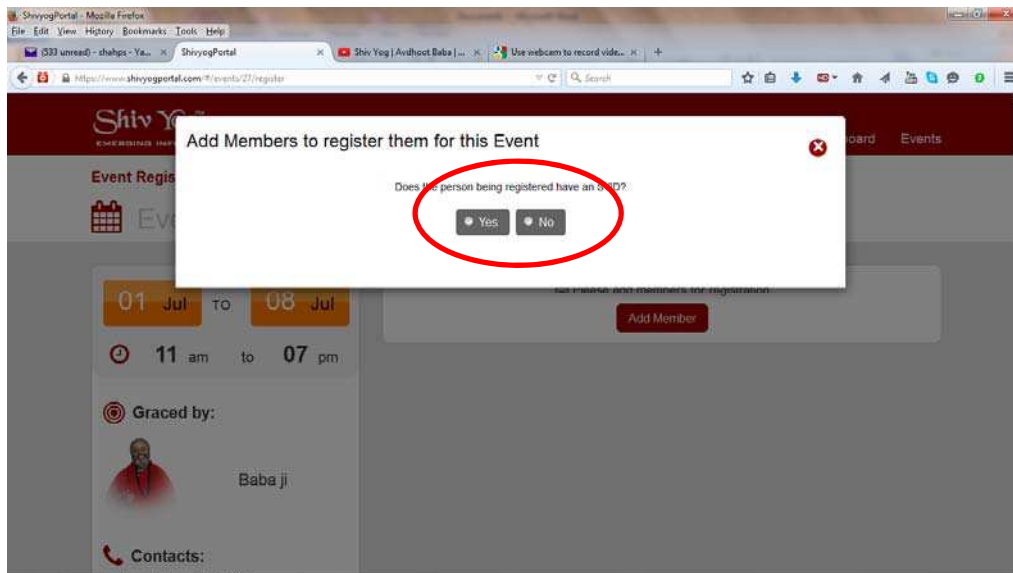


**STEP 2:** Click on “Add Member” button to enroll yourself or another Sadhak registration.



**STEP 3:**

- SYID (ShivYog ID) is the id you received when you registered at ShivYog.com website.
- If you DO NOT have this ID (never registered before), please click No and proceed, a new one will be generated for you, to enable easier registration in the future.
- If you have your ID, please click Yes and proceed further.



#### STEP 4:

- Please enter your first name and ShivYog ID and click ADD. If your profile is NOT FOUND, please check the name and SYID entered.
- If you still have issues, please restart registration and select NO, for ShivYog ID. The system will try to locate your ID and register you, OR it will generate a new ID for you. [Proceed to STEP 7.](#)

ShivYogPortal - Mozilla Firefox

ShivYogPortal

ShivYog [Avatar] [Name] ...

Use webcam to record video...

Search

ShivYog

Event Registration

10 Jul TO 17 Jul

01 pm to 08 pm

Graced by:

Baba ji

Contacts:

+1 510 681 0888

For Accommodation

Download Accommodation

Add Members to register them for this Event

Does the person being registered have an SYID?

Yes No

First Name SYID

ADD

#### STEP 5

- Your profile has been located! Please select the seating category from the drop down menu.
- To add another member, please click on the "Add More Member".
- To receive your registration confirmation, please enter your e-mail id.
- Please accept the Term and Conditions by clicking on the check box.
- Please click on Proceed to move to the next step. If you DO NOT see a new screen, it means a field has been left blank. Kindly review the screen for an error message in RED.

ShivYogPortal - Mozilla Firefox

ShivYogPortal

ShivYog [Avatar] [Name] ...

Use webcam to record video...

Search

ShivYog

Event Registration

10 Jul TO 17 Jul

01 pm to 08 pm

Graced by:

Baba ji

Contacts:

+1 510 681 0888

For Accommodation

Download Accommodation

Members:

SYID: SY3455 Prasann...

Select Category

Fee: 0.0 USD

Add More Member

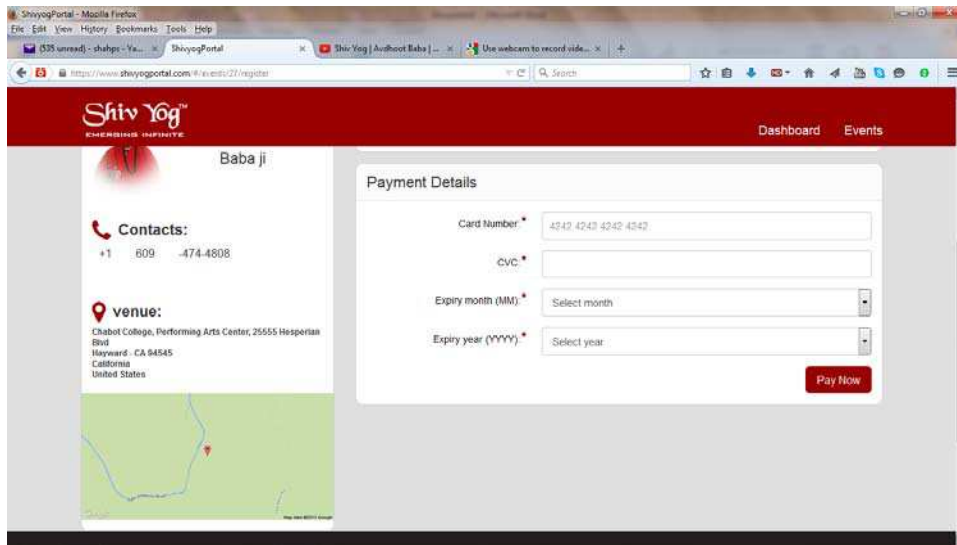
Email address for receiving registration confirmation.

Email

I acknowledge that I have read all of the previous screen and fully understand the terms and conditions expressed and agree to be bound by such terms and conditions.

Proceed

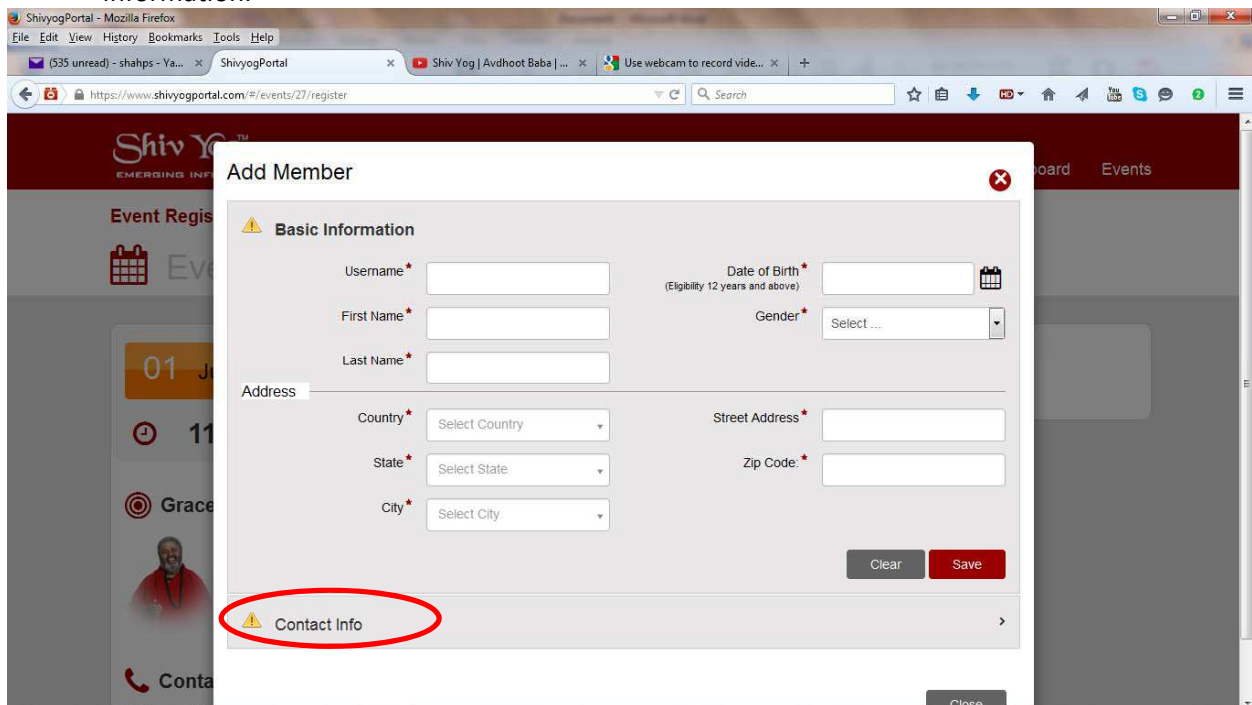
**STEP 6:** Please enter valid credit card information and click “Pay Now” to complete registration.



The screenshot shows the Shiv Yog Portal registration page. The left sidebar contains the 'Baba ji' profile, 'Contacts' (+1 609 -474-4808), and 'venue' (Chabot College, Performing Arts Center, 25555 Hesperian Blvd, Hayward, CA 94545, United States). The main content area is titled 'Payment Details' and includes fields for Card Number (4242 4242 4242 4242), CVC, Expiry month (MM), and Expiry year (YYYY). A red 'Pay Now' button is located at the bottom right of the payment details section.

**STEP 7:**

- All fields marked \* are mandatory and must be filled.
- User Name: Please enter a Username you would like to use in this system.
- Please enter your First Name, Last Name, Date of Birth, Country of residence, State of residence, city of residence, residence street address and zip code.
- Upon entering all fields, please click on the “Save” button and proceed to enter contact information.



The screenshot shows the 'Add Member' form on the Shiv Yog Portal. The form is divided into two sections: 'Basic Information' and 'Contact Info'. The 'Basic Information' section includes fields for Username, First Name, Last Name, Date of Birth (Eligibility 12 years and above), Gender, Country, State, City, Street Address, and Zip Code. The 'Contact Info' section is currently collapsed and highlighted with a red circle. The form has 'Clear' and 'Save' buttons at the bottom right.

Click on Contact Info. This will open up the screen below.

**Step 8:**

Enter your mobile Number and click on the “Send Verification Code”

**Add Member**

✓ Basic Information

⚠ Contact Info

Mobile Number : \*

Phone Number :

Email : \*

Enter the verification code received on your cell phone in the field below, and click on “Verify Code”.  
Upon successful completion of this step, enter your e-mail id and click Save.

**Add Member**

✓ Basic Information

✓ Contact Info

Mobile Number : \*

Verification code :

Phone Number :

Email : \*

Verification can also be done via e-mail. Sometimes, due to slow internet traffic, it may take time for the verification code to reach you, or it may get into the SPAM folder.

Click on the “Done” button to complete your ShivYog ID generation. You should now see the screen below.

Click on “Proceed For Registration”



## Thanks

Member **Shiv Sadhak** SYID **SY70136** has been added.

[Proceed For Registration](#)

### STEP 9:

Your information has now been saved. Select your seating category, Enter your e-mail id to which you want to send your registration confirmation, Accept the Terms and Conditions by clicking on it. Click on “Proceed” to move to the next step.

The screenshot shows the ShivYog registration form. The 'Members' section displays the following information:

- SYID: SY70136 Shiv Sad...
- City: Rishikesh Email Id: shahps@yahoo.com
- Seating Category: Front Section (selected from a dropdown menu)
- Buttons: Add More Member, Proceed

The 'Email address for receiving registration confirmation' field is empty. Below this field, there is a checkbox labeled 'I acknowledge that I have read all of the provisions above and fully understand the terms and conditions expressed and agree to be bound by such terms and conditions'. The checkbox is circled in red.

### Step 10:

Please enter the payment / credit card details and click on “Pay Now”

The screenshot shows the Shiv Yog portal registration page. The header includes the Shiv Yog logo and navigation links for Dashboard and Events. The main content area is divided into two columns. The left column contains a clock icon with the time 01 pm to 08 pm, a 'Graced by' section with a photo of Baba ji, a 'Contacts' section with a phone number +1 510 681 0888, a 'For Accommodation' section with a 'Download Accomodation' button, and a 'venue' section with the address Chabot College - Performing Arts Center, Hayward - 94545. The right column contains a 'Payment Summary' section with 'Registration Fees : 750.00' and 'Total Amount Payable : USD 750.00'. Below this is a 'Payment Details' section with fields for Card Number (4242 4242 4242 4242), CVC, Expiry month (MM), and Expiry year (YYYY). A 'Pay Now' button is located at the bottom right of the payment details section.

Upon successful completion of the transaction, you will receive an e-mail confirmation on your registered e-mail id like the one below.

The screenshot shows an email confirmation from Shiv Yog. The email header includes the Shiv Yog logo and the text 'You have successfully registered with transaction id tok\_15zDqPIr6FkNZoe0y8mqiuIo with us. Below are the details regarding your registration.' The main content area is titled 'Status' and contains a table with the following details:

| Status          |   |
|-----------------|---|
| Event:          | AdvaIt Sri Vidya Level 1,2 & 3 - Somerset, NJ |
| Transaction id: | tok_15zDqPIr6FkNZoe0y8mqiuIo                  |
| Status:         | success                                       |
| Total amount:   | 1500.0  |

Below the table is a section titled 'Registered users' with a table showing two users:

| S.No.:            | 1   | S.No.:            | 2   |
|-------------------|-----|-------------------|-----|
| Registration No.: | 776 | Registration No.: | 776 |

For further inquiries about your registration, you may e-mail the following addresses.

- For questions related to shivirs in Hayward you can send email to [california@shiviyogus.com](mailto:california@shiviyogus.com) or to talk to a volunteer you can call +1 510 681 0888
- For questions related to shivirs in Somerset you can send email to [newjersey@shiviyogus.com](mailto:newjersey@shiviyogus.com) or to talk to a volunteer you can call +1 609 474 4808
- For questions related to shivir in Atlanta you can send email to [atlanta@shiviyogus.com](mailto:atlanta@shiviyogus.com) or to talk to a volunteer you can call +1 678 398-4999
- For questions related to shivir in Trenton you can send email to [science@shiviyogus.com](mailto:science@shiviyogus.com) or to talk to a volunteer you can call +1 201 785-7271